



The Palmer Academy

Weekly Round-up



Edition 17

Friday, 5th February 2021

Note from the Executive Headteacher

As we head into the final part of this half term, we are taking the time to reflect on our journey since the beginning of term. By next week we will have moved every class within KS1 and KS2 to Teams which has allowed us to further develop the scaffolds and support we give to the children. We hope you have found this useful and from initial feedback it seems that this has helped many families in establishing a routine, improving engagement, and having all learning elements on one platform. We still recognise that access is something that some families may be struggling with so please do get in contact with the school if you are finding it difficult to access the remote learning. Thank you all again for your support with your child's remote learning, many parents and carers are juggling their current responsibilities alongside becoming a teacher at home so thank you all for your continued work.

This week is Children's Mental Health week. More information and resources are included later in the newsletter, so please take a look. Never has there been a more important time to consider how we can support our children in developing a good mental health.

I hope you all able to have some time for yourself this weekend. See you next week.



A. A. Wanford

Mr. Aaron Wanford



Children's Mental Health Week

This week is Children's Mental Health Week and the theme this year is Express Yourself. The week aims to raise awareness of the importance of young people's mental health and BFFC is promoting it on our social media channels all week. You can find more details on the [Children's Mental Health Week website](#) and resources on the [Young People's Zone](#) and [Support for parents and carers page](#) on our website.

Online counselling and support service for school staff

The online mental health and wellbeing platform Qwell is available for parents and families to complement the Kooth service for young people. Qwell provides a free online counselling and support service seven days a week, 365 days a year with counsellors online from noon to 10pm Monday to Friday and 6-10pm weekends. Visit the [Qwell website](#) for details.

Wellbeing support for children and young people

Berkshire West CCG has produced and organised a number of resources to support the wellbeing and welfare of children, young people and their families. These include a set of three guides under the title of #Coping, it has recently relaunched mental health booklet for teenagers called the Little Blue Book of Sunshine and the free online youth counselling service for 11-year-olds and over, Kooth. You can find links to these resources and much more on BFFC's webpages [COVID-19 Support for parents and carers](#), [Managing your wellbeing for parents and carers](#) and the [Young People's Zone](#)

Unwanted Electronic Devices

If you have an old laptop or tablet that is no longer being used and you would like to find a good home for it, the school may be able to use it for a family who are struggling to access Home learning. Please wipe it back to factory settings and bring it into school for our IT department to prepare the device for re-distribution.

No internet access at home

If you are struggling with your internet access at home when supporting your child with their home learning there are lots of service providers which have teamed up to support families. Have a look at the link below to see if you qualify to apply.

<https://newsroom.bt.com/bt-announces-lockdown-learning-support-scheme-for-kids-and-families/>

Eligibility for Free School Meals

If during Lockdown your financial circumstances have changed and you think you might be eligible for Free School Meals please could you contact Mrs Binks in the school office who will email you a form to fill out.

Updating contact details

Please remember that if you have a new contact number and/or e-mail address which we use to contact you, please contact the school via admin@thepalmeracademy.com to inform us. Please do not use Piota as we are no longer using this to take our information from and are phasing this out. Arbor is our main information system, and your records can be updated by informing the school with anything which has changed. Please speak to Mrs. Binks in the office if you need any further help. It is really important we have the correct information for you so that we can make contact, particularly whilst the school is not open to all pupils.

Reminder – pupil absences

It goes without saying that if your child is attending our critical worker/vulnerable school bubble for face-to-face education during this lockdown and they are displaying any COVID-19 symptoms, they should remain off school until they have been tested to determine what needs to happen next. Please remember that if you are your child has symptoms and is isolating, you should not be leaving your house, except in an emergency in order to limit the spread of the virus with others.

What have Nursery been learning about this week?

In Nursery this week the children at home and here in school have been learning a new story. They have been learning all about 'The Three Billy Goats Gruff', using words from the story to act it out, drawing pictures from the story and talking about what happens in the beginning, middle and end.

Nursery Home Learning Shout Outs

A big well done Neyati and Leo for their amazing reading of simple words!

Well done to Ivanna, Siri, Gerald, Leo, Mason, Neyati and Elvin for adding home learning to Tapestry every day.

Well done to Shreenika, Wynford, Abdulhameed, Lasemi, Bao and Alex for adding home learning at least once a week.

Tapestry

We have lots of families logging on but not posting observations onto Tapestry. Tapestry have a YouTube page with lots of helpful video on how to post observations, how to use the web browser and app especially for Parents. To access this please click on the link below:

<https://www.youtube.com/playlist?list=PLthyVDX1AWQJeGUqAna3ZEhEqbgjdx0Yt>



What have Reception been learning about this week?

This week we have been writing and drawing about the story of **Goldilocks and the Three Bears**.

In Numeracy, we have been comparing and measuring height and length of objects around our houses. In the Bubble, the children have been ordering heights of The Three Bears.

Some children have also been researching the tallest objects and buildings in the world and have been drawing pictures of them.

Lets see if Reception can get the highest Home learning Engagement score next week - keep sending all your great work in - we really appreciate it.



Big Shout out to:

Mirha - for making a card for her aunt 😊

Paris - for her Mindmap on being healthy 😊

Owen - for his 'What if...' Talking Time ideas (he would get a shovel to collect all the smarties rain) 😊

Norika - for a drawing of a very tall house 😊

Yodhin - for numeracy, finding 2 more and 2 less 😊

Shawnal - for measuring and subitising work 😊

Paramjot - for writing and homelearning 😊

Wele - for phonics homelearning 😊

Kaci and Lexi - for their cooking (see above, yum!) 😊


Ava - for always working with a cheerful smile and hoovering up a mess 😊

Alice - for singing 'Somewhere over the Rainbow' 😊

Rohan - for a drawing of the Three Bear's beds

Nyla - for 2D and 3D shape work 😊

Niranjana - for her phonics and blending work 😊 best wishes from All the Reception Team



What have Year One been learning about this week?


What an exciting week we have had in Year One! We've had more home learning than usual, due to our Year 1 bubble closure and have had so much extra engagement with our online tasks as a result! We've continued to learn about poetry through the weird and wonderful poems of Edward Lear in English and have loved reading and seeing some of the children perform their adapted version of 'The Jumblies'. We've come to the end of our addition and subtraction within 20 unit and finished it off with a fun quiz on Friday. We were so impressed with how the children got on! In science we explored how some materials are better suited to objects because of their properties. The children created some fantastic drawings of special religious clothing in R.E and of their local area in Geography. Many of the children also enjoyed exploring Reading on Google Maps! We finished exploring 'The Tiger Who Came to Tea' in our reading lessons and have now begun to find out some fascinating facts about tigers through exploring a non-fiction text. We have also had fun learning how to debug a program on Scratch Jr and creating some beautiful concentric shapes in art!

Note to parents: From Monday, year 1 are joining the rest of the school in moving all submitting of children's learning to Microsoft Teams, **instead** of by email. Please see the below videos for support with this:

<https://www.youtube.com/watch?v=7P6EM81Uwm0&list=PLPqalToZuacp-fo86MIiMlx54n6ZKfIOC&index=28>

<https://www.youtube.com/watch?v=ZeqGcBq5WjQ&list=PLPqalToZuacp-fo86MIiMlx54n6ZKfIOC&index=5>

Take a look at some of our fantastic learning this week!



What have Year Two been learning about this week?

It's been another great week in Year 2 and we have been so proud of all the engagement especially on teams. We have loved reading all of your work and also seeing your great quiz scores. Keep it up Year 2. In maths we have been learning about statistics and the children have gained understanding of block diagrams, pictograms and tallies counting in different steps. In writing we have been writing poems all about the wind and what it can do in different seasons. We have been impressed with the beautiful language chosen. I have also loved reading your very detailed explanations of what happens in Holy Week at Easter time for Christians. Science has been a very exciting time for year 2 as we begin to see how our bulb experiments have developed. Look at Sujal's daffodil and how it has changed over the last few weeks. This week we began another experiment where we are growing some seeds in the dark and some in the light. We will be recording when they start to germinate and anything else, we notice. I wonder if our predictions will be right.



Great photo of home learning drawing her still life using colours to express mood.


A great big well done to home learners Iman, Ariel, Vihaan, Dominik, Arthur, Aarna, Abdur Rahman, Gemma, Lareya and Sujal who are so committed to their learning every single week and complete all the tasks.

Have a wonderful weekend Year 2 and we look forward to seeing all your learning next week 😊

What have Year Three been learning about this week?

Well done Year 3 on completing another week of home learning! You have made us so proud with completing all your assignments and quizzes and our engagement has definitely increased this week! In Maths, we continued exploring statistics and learned how to interpret bar charts. In English, we learned how to use similes to add more detail and description to our writing and have been trying to paint a picture in our reader's mind. We have also learned how to write in the first person so that we can immerse ourselves in a text. Geography took us to the Mediterranean, where we explored different farmlands and decided which ones would be best suited to different crops. In Science, we have learned about the role of flowers in the life cycle of plants. In Art, we took a trip down memory lane to come up with some design ideas for our patchwork quilt.

Big shout outs to Shanice, Nyla, Jolita, Noah, Amelia, Milir and Arman who have really wowed us with the level of commitment to their learning this week. Have a lovely and restful weekend 😊



5. $382 + 300$
682 ✓
6. $693 - 400$
293 ✓
7. $725 + 209$
934 ✓
8. $319 - 165$
154 ✓



Create your own similes to describe this book cover.
 His eyes are as round as ferries wheels
 His body is as hard as steel
 His body colour is as blue as the ocean
 His face looks like a minion

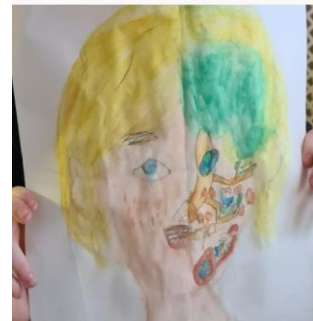


Step 2 – Describing the materials- think about the colours, the thickness, the feel etc 😊 Use Adjectives

| | |
|--|--|
| Gray and pink jumper, dark pink colour and gray stripes, Cotton soft material. | Burgundy button up Cardigan, soft, smooth, synthetic material. |
| Short, soft light, pink skirt, elasticated skirt. | Pink and black spotty top, soft, silk fabric. |

What have Year Four been learning about this week?

The penultimate week of Spring Term 1 has been another jam-packed learning extravaganza! We have been really pleased to see so many children accessing their learning through Teams and learning new ICT skills whilst doing so! Thank you to all the children and their families for their efforts in using this new technology. We have been busy writing balanced arguments in English, learning about area in Maths and thinking about author's intentions in Reading. Our afternoons have been full of creative learning by making Potato heads when thinking about achieving our goals and creating self-portraits to show our inner and outer selves. We have continued learning to speak French by holding a longer conversation including discussing the seasons. In Science we looked at identifying plants: there are so many and learnt the term Botanist. We have been so proud of all the children in Year 4 this week, but some special mentions go to: Robin for his amazing self-portrait. Niv for her wonderful Potato Woman and to all the children in the school bubble for their amazing potato heads. Some final shout outs to Logan for good quizzing, Tyler-Paul for great Maths and Riley for super reading. Finally, a big well done to Basit and Hope for super effort in all learning!



What have Year Five been learning about this week?

This week Year 5 have been very creative across all their subjects and all the Year 5 staff are impressed with their wonderful attitude towards learning!

We have been busy designing and making chimneys inspired by Antoni Gaudi in Art and making moving toys in DT! Have a look at some of our amazing drawings and 3D models. Special shout out to **Bryant** for his amazing car, **Cooper** for his cam toy and colourful clay chimney and **Sam** for her paper rainbow chimney! Also, to **Ruben** for his 'Electro buddy' toy design. Jacob also wowed us with his paper chimney design. The children in the Year 5 school bubble used clay to create their chimneys also.



In English we have been exploring information leaflets and investigating the features needed to make our writing exciting and engaging when we start our own leaflets about Japan next week! Have a look at our tables below! We also discovered how different features influence our chosen reader! Special shout out to **Tyeisha**, **Suyog** and **Josiah** for their hard work.

| | Leaflet 1 | Leaflet 2 | Leaflet 3 |
|--------------------------------|--|--|---|
| Which features have been used? | Bold heading, bold writing, pictures, quotes, slogans, rhetorical questions, alliteration | Pictures, bold title, prices, facts, quotes | Bold title, were it is set, facts, tells you a little bit about the story |
| What is different? | Text one has rhetorical question, slogans, alliterations these are the ones the other don't have | Text two has prices these are the ones the others don't have | Text three tells you a bit about the story and the other don't have that |

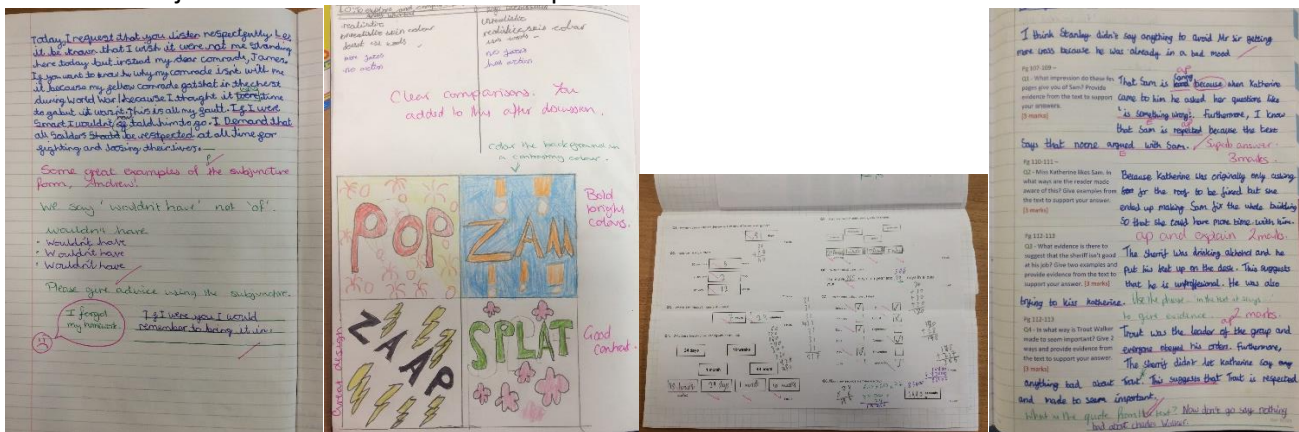
| Feature | Effect on the reader |
|-------------------------|--|
| Eye-catching background | Gets the reader's attention so that they can start reading the actual text |
| Logo | Something that they can remember and might even say is that is the air-recruit company |
| List of activities | So that they have a large selection of activities meaning it's more free ranged for the reader |
| Contact details | So that if they have a complaint or something else they want to add they can dial them up and say it |
| Large images | So that they can see what the real thing is like so that it's more pleasing for them to come |
| Big bold heading | So that everyone can know what it's about |
| Subheadings | So they know what paragraph is what and what there about |
| Quote's | Like a quote is kinda like a class so that they can remember |

| | Leaflet 1 | Leaflet 2 | Leaflet 3 |
|--------------------------------|---|-------------------------------------|--|
| Which features have been used? | Pictures, title, subheading, bullet points | Pictures, Titles, prices, a fact | Title, subheading, credits |
| What is different? | A persuasive text | There is only one page, it's a memo | It's basically a trailer for a book, no pictures |
| What is similar? | It has pictures like 2 and is multiple pages like 3 | All have titles, subheadings etc | Has paragraphs like 1 |

What have Year Six been learning about this week?

What another great week for Year 6! Our engagement has improved and we have continued to be impressed with the quality of the work happening at home. So a big well done to all of our Year sixes and a big well done to all of our parents too.

This week, we have been looking at speeches in English and have revised telling the time and working out durations in Maths. There has been a fantastic improvement in answering three mark questions in Reading which has meant that more and more children are scoring better on quizzes. Take a look at just some of the fantastic work produced in school this week:



Andrew

Istun

Aymen

Hibah

We would like to give a big shout out to **Michael** for amazing accuracy in Maths this week.
Ella – Well done for being so resilient and producing some lovely work you can truly be proud of.
 Continued incredible work from **Julia, San, Jaspreet** and **Ashley** who have really developed their reading further.
Ben – you continue to show great perseverance with your work.
Filip – you have responded well to feedback and used it to improve your work further.
Mukhtar – though new to the school, you have completed every piece of work set to a great standard. We are lucky to have you join us at The Palmer Academy and we look forward to meeting you soon.

What’s happening next week at Palmer

| | |
|--------------------------------|--|
| Monday 8 th Feb | Assembly with Mr Soares-Mistry via YouTube (13:30) |
| Tuesday 9 th Feb | |
| Wednesday 10 th Feb | Assembly with Mr Soares-Mistry via YouTube (13:30) |
| Thursday 11 th Feb | Assembly with Mr Soares-Mistry via YouTube (13:30) |
| Friday 12 th Feb | Live Sessions on Teams for Celebration Assembly (more information on Monday) |

Remote Learning Engagement Information

We would like to celebrate the children who are engaging with the remote learning being provided every day. Sending your work in to teams, tapestry or the year group email will contribute to this % for your year group – keep up the hard work!



| Nursery | Reception | Year 1 | Year 2 | Year 3 | Year 4 | Year 5 | Year 6 |
|---------|-----------|--------|--------|--------|--------|--------|--------|
| 52% | 53% | 40% | 72% | 59% | 58% | 71% | 66% |

