

Wednesday 15th July 2020:**Daily Objectives**

Maths	Reading	Writing	Phonics
To find a quarter. (1)	To retrieve information from a nonfiction text.	To write for a purpose	Split /u/ sound.

Spellings

Words of the Week: This week we are learning to spell compound words. Compound words are words that are created when two words are put together.

football	playground	farmyard	bedroom	blackberry
lighthouse	sometimes	bathroom	classroom	teatime

Maths Lesson

We will be following the WHITE ROSE MATHS home learning planning to help support parents with videos and visuals and to ensure that we cover the remaining curriculum content from distance learning.

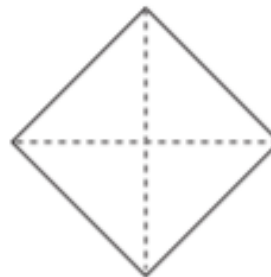
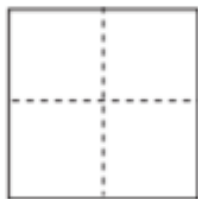
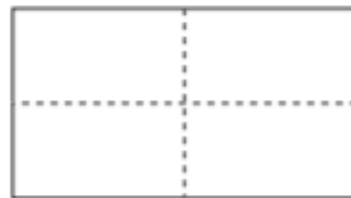
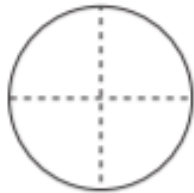
<https://vimeo.com/434745167>

After watching the video and working through the example activities, we now have some lesson activities to help you practice. We have pasted the worksheets below, but the activity sheets can also be downloaded through the White Rose link above.

We will also post the answers to follow. 😊

Lesson Activity:**Find a quarter (1)**

1 Colour a quarter of each shape.



2 Show a quarter in four different ways.



- 3 Kim wants to show a quarter.



None of these show quarters.



Do you agree with Kim? _____


Talk about your answer.

- 4 Tick the shapes that show one quarter.

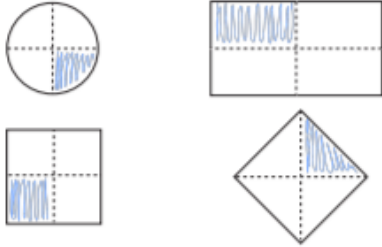


Answers:

Find a quarter (1)

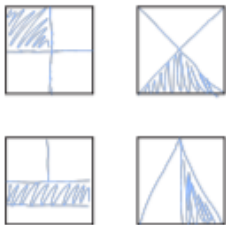


1 Colour a quarter of each shape.





2 Show a quarter in four different ways.

eg.



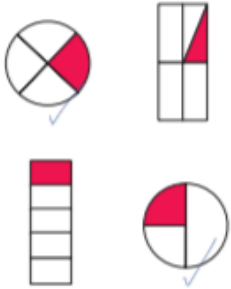
3 Kim wants to show a quarter.






Do you agree with Kim? No

Talk about your answer.

4 Tick the shapes that show one quarter.




Spelling and Grammar Challenges

These are some extra spelling and grammar activities for children to complete to help them review the concepts we often visit in class. J

d

Tick the real words and cross the alien words.

cow	<input type="checkbox"/>	drow	<input type="checkbox"/>
brow	<input type="checkbox"/>	coin	<input type="checkbox"/>
goim	<input type="checkbox"/>	foit	<input type="checkbox"/>



e

Spell the missing day of the week.

Monday


Tuesday

Wednesday


Thursday


Friday


Saturday





Fill in the correct sound to use.
ir or *ur*?


sk _ _ t 


b _ _ st 


b _ _ n 


n _ _ se 

ch _ _ ch 

b _ _ d 

f _ _ st 

sh _ _ t 



Fill in the correct sound to use.
ir or *ur*?

sk _ _ t

b _ _ st

st _ _


n _ _ se

ch _ _ ch

b _ _ d

f _ _ st

sh _ _ t



Writing Lesson

As the end of the school year is here I thought it would be nice to reflect on your time in year 1. What was your favourite thing about being in year 1? Who are you friends? Your favourite book? What did you like best about your teachers?

Complete the 'my school year memory page' below. You could bring this in to school to share with your new class or pop back to year 1 and share with your teachers.

My School Year Memory Page

This is me!

Funniest memory



Greatest school trip

Best outdoor classroom activity




Favourite book I have read


Best classroom activity



My teacher



New friends




Reading Lesson

NAME: _____

A Rainbow

A rainbow is formed when sunlight and rain combine in a special way. Rainbows are typically only seen after a rainstorm when the sunshine starts to peak out. In a rainbow, there are different **hues** in the spectrum. A hue is a color. The seven hues in a rainbow are red, orange, yellow, green, blue, indigo, and purple.

Sometimes, rainbows are just a little glimmer in the sky, sometimes they are a huge arch, and sometimes there are double rainbows!



1. When can rainbows be seen?



2. What is a hue?

3. What are four of the hues in the rainbow?

4. How is a rainbow formed?

Phonics Lesson

**all groups are reviewing Phase Five sounds this term*

Date:																			
1.Practise writing the sound of the Day: /u-e/																			
s	a	t	p	i	n	m	d	g	o	c	k	ck	e	u	r	h	b	f	ff
l	ll	ss	j	v	w	x	y	z	igh	qu	ch	sh	th	ng	ai	ee	zz	oa	oo
oo	ar	or	ur	ow	oi	ear	air	er	ure	ay									
2.Practise writing the tricky word of the day: should																			
I	no	go	to	into	the	he	she	we	me	be	you	are	her	was	all				
they	my	said	have	like	so	do	some	come	little	one	were	there							
what	when	out																	
3. Add the sound buttons then read (blend) the following words:																			
fortune					perfume					pordune 					shurtune 				
4. Circle the tricky words and add sound buttons under any digraphs or trigraphs. Then read the sentence.																			
“Excuse me, but you are wearing a lovely perfume”, I said.																			
5. Find a copy the word from the sentence above that means: a scent.																			

Use the /u-e/ sound to fill in the missing words in the sentence.

I have the good _____ to be in a lovely class.



Answers: fortune

