

Thursday 16th July 2020:**Daily Objectives**

	Reading	Writing	Phonics
To find a quarter. (2)	To retrieve information from a nonfiction text.	To write for a purpose	The silent /k/.

Spellings

Words of the Week: This week we are learning to spell compound words. Compound words are words that are created when two words are put together.

football	playground	farmyard	bedroom	blackberry
lighthouse	sometimes	bathroom	classroom	teatime

Maths Lesson

We will be following the WHITE ROSE MATHS home learning planning to help support parents with videos and visuals and to ensure that we cover the remaining curriculum content from distance learning.

<https://vimeo.com/434745348>

After watching the video and working through the example activities, we now have some lesson activities to help you practice. We have pasted the worksheets below, but the activity sheets can also be downloaded through the White Rose link above.

We will also post the answers to follow. 😊

Lesson Activity:**Find a quarter (2)**

I Circle a quarter of each group.

a)



A quarter of 4 is

b)



A quarter of 12 is

c)



A quarter of 20 is



2 Complete the sentences.

a) Half of 12 is

A quarter of 12 is

b) Half of 16 is

A quarter of 16 is

c) Half of 8 is

A quarter of 8 is

What do you notice?

3 A quarter is 6



What is the whole?

The whole is





Answers:


Find a quarter (2)

White
Rose
Maths

1 Circle a quarter of each group.

a) 
A quarter of 4 is

b) 
A quarter of 12 is

c) 
A quarter of 20 is









2 Complete the sentences.

a) Half of 12 is
A quarter of 12 is

b) Half of 16 is
A quarter of 16 is

c) Half of 8 is
A quarter of 8 is
What do you notice?

3 A quarter is 6


What is the whole?
The whole is

© White Rose Maths 2020

Spelling and Grammar Challenges


These are some extra spelling and grammar activities for children to complete to help them review the concepts we often visit in class. J

b Which tricky word has Mr Whoops been juggling with?



c Write these two sentences again, but as one sentence, joining them with 'and'.

Mum got a car. I got to go in it.



Add sound buttons.

1

Thursday
third
burst

turn
burst
girl

Add sound buttons.

How many sounds are there?

1

Thursday	
third	
burst	

turn	
burst	
girl	

Writing Lesson

As the end of the school year is here and you are going to be meeting your new class teacher soon. It is the perfect time to share some information about yourself.

Create a fact file about yourself. Think about the information you would want your new teacher to know about you. What things do you like? Don't like? What are you good at? What would you like to get better at? Who are your friends? Who is in your family? Do you have any hobbies or Interests? You could use the template below or create your own.

This would be great to show your new teacher in September.

All About Me!

My name is _____.

My birthday is _____.

I am _____ years old.

My favourite colour is _____

_____.

My favourite food is _____

_____.

I live with my _____.

My brothers and sisters are called _____

_____.

Things that I am really good at are, _____

_____.

My favourite T.V. programme is _____

because _____

_____.

When I grow up I want to be _____

_____.

My best friend is called _____.

Reading Lesson

Thunderstorms

During a thunderstorm is a dangerous time to be outside. In a thunderstorm, there are many different types of weather. Some of these are rain, wind, hail, thunder, and lightning. Lightning is the electricity that appears to be a long white or yellow rod that touches the earth. Thunder is the noise that rumbles or cracks during a thunderstorm. Thunderstorms happen most often in the spring because the weather is changing.



1. Why is a thunderstorm dangerous?

2. When do most thunderstorms happen?

3. What is lightning?

4. What types of weather occur during a thunderstorm?

Phonics Lesson

**all groups are reviewing Phase Five sounds this term*

Date:



1. Practise writing the sound of the Day: /kn/ (alternative n) Remember the k in kn is silent!

s	a	t	p	i	n	m	d	g	o	c	k	ck	e	u	r	h	b	f	ff
l	ll	ss	j	v	w	x	y	z	igh	qu	ch	sh	th	ng	ai	ee	zz	oa	oo
oo	ar	or	ur	ow	oi	ear	air	er	ure	ay									

2. Practise writing the tricky word of the day: called

l	no	go	to	into	the	he	she	we	me	be	you	are	her	was	all
they	my	said	have	like	so	do	some	come	little	one	were	there			
what	when	out													

3. Add the sound buttons then read (blend) the following words:

knuckle	knight	knoof 	knarp 
----------------	---------------	--	--

4. Circle the tricky words and add sound buttons under any digraphs or trigraphs. Then read the sentence.

The knight knew that he had hurt his knee.

5. Find a copy the word from the sentence above that means: the knobby bit on your leg.

Use the /e-e/ sound to fill in the missing words in the sentence.

Mrs Brown _____ a jumper.



Answers: knitted

