




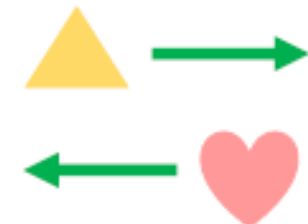
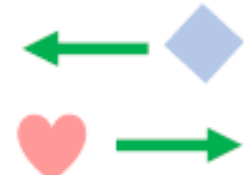



Week Fourteen Day Four challenge one

Which direction is the shape moving in?
Left/right

Up/down

Which shape is moving in which direction?

Is the fact true or false?

<u>Describing Movement</u>	<u>Describing Movement</u>
<p>1a. In which direction is the triangle moving?</p>  <p>☆ VT</p>	<p>1b. In which direction is the square moving?</p>  <p>☆ VT</p>
<p>2a. In which direction is each shape moving?</p>  <p>☆ VT</p>	<p>2b. In which direction is each shape moving?</p>  <p>☆ VT</p>
<p>3a. Circle the shape which is moving to the right.</p>  <p>☆ VT</p>	<p>3b. Circle the shape which is moving down.</p>  <p>☆ VT</p>
<p>4a. True or false? The circle is left of the star.</p>  <p>☆ VT</p>	<p>4b. True or false? The star is right of the heart.</p>  <p>☆ VT</p>



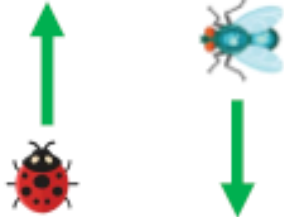
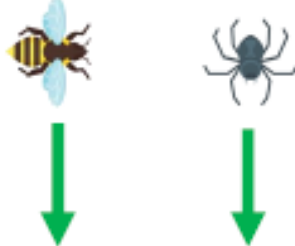
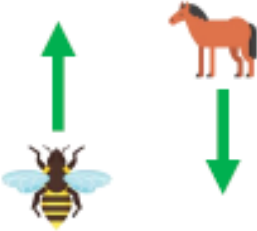



















Week Fourteen Day Four challenge two

Which direction is the shape moving in?
Left/right

Up/down

Which shape is moving in which direction?

Is the fact true or false?

Describing Movement	Describing Movement																		
<p>5a. In which direction is the crab moving?</p>  <p>☆</p>	<p>5b. In which direction is the zebra moving?</p>  <p>☆</p>																		
<p>6a. In which direction is each creature moving?</p>  <p>☆</p>	<p>6b. In which direction is each creature moving?</p>  <p>☆</p>																		
<p>7a. Circle the creature which is moving to the left.</p>  <p>☆</p>	<p>7b. Circle the creature which is moving forwards.</p>  <p>☆</p>																		
<p>8a. True or false? The hedgehog is to the right of the meerkat.</p> <table border="1" data-bbox="1332 1132 1612 1368"><tbody><tr><td></td><td></td><td></td></tr><tr><td></td><td></td><td></td></tr><tr><td></td><td></td><td></td></tr></tbody></table> <p>☆</p>										<p>8b. True or false? The turtle is to the left of the ladybird.</p> <table border="1" data-bbox="1829 1132 2109 1368"><tbody><tr><td></td><td></td><td></td></tr><tr><td></td><td></td><td></td></tr><tr><td></td><td></td><td></td></tr></tbody></table> <p>☆</p>									
																			
																			
																			
																			



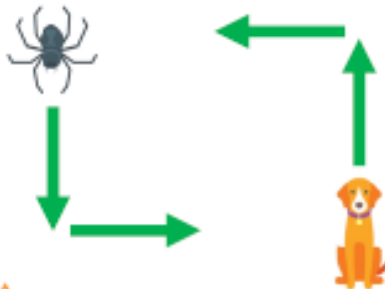
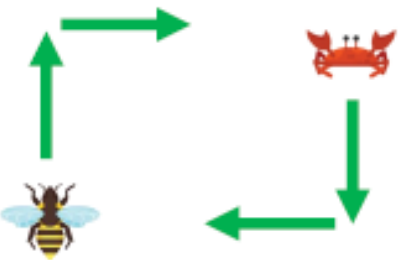
































Week Fourteen Day Four challenge three

Which direction is the shape moving in?
Left/right

Up/down

Which shape is moving in which direction?

Is the fact true or false?

Describing Movement	Describing Movement																		
<p>9a. In which direction is the ladybird moving?</p>  <p>☆</p>	<p>9b. In which direction is the chicken moving?</p>  <p>☆</p>																		
<p>10a. In which direction is each creature moving?</p>  <p>☆</p>	<p>10b. In which direction is each creature moving?</p>  <p>☆</p>																		
<p>11a. Circle the creature which is moving to the left.</p>  <p>☆</p>	<p>11b. Circle the creature which is moving backwards.</p>  <p>☆</p>																		
<p>12a. True or false? The kangaroo is to the left of the bird and the right of the frog.</p> <table border="1" data-bbox="1350 1128 1630 1356"> <tr> <td></td> <td></td> <td></td> </tr> <tr> <td></td> <td></td> <td></td> </tr> <tr> <td></td> <td></td> <td></td> </tr> </table> <p>☆</p>										<p>12b. True or false? The tiger is to the right of the ladybird and the left of the bird.</p> <table border="1" data-bbox="1847 1128 2127 1356"> <tr> <td></td> <td></td> <td></td> </tr> <tr> <td></td> <td></td> <td></td> </tr> <tr> <td></td> <td></td> <td></td> </tr> </table> <p>☆</p>									
																			
																			
																			
																			
																			
																			

Week Fourteen Day Four Reading – Mr Gardner’s group

Questions 1 to 5 are about 'Ladybirds'

Ladybirds are insects that belong to the beetles family, which love to live in gardens, parks, woods and fields where there is longer grass or crops.

There are actually over 46 different types of ladybirds living in the United Kingdom and not all of them are bright and spotty.



1. Which word in the text describes the name of the family that ladybirds belong to? Tick one box.

spiders

butterflies

beetles

worms

2. How many different types of ladybirds live in the UK? Tick one box.


over 46

over 12

over 52

over 5

According to an old legend from about 500 years ago, in some parts of the world aphids were sucking the juices from farmers' grape vines. The Catholic farmers prayed to Mary, Jesus's mother, for help. Soon the ladybirds came and ate the aphids. The farmers thought their prayers had been answered so they named the helpful beetles after Mary, who is also known as 'Our Lady'. The second part of their name - bird - was given because they can fly like a bird, so they ended up with the name ladybird!



5. Why were ladybirds given the second part of their name - 'bird'?

Week
Fourteen
Day
Four–
Reading
– Miss
Druce’s
group

Year 1 Reading Assessment Paper 1

Questions 13 to 19 are about 'Twinkle, Twinkle, Little Star'

Twinkle, Twinkle, Little Star



Twinkle, twinkle, little star,
How I wonder what you are!
Up above the world so high,
Like a diamond in the sky.

13. Where is the star in line 4?

14. How is the star described in the last line? Tick **one**.

like a ruby

like a diamond

like an emerald

like gold



When the blazing sun is set,
When the grass with dew is wet,
Then you show your little light,
Twinkle, twinkle, all the night.

15. Which word in line 1 means *shining*? Copy **one**.

16. When is the grass wet with dew in line 2? Tick **one**.

in the morning

in the afternoon

at lunchtime

at night-time



Week 14 – Day 4– Reading – Miss Jones’ group – Read the sentences and answer the questions..

To Hope,

I must tell you all about my cat. She likes to sniff lots of things like traffic cones, holes in the road and my toes!

Mum said that there was an odd smell. The cat went to sniff around my home. She smelt under the stove. She smelt my globe. She smelt Mum’s phone. She smelt the stones in the back yard. Then, she found the odd smell. It was a fish bone!



We let her eat fish for a week.
What a smart cat she is!

From Shalome xxx

Questions

1. Find all of the words with the **o-e** split digraph and write them in the box below.

2. Finish the sentence.

She likes to sniff lots of things like traffic _____
, _____ in the road and my _____ !

3. Who is Shalome writing to?

4. What was the odd smell?

Name: _____ Date: _____

These objects made from metal and plastic are very different. Use the word bank below to finish the sentences describing them.



	<p>This is a _____ water bottle. It _____ when you squeeze it. The water will not leak out of it because it is _____.</p>		
	<p>This is a _____ fork. It is _____ and will not bend. It can be pushed into lots of _____.</p>		
	<p>This is a _____ lunchbox. It is hard and will _____ if it is bent too far. It is easy to wipe _____.</p>		
	<p>This is a _____ trailer. It is hard and _____. It can carry _____ things for long distances.</p>		
metal	plastic	bends	clean
metal	plastic	break	hard
waterproof	heavy	foods	strong

Week 14 –
Day Three–
Science–
Materials–


Can you fill in
the missing
words –
using the
word bank?

How Can I Look After Myself?

This activity will help you think about the different ways you can look after yourself. Read and answer the following questions.

What do you think your body needs to be healthy?

My body needs food and water to be healthy.



Week 14 –
Day Four –
Wellbeing
Can you
describe
things you
need for your
body to be
healthy ?