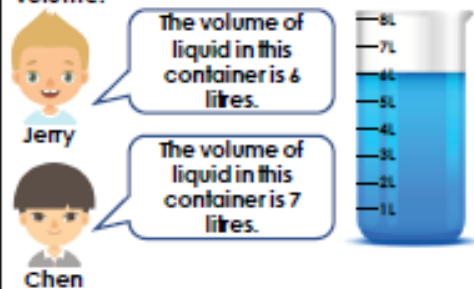
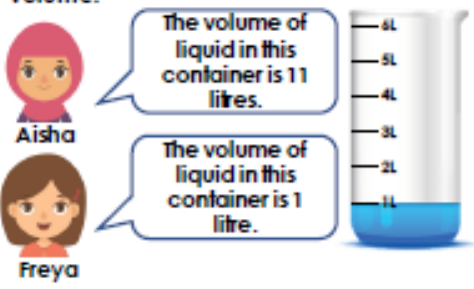
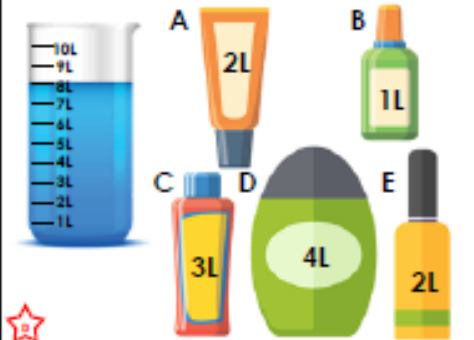
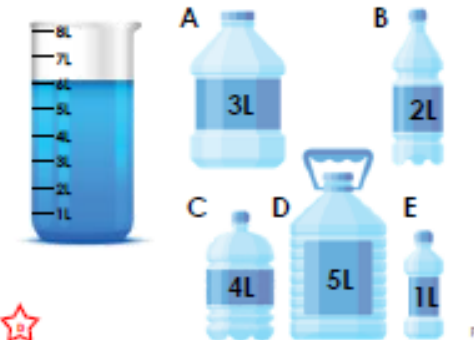




Week Fourteen Day One challenge one

Can you tell me who is correct and why?

How many of each container will make the required amount of liquid?

Do they have enough? Tell me why?

Litres		Litres	
<p>1a. Jerry and Chen are discussing volume.</p>  <p>Jerry: The volume of liquid in this container is 6 litres.</p> <p>Chen: The volume of liquid in this container is 7 litres.</p> <p>Who is correct? Explain your answer.</p> <p>☆</p>	<p>1b. Aisha and Freya are discussing volume.</p>  <p>Aisha: The volume of liquid in this container is 11 litres.</p> <p>Freya: The volume of liquid in this container is 1 litre.</p> <p>Who is correct? Explain your answer.</p> <p>☆</p>		
<p>2a. Which combination of bottles and tubes could be filled using the amount of liquid shown in the container below?</p>  <p>☆</p>	<p>2b. Which combination of bottles could be filled using the amount of liquid shown in the container below?</p>  <p>☆</p>		
<p>3a. Aisha wants to make juice for a party.</p>  <p>I need 3 litres of water to make enough juice.</p> <p>Does she have enough water? Explain your answer.</p> <p>☆</p>	<p>3b. Indie wants to fill up her fish tank.</p>  <p>I need 6 litres of water to fill up my fish tank.</p> <p>Does she have enough water? Explain your answer.</p> <p>☆</p>		

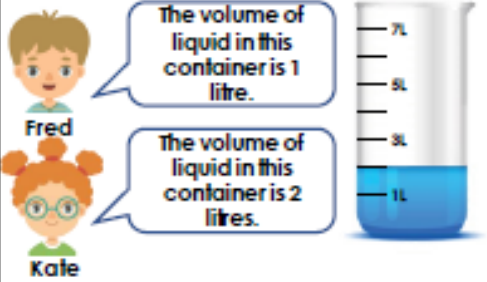
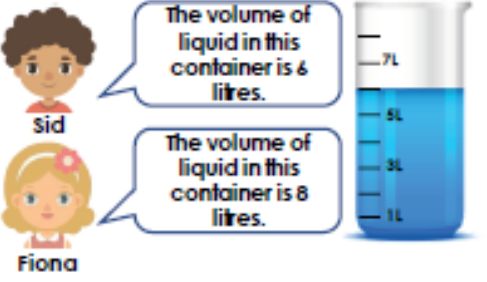
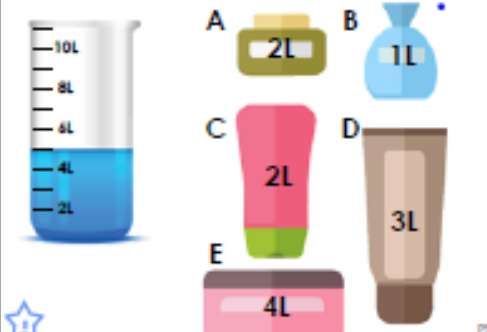

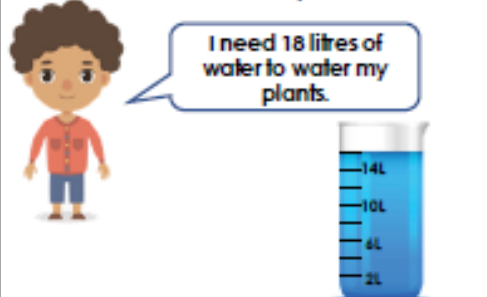

Week Fourteen Day One challenge two

Can you tell me who is correct and why?

How many of each container will make the required amount of liquid?

Do they have enough? Tell me why?

Litres

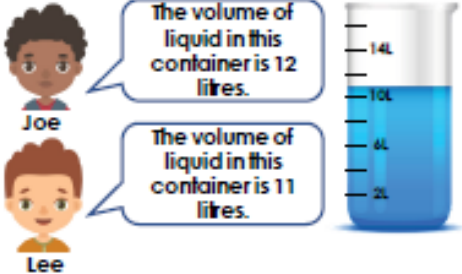
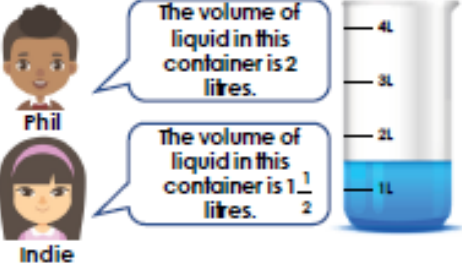

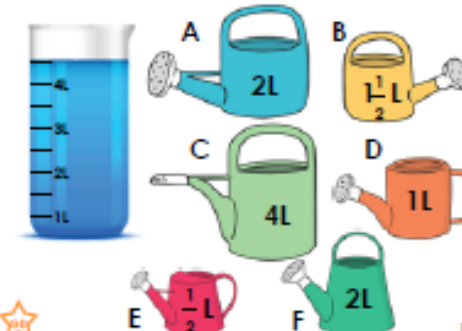
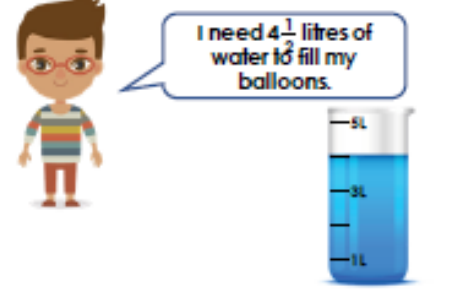
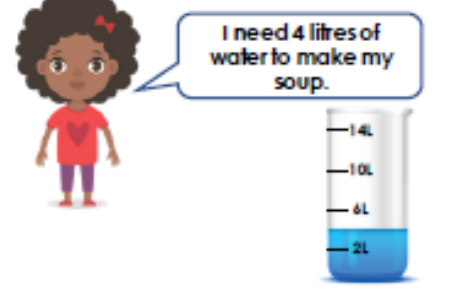
<p>4a. Fred and Kate are discussing volume.</p>  <p>Fred: The volume of liquid in this container is 1 litre.</p> <p>Kate: The volume of liquid in this container is 2 litres.</p> <p>Who is correct? Explain your answer.</p> <p>☆</p>	<p>4b. Sid and Fiona are discussing volume.</p>  <p>Sid: The volume of liquid in this container is 6 litres.</p> <p>Fiona: The volume of liquid in this container is 8 litres.</p> <p>Who is correct? Explain your answer.</p> <p>☆</p>
<p>5a. Which combination of bottles and jars could be filled using the amount of liquid shown in the container below?</p>  <p>☆</p>	<p>5b. Which combination of vases could be filled using the amount of liquid shown in the container below?</p>  <p>☆</p>
<p>6a. Sid wants to water his plants.</p>  <p>I need 18 litres of water to water my plants.</p> <p>Does he have enough water? Explain your answer.</p> <p>☆</p>	<p>6b. Kate wants to go for a bike ride.</p>  <p>I need 2 litres of water to take on my bike ride.</p> <p>Does she have enough water? Explain your answer.</p> <p>☆</p>

Week Fourteen Day One challenge one

Can you tell me who is correct and why?

How many of each container will make the required amount of liquid?

Do they have enough? Tell me why?

Litres		Litres	
<p>7a. Joe and Lee are discussing volume.</p>  <p>Joe: The volume of liquid in this container is 12 litres.</p> <p>Lee: The volume of liquid in this container is 11 litres.</p> <p>Who is correct? Explain your answer.</p> <p>☆</p>	<p>7b. Phil and Indie are discussing volume.</p>  <p>Phil: The volume of liquid in this container is 2 litres.</p> <p>Indie: The volume of liquid in this container is $1\frac{1}{2}$ litres.</p> <p>Who is correct? Explain your answer.</p> <p>☆</p>		
<p>8a. Which combination of pots could be filled using the amount of liquid shown in the container below?</p>  <p>A: $1\frac{1}{2}$L, B: 1L, C: $\frac{1}{2}$L, D: $2\frac{1}{2}$L, E: 2L</p> <p>☆</p>	<p>8b. Which combination of watering cans could be filled using the amount of liquid shown in the container below?</p>  <p>A: 2L, B: $1\frac{1}{2}$L, C: 4L, D: 1L, E: $\frac{1}{2}$L, F: 2L</p> <p>☆</p>		
<p>9a. Tim wants to fill water balloons.</p>  <p>I need $4\frac{1}{2}$ litres of water to fill my balloons.</p> <p>Does he have enough water? Explain your answer.</p> <p>☆</p>	<p>9b. Flo wants to make soup.</p>  <p>I need 4 litres of water to make my soup.</p> <p>Does she have enough water? Explain your answer.</p> <p>☆</p>		

Paper 1: Reading Prompt and Answer Booklet

Fred’s Odd Pet

It was Bring Your Pet to School Day and Fred was really excited. The prize for the Most Interesting Pet was a family ticket to the fair. Fred couldn’t wait. He had never brought his pet to school before. Nan had always said it was a bad idea.

Fred wasn’t sure why she would think that.



Practice Questions

a. How is Fred feeling?
Circle **one** answer.

nervous

angry

excited

worried

b. What was the prize for the Most Interesting Pet?
Tick **one**.

a new pet to take home

tickets to the fair

a golden trophy

three days off school

Zainab went first. "This is Peggy," she said. "She loves eating seeds, sitting on her perch and cleaning her feathers. She's very friendly."

Zainab let everyone stroke Peggy, as long as they promised to be very gentle.

Next, it was Logan's turn. "This is Ronald," Logan said, holding a fluffy white rabbit.



Everybody giggled as Ronald hopped around at the front of the class. He nibbled Mrs Taylor's shoe which made her laugh.

"How funny!" Mrs Taylor said.

.....

1. What kind of animal do you think Peggy is?

Why do you think that?

.....

2. Who brought a rabbit into school?

Tick **one**.

Zainab

Ronald

Mrs Taylor

Logan

.....



1 mark



1 mark



1 mark for this page

Week Thirteen Day Five Reading – Mr Gardner’s group

Paper 1: Reading Prompt and Answer Booklet

Finally, it was Fred's turn. He walked to the front of the class with a large bag on his back. "This is Drake," Fred said. He reached inside the bag and pulled out a small dinosaur.

Everyone froze.

"Drake is a baby T. rex," Fred said. "One day he will grow up to be as big as a house."

Drake roared a squeaky roar. He had long, sharp teeth.

Mrs Taylor nearly fell off her chair. The children at the front had big, wide eyes. Their mouths fell open.



3. Find and copy a phrase which shows that the children are shocked.

1 mark

4. Draw three lines to match the adjective to the thing it describes.

squeaky

Fred's bag

large

Drake's teeth

sharp

Drake's roar

1 mark

total for this page

Paper 1: Reading Prompt and Answer Booklet

Fred raced home from school.

"How was school today?" asked Nan, as Fred opened his bag in the kitchen. Drake ran outside to play in the garden with Kane the dog.

"It was good. I got to meet some interesting pets," replied Fred. "But none were quite as interesting as Drake!"

Fred reached into his school bag and pulled out a golden envelope. He held it out towards Nan.

"You'll never guess what I won," said Fred.



5. What do you think was inside the golden envelope?

1 mark

6. Number the following events from 1 to 5 to show the order that they happened in the story.

The first one has been done for you.

Zainab showed Peggy to the class.

Fred was excited to go to school.

1

Fred showed Drake to the class.

Nan asked Fred how his day had been.

Ronald nibbled Mrs Taylor's shoe.

1 mark

total for this page

Week
Fourteen
Day
One—
Reading
— Miss
Druce's
group

Questions 1 to 7 are about 'The Giant Panda'



Where in the World?

Giant pandas are found in China. They are endangered, which means there are very few left in the wild. The forests where they live are being cut down to make room for roads.



1. Copy the name of the country where pandas live.

There are about 300 giant pandas being looked after in **nature reserves** and zoos around the world. This is called living in **captivity**. About 1600 pandas live in the wild such as mountains.



2. Put ticks in the boxes to show which sentences are true or false.
The first one has been done for you.

	True	False
About 1600 giant pandas live in the wild.	✓	
Giant pandas are an endangered species.		
About 200 giant pandas live in captivity.		
They live in mountains.		

Cool Coat

When giant pandas are first born, they are blind and their fur is all white. As they get older, they grow big black patches on their head and body. Some people think that they are black and white to help them to *camouflage* on snowy mountains and dark rocks.



3. Copy **two** facts about baby pandas when they are first born.

1. _____

2. _____

4. *Some people think that they are black and white to help camouflage them on snowy mountains and dark rocks.*

Find and copy the word that means **hide**.

Bear Facts

In the winter, bears sleep or *hibernate*, but giant pandas do not. Instead, they move to warmer land. They find shelter in hollow trees and dens but don't have a permanent den.

5. When do giant pandas move? Tick **one**.

in the winter in the summer

in the day in the night

Panda Paws

Giant pandas mostly eat bamboo. In the wild, they sometimes eat the meat of small animals. Their paws have five fingers and a special thumb made from bone, which helps hold the bamboo when they eat.



6. What do pandas mostly eat? Tick **one**.

fruit eggs

mice bamboo

7. Why do giant pandas have a special thumb?

Week 14 – Day 1– Reading – Miss Jones’ group – Read the sentences and answer the questions..

To Kate,

Let me tell you how to make a cake that I have made.

First, you grate a lemon. Then, you add the lemon to some dates to make the base. Next, bake it. Then, take it out but stay away from the flame! I made a glaze to go on top. You can make it if you wish. I put choc flakes on top of the glaze.



This cake will amaze you! It is a top-grade cake. I made it for James and we ate it at the lake.

I must go now or I will be late!
From Jake xxx

Questions

1. Find and circle all the words in the text that contain the split digraph **a-e**.

How many words did you find?

2. What **two** things did Jake add to the cake base?

3. What is on top of the cake? Tick **two**.

glaze

choc flakes

lemon

4. Where did James and Jake eat the cake?

Week 14 –
Day One–
Science-
Materials
-Can you sort
different
materials
into
categories?

Materials can be sorted into groups according to their characteristics. Can you sort some materials into these two groups?



These materials are **SOFT**.

--

These materials are **HARD**.

--

Week 14 –
Day One–
Science-
Materials
-Can you sort
different
materials
into
categories?



Week 14 –
Day One–
Wellbeing

Kindness

Use the ideas on the next page to pick one act of kindness to yourself that you could try today.

Act of Kindness I Will Try	What I Will Do	How It Made Me Feel

Week 14 –
Day One–
Wellbeing

Buy yourself a
treat with your
pocket money.



Spend some time
reading a book or
listening to your
favourite music.



Plan a day for
doing no homework
at all and fill it with
relaxing or fun
games instead.



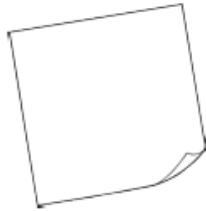
Make sure there
is something in
your life that you
care about and that
needs your love and
care; this could be
family, pets
or plants.



When someone
says something
nice to you, make
sure you say 'thank
you' rather than
joking back or
ignoring it. It is
important to accept
a compliment.



Ask others
to write a kind
note about you
and pop these in
a jar to read
to yourself.



Spend some
time outside and
enjoy the world
around you.



If anyone
says anything
unkind about
you, or to you,
try and think of
a positive
about yourself.



Spend time
with people who
make you feel
good or full
of energy.



Massage
your hands or
have a bath.
Do something
which relaxes
you and allows
you to rest.



Write down
kind thoughts to
yourself and say
these out loud.

