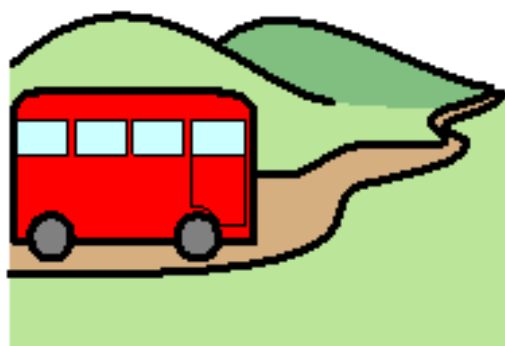


My



Trip




to



the

Beach




It




was




a




very hot,



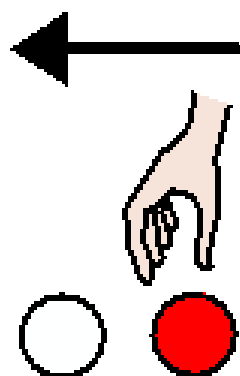
sunny




day.



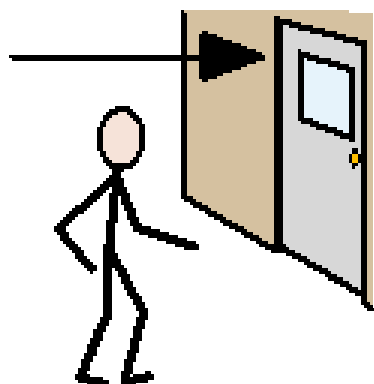
I



decided




to




go to



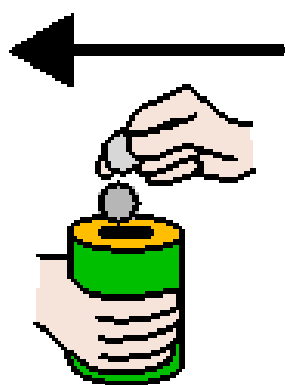
the



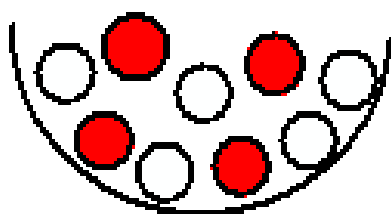
beach.




I




collected




some



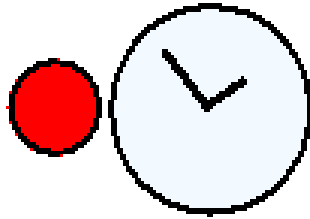
pretty



shells.




I




had



a




swim




in



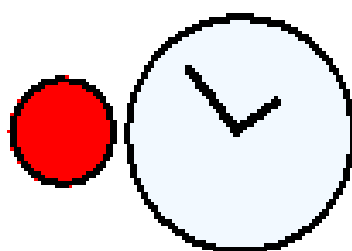
the



sea.



I



had



a




vanilla



ice cream,

+



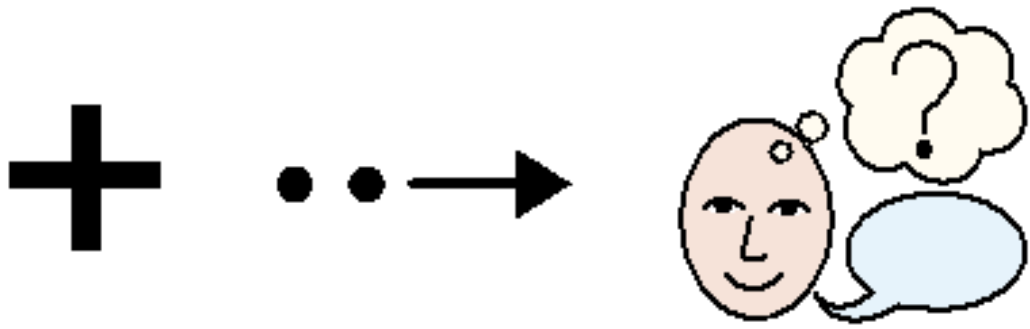
and

a

cool



drink.



and

then

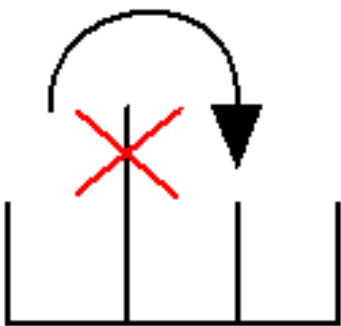
guess




what




happened



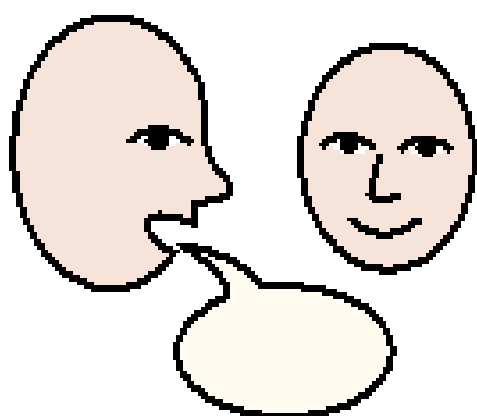
next?



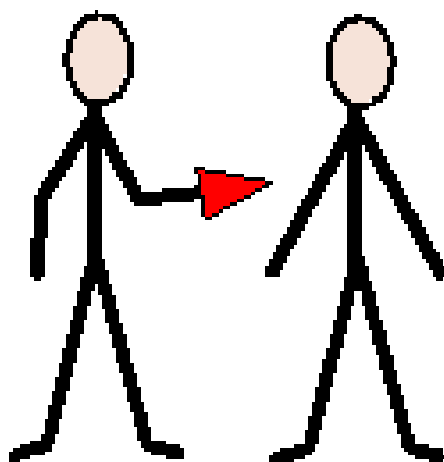
Shall




I



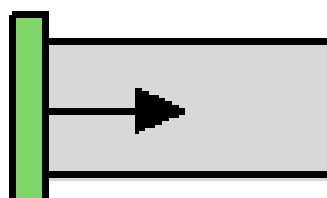
tell




you?



It




started




to




rain!



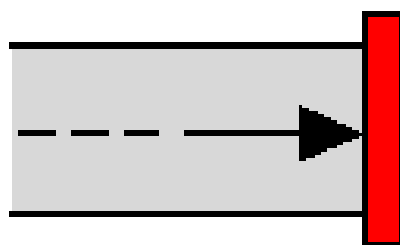
I



went



home.



The

End.

## Sensory Story

Read the story, adding in the sensory experience for the learner as you move along.

Ideas for sensory resources:

Play sounds of the beach (water lapping, birds etc.) in the background – YouTube have several to access.

Gently run a length of wide yellow or gold ribbon over the arms and neck of the learner and give them sunglasses to wear – to represent the warm sun and a hot day.

Offer sand to represent the beach.

Let the learners handle some shells.

Give the students some wet green material to represent seaweed – swimming.

Allow the students to smell a vanilla smelling candle to represent ice cream.

Give each learner either a carton of fruit juice or a cup of squash or water – cool drink.

Use a fine water spray to represent the rain.