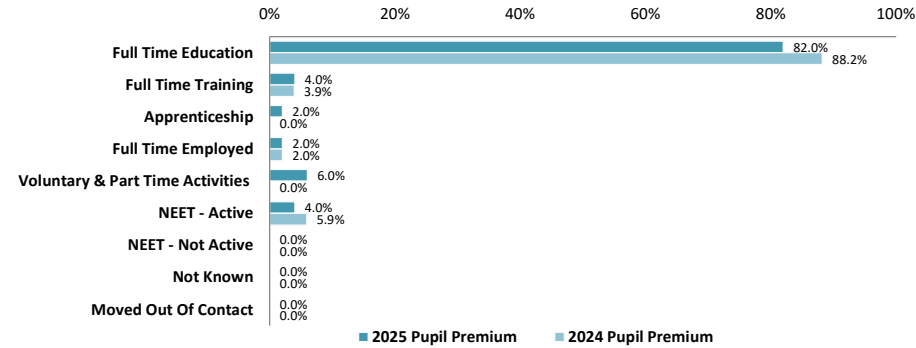
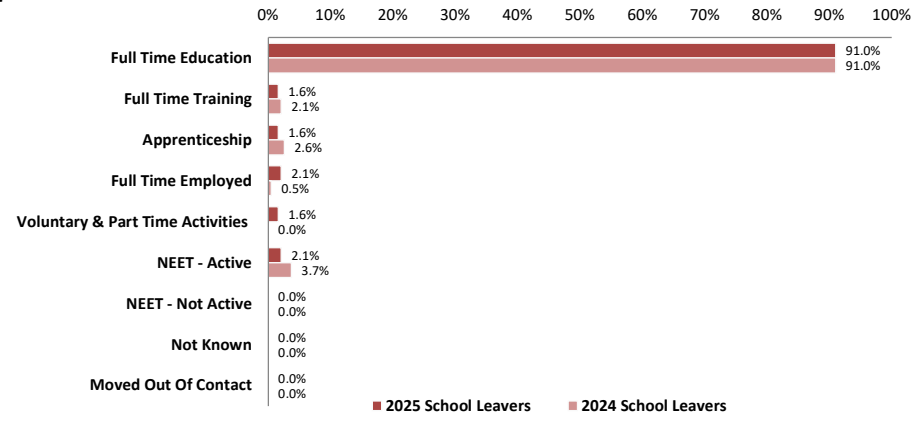


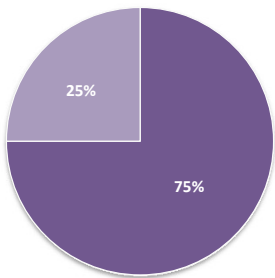
Tottingon High School Activity Survey Report 2025

Destinations	2025 School Leavers	2025%	2024 School Leavers	2024%
Full Time Education	171	→ 91.0%	172	91.0%
Full Time Training	3	↓ 1.6%	4	2.1%
Apprenticeship	3	↓ 1.6%	5	2.6%
Full Time Employed	4	↑ 2.1%	1	0.5%
Voluntary & Part Time Activities	3	↑ 1.6%	0	0.0%
NEET - Active	4	↓ 2.1%	7	3.7%
NEET - Not Active	0	→ 0.0%	0	0.0%
Not Known	0	→ 0.0%	0	0.0%
Moved Out Of Contact	0	→ 0.0%	0	0.0%
EET	184	↑ 97.9%	182	96.3%
NEET	4	↓ 2.1%	7	3.7%
Total	188		189	

Pupil Premium Destinations	2025 Pupil Premium	2025%	2024 Pupil Premium	2024%
Full Time Education	41	↓ 82.0%	45	88.2%
Full Time Training	2	↑ 4.0%	2	3.9%
Apprenticeship	1	↑ 2.0%	0	0.0%
Full Time Employed	1	→ 2.0%	1	2.0%
Voluntary & Part Time Activities	3	↑ 6.0%	0	0.0%
NEET - Active	2	↓ 4.0%	3	5.9%
NEET - Not Active	0	→ 0.0%	0	0.0%
Not Known	0	→ 0.0%	0	0.0%
Moved Out Of Contact	0	→ 0.0%	0	0.0%
EET	48	↑ 96.0%	48	94.1%
NEET	2	↓ 4.0%	3	5.9%
Total	50		51	

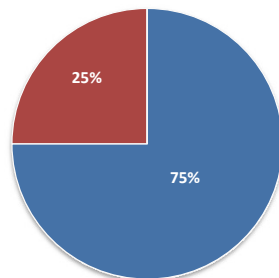


NEET by Gender



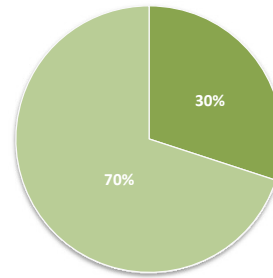
■ Male ■ Female

NEET by Ethnicity



■ White ■ Asian ■ Black ■ Mixed ■ No Information ■ Other

Qualification Split



■ A Level ■ Vocational