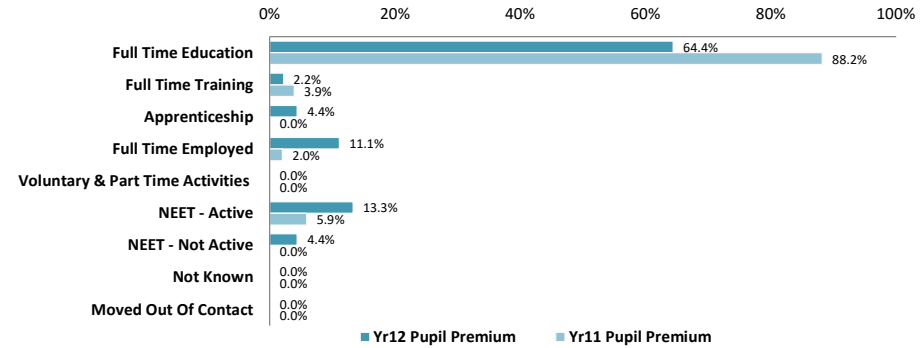
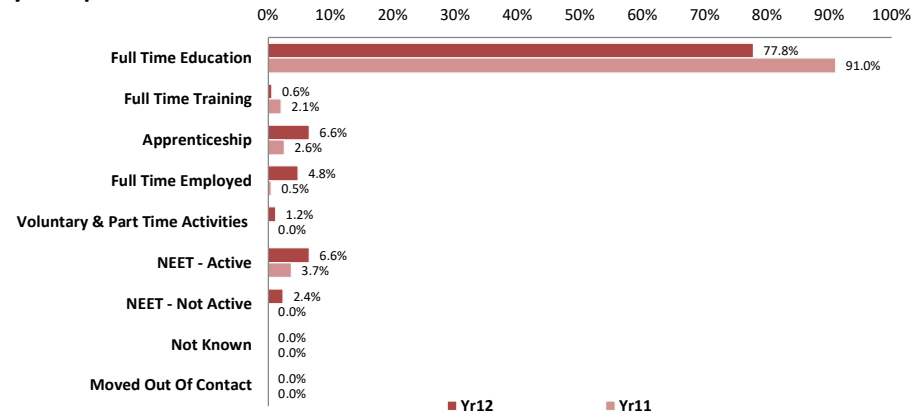


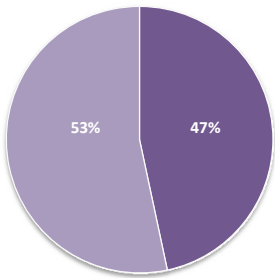
Tottingon High School Yr12 Activity Survey Report 2025

Destinations	Yr12		Yr12%	Yr11	Yr11%
Full Time Education	130	↓	77.8%	172	91.0%
Full Time Training	1	↓	0.6%	4	2.1%
Apprenticeship	11	↑	6.6%	5	2.6%
Full Time Employed	8	↑	4.8%	1	0.5%
Voluntary & Part Time Activities	2	↑	1.2%	0	0.0%
NEET - Active	11	↑	6.6%	7	3.7%
NEET - Not Active	4	↑	2.4%	0	0.0%
Not Known	0	→	0.0%	0	0.0%
Moved Out Of Contact	0	→	0.0%	0	0.0%
EET	152	↓	91.0%	182	96.3%
NEET	15	↑	9.0%	7	3.7%
Total	167			189	

Pupil Premium Destinations	Yr12 Pupil Premium		Yr12%	Yr11 Pupil Premium	Yr11%
Full Time Education	29	↓	64.4%	45	88.2%
Full Time Training	1	↓	2.2%	2	3.9%
Apprenticeship	2	↑	4.4%	0	0.0%
Full Time Employed	5	↑	11.1%	1	2.0%
Voluntary & Part Time Activities	0	→	0.0%	0	0.0%
NEET - Active	6	↑	13.3%	3	5.9%
NEET - Not Active	2	↑	4.4%	0	0.0%
Not Known	0	→	0.0%	0	0.0%
Moved Out Of Contact	0	→	0.0%	0	0.0%
EET	37	↓	82.2%	48	94.1%
NEET	8	↑	17.8%	3	5.9%
Total	45			51	

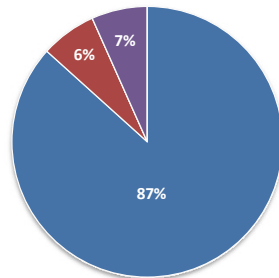


NEET by Gender



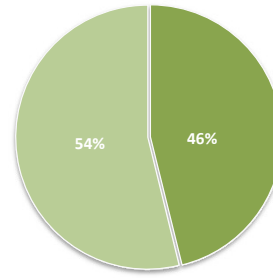
■ Male ■ Female

NEET by Ethnicity



■ White ■ Asian ■ Black ■ Mixed ■ No Information ■ Other

Qualification Split



■ A Level ■ Vocational