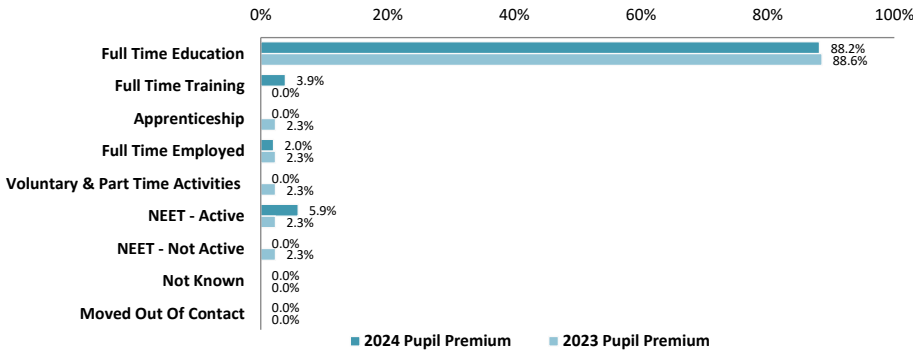
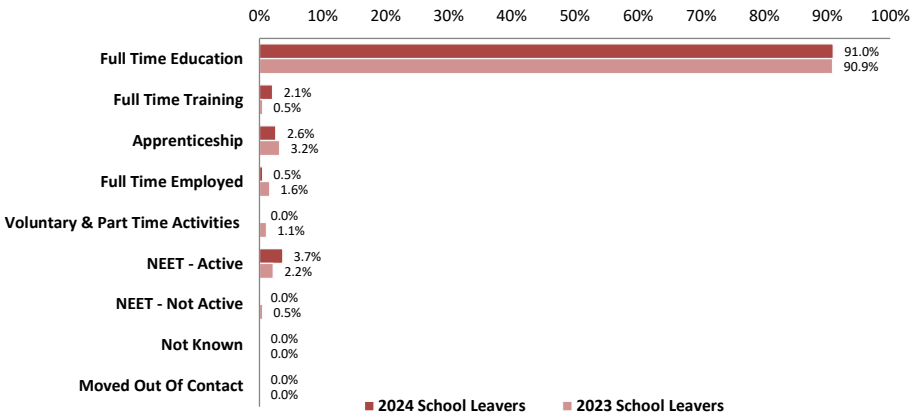


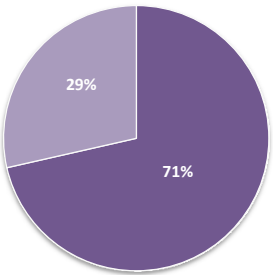
Tottington High School Activity Survey Report 2024

Destinations	2024 School Leavers		2024%	2023 School Leavers	2023%
Full Time Education	172	↑	91.0%	169	90.9%
Full Time Training	4	↑	2.1%	1	0.5%
Apprenticeship	5	↓	2.6%	6	3.2%
Full Time Employed	1	↓	0.5%	3	1.6%
Voluntary & Part Time Activities	0	↓	0.0%	2	1.1%
NEET - Active	7	↑	3.7%	4	2.2%
NEET - Not Active	0	↓	0.0%	1	0.5%
Not Known	0	→	0.0%	0	0.0%
Moved Out Of Contact	0	→	0.0%	0	0.0%
EET	182	↓	96.3%	181	97.3%
NEET	7	↑	3.7%	5	2.7%
Total	189			186	

Pupil Premium Destinations	2024 Pupil Premium		2024%	2023 Pupil Premium	2023%
Full Time Education	45	↓	88.2%	39	88.6%
Full Time Training	2	↑	3.9%	0	0.0%
Apprenticeship	0	↓	0.0%	1	2.3%
Full Time Employed	1	↓	2.0%	1	2.3%
Voluntary & Part Time Activities	0	↓	0.0%	1	2.3%
NEET - Active	3	↑	5.9%	1	2.3%
NEET - Not Active	0	↓	0.0%	1	2.3%
Not Known	0	→	0.0%	0	0.0%
Moved Out Of Contact	0	→	0.0%	0	0.0%
EET	48	↓	94.1%	42	95.5%
NEET	3	↑	5.9%	2	4.5%
Total	51			44	

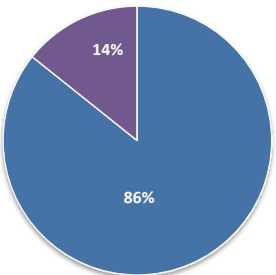


NEET by Gender



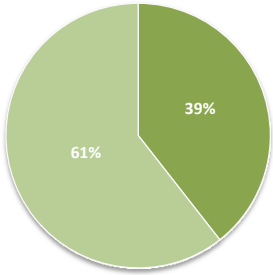
Male Female

NEET by Ethnicity



White Asian Black Mixed No Information Other

Qualification Split



A Level Vocational