



# **Year 1**

# **Autumn 1 Newsletter**

# **2025 - 26**

# Welcome Back!

Welcome to Year 1!

We are really looking forward to getting to know your children and are busy planning the adventures we are going to have together this year! The children are enjoying exploring the different areas of provision in the hall and settling into the classroom. They have loved being back with their friends and sharing news of their holidays.

This newsletter will outline our learning for this term, the routines that we will have and the topics for the remainder of the year. However, more detail about each subject can be found on our website. We've also included a timetable to help as there are lots of things for you to remember too!

Please feel free to contact us if you have any questions or queries. You can do this via email, through the school office or in person at the end of the day.

Mrs Alcock, Mrs Brown & Mrs Nelson  
calcock@trawden.lancs.sch.uk

# Year 1 Topics

Autumn 1 (02.09.25-22.10.25)	Spring 1 (05.01.26 - 13.02.26)	Summer 1 (13.04.26 – 22.05.26)
The Great Outdoors	Penguins and Possums	Growth and Green Fingers
Autumn 2 (03.11.25 - 19.12.25)	Spring 2 (23.02.26 – 27.04.26)	Summer 2 (02.06.26 – 17.07.26)
Fire! Fire!	Family Album	Robots

# Weekly Timetable

Monday	Tuesday	Wednesday	Thursday	Friday
Bring in your reading book and record in in class every day				
			Reading books and library books changed	
		PE	Forest School	
Your child will sometimes be given additional homework as it is required.				



# Our Learning this half term



Our topic for the first half term is '**The Great Outdoors**' Throughout this half term, we will be focussing on:

**English:** Our initial focus is going to be on Harry the Happy Mouse, looking at traditional rhymes such as Hickory Dickory Dock and then reading and writing about the adventures of Harry.

**Maths:** Place Value & Addition and Subtraction to 10. This is a recap on learning from Reception but making links between using actual objects(concrete) pictures(pictorial) and numerals and number sentences(abstract)

**Science:** Materials – sorting, describing and comparing objects and the materials they are made from.

**Geography:** Our Local Area – where we live, what our village is like, key buildings and areas in our village.

**Art and Design** – Spirals. Circular movements, using different media, looking at the work of Hundertwasser.



**Computing:** Technology All Around – uses of technology and learning to log onto the school network.

**PE:** Fundamental skills – Movement, balance and ball skills.

**RE:** Christianity – God the Father. Why Christians call God Father.

**PSHE:** Feelings & Emotions – What is jealousy? What should I do if I feel jealous?

**Forest School:** Seasonal changes – signs of autumn, autumn art, animals in autumn.






# Year 1 Routines



Entering / Exiting (KS1 Yard)	Cloakroom	Snacks
<ul style="list-style-type: none"> <li>Gates open at <b>8:35am</b> (there is no school led supervision)</li> <li>Doors open at <b>8:45am</b></li> <li>Home Time is at <b>3:30pm</b> (Children will be led out of the Y1 classroom door to the blue gate and then will be let go by the class teacher when their adult is seen)</li> <li>NO parents are to use the staff car park unless permission has been given, by Governors, for exceptional circumstances.</li> </ul>	<ul style="list-style-type: none"> <li>Each child has their own peg for personal belongings, such as their <b>coat, bag, PE kit &amp; Forest School Kit</b> (on set day).</li> </ul> <div data-bbox="801 478 919 600" data-label="Image"> </div> <div data-bbox="979 459 1124 600" data-label="Image"> </div>	<ul style="list-style-type: none"> <li>All children receive a free piece of fruit every morning playtime</li> <li>Children are allowed to bring in a healthy snack (i.e. fruit or sugar free snack) for afternoon playtime. This should remain in their tray (not lunchbox) until eaten.</li> <li>No chocolate or crisps permitted.</li> <li>We cannot store yogurt in a fridge</li> <li>Please note that we are a nut-free school due to the severe allergies that we have.</li> </ul>
Lunches	Drinks	Reading
<ul style="list-style-type: none"> <li>All children in EYFS and KS1 are entitled to a free school dinner.</li> <li>If your child brings in a healthy packed lunch, this will be placed in the <b>Year 1</b> cloakroom until lunchtime.</li> </ul> <div data-bbox="270 971 525 1092" data-label="Image"> </div>	<ul style="list-style-type: none"> <li>Children should bring water in a clearly identifiable water bottle each day which will be kept in class. They will be able to refill if necessary, during the day.</li> <li>EYFS and KS1 children are provided with milk from Cool Milk in the afternoon. If you would like your child to have milk, please visit the Cool Milk website where you will find information about registration and payment details</li> </ul>	<ul style="list-style-type: none"> <li>Online books and games will be added regularly on Bug Club. These are linked to phonics and will be your child's main reading book and access will be monitored.</li> <li>Home reading books and library books will be changed every <b>Thursday</b>. We ask parents to sign the reading record when children have read at home.</li> <li>Each child is expected to bring their reading book and reading record into school every day</li> </ul>



# Key Events for Autumn 1: 02.09.25 – 22.10.25



Roald Dahl Day	Cauliflower Cards - Out	Cauliflower Cards - Returned	Non-Uniform Day
<b>Friday 12<sup>th</sup> September</b> <ul style="list-style-type: none"> <li>Children can come to school dressed as their favourite Roald Dahl character and bring in their favourite book.</li> </ul>	<b>Wednesday 17<sup>th</sup> September</b> <ul style="list-style-type: none"> <li>It's that time again! We will create our designs for Christmas cards and send these out to you.</li> </ul>	<b>Friday 26<sup>th</sup> September</b> <ul style="list-style-type: none"> <li>Cards will be sent home for you to choose. They are due back on or before.</li> </ul>	<b>Thursday 25<sup>th</sup> September</b> <ul style="list-style-type: none"> <li>Children can come to school in their own clothes. All we ask is for a donation of cakes / biscuits for our Macmillan Coffee Morning.</li> </ul>
Macmillan Coffee Morning	Individual Photos	Halloween Party	Finish for Half-Term
<b>Friday 26<sup>th</sup> September</b> <ul style="list-style-type: none"> <li>Please join our coffee morning for delicious treats! All proceeds are donated to Macmillan Cancer Support.</li> </ul>	<b>Tuesday 21<sup>st</sup> October</b> <ul style="list-style-type: none"> <li>All children will have their individual photo taken.</li> </ul>	<b>Wednesday 22<sup>nd</sup> October</b> 5.45pm until 7pm Details to follow 	<b>Wednesday 22<sup>nd</sup> October</b> Finish for half term  Return to school on Monday 3 <sup>rd</sup> November

# PE

All children **MUST** have their PE Kit in a draw string bag that is kept in school on their peg. It will be sent home to be washed and size checked each half term.

## **P.E. Kit**

**white** round neck t-shirt

**black** shorts

**black** pumps (indoor)

**plain black** trainers (outdoor) - these may be brought in each week

**plain black** tracksuit bottoms / leggings (outdoor)

\* **plain black** tracksuit top (outdoor)

drawstring pump bag

\* = optional

**Note** - watches and earrings must be **removed** for PE and long hair must be tied back.

We could be **indoors** or **outdoors**, depending on the weather.



This half term, our PE day is **Wednesday**.

# Forest School



When it is our Forest School day, children will come to school in their “**Essential Forest School Kit**”.



On colder days children can also wear their own school jumper or cardigan if they wish (weather dependant).

On our Forest School days, children should bring their outdoor footwear – wellies/boots and waterproofs in a bag to change into.

## Forest School Dates: THURSDAYS

Thursday 11<sup>th</sup> September until Thursday 16<sup>th</sup> October 2025

**Essential Forest School Kit** – all children **MUST** bring the correct kit on their allocated day.

- plain black full legged tracksuit bottoms or leggings (no logos or stripes),
- plain black long sleeved quick dry logo top \*\*new (\* short sleeved in summer)
- waterproof coat
- \* waterproof suit or trousers
- School shoes / **black** trainers (to wear inside school)
- boots / wellies
- spare socks
- hat and gloves / cap (weather dependant)

# School Uniform



## Forest School Y1 – Y6

### Girls

- school logo bottle green sweatshirt or cardigan
- white polo shirt
- green checked skirt / pinafore or plain black skirt / pinafore
- \* black trousers
- white or black socks / black tights
- black school shoes
- \* bottle green and white checked dress for summer

### Boys

- school logo bottle green sweatshirt
- white polo shirt
- black school trousers
- white or black socks
- black school shoes
- \* black school shorts for summer

### P.E. Kit

- white round neck t-shirt
- black shorts
- black pumps (indoor)
- \* plain black trainers (outdoor)
- drawstring pump bag

- plain black tracksuit bottoms/leggings
- plain black long sleeved quick dry logo top \*\*new  
(\* short sleeved in summer)
- waterproof coat
- \* waterproof suit or trousers
- boots / wellies
- spare socks
- hat and gloves / cap  
(weather dependant)

### Extras

- \* bottle green school book bag
- \* bottle green school logo coat
- \* bottle green school logo fleece
- \* named water bottle
- \* green small logo ruck sack

**NO jeans**

**NO trainers or boots**

**NO jewellery, make-up or nail varnish**

**NO extreme hair cuts - long hair must be tied back**  
(watch and plain stud earrings only)

\* = optional