



**Year 4**  
**Welcome Letter**  
**2025 - 26**

# Welcome!

We are delighted to welcome you and your children to Year 4. The children have made a fantastic start to the year, showing great enthusiasm and motivation as they begin to tackle the exciting challenges ahead. Hopefully, you have already heard a little about what we have been up to. If not, be sure to ask them about “*shoes*”!

It has been wonderful to see how quickly the children have settled back into school routines. They are embracing their learning with energy and enjoying the chance to spend time with their friends during playtimes.

In this newsletter, you will find an overview of our learning for this term, details about our routines, and a glimpse at the topics we will be exploring throughout the rest of the year. We have also included a timetable to help you keep track of all the important bits and pieces.

As always, if you have any questions or concerns, please do get in touch. You can reach me directly by email, through the school office or in the playground at the end of the day.

We are really looking forward to an exciting year of learning together!

Mr Loynds & Miss Sanderson  
sloynds@trawden.lancs.sch.uk

# Year 4 Topics

Autumn 1 (02.09.25 – 22.10.25)	Spring 1 (05.01.26 – 13.02.26)	Summer 1 (13.04.26 – 22.05.26)
Nessie: Fact or Fiction?	Invaders and Settlers	Splash!
Autumn 2 (03.11.25 – 19.12.25)	Spring 2 (23.02.26 – 27.03.26)	Summer 2 (02.06.26 – 17.07.26)
Germs, Masks and Mystery	Italia!	Unveiling Ancient Egypt

# Weekly Timetable



Monday	Tuesday	Wednesday	Thursday	Friday
Bring in your reading book and record in in class every day				
		PE	Homework Due In	Spelling Test / New Spellings
			Reading Records checked	Homework Set
			Forest School	


Forest School Dates are on the Forest School page



# Year 4 Routines





Entering / Exiting (KS2 Yard)	Cloakroom	Snacks
<ul style="list-style-type: none"> <li>Gates open at <b>8:35am</b> (there is no school led supervision)</li> <li>Doors open at <b>8:45am</b></li> <li>Home Time is at <b>3:30pm</b> (Children must tell their teacher who they are leaving with)</li> <li><b>NO parents are to use the staff car park unless permission has been given, by Governors, for exceptional circumstances.</b></li> </ul>	<ul style="list-style-type: none"> <li>Each child has their own peg for personal belongings, such as their <b>coat, bag, PE kit &amp; Forest School Kit</b> (on set day).</li> </ul>	<ul style="list-style-type: none"> <li>Children are allowed to bring in a healthy snack (i.e. fruit or sugar free snack) for morning and/or afternoon playtime. This should remain in their tray (not lunchbox) until eaten.</li> <li>No chocolate or crisps permitted.</li> <li>We cannot store yogurt in a fridge</li> <li>Please note that we are a nut-free school due to the severe allergies that we have.</li> </ul>
Packed Lunch	Reading	Homework
<ul style="list-style-type: none"> <li>If your child brings in a healthy packed lunch, this will be placed in the <b>Year 4</b> area outside the dining hall.</li> </ul> 	<ul style="list-style-type: none"> <li>Each child is expected to bring their reading book and reading record into school everyday and have these on their desk.</li> <li>We ask parents to sign the reading record books, when children have read at home.</li> <li>Our Year 4 target is for each child to read <b>10 pages per day</b></li> </ul>	<ul style="list-style-type: none"> <li>Homework and spellings will be set every <b>Friday</b> and due in the following <b>Thursday</b>.</li> <li>Homework books must be in school by each <b>Friday</b> so that new homework and spellings can be stuck in.</li> </ul> 



# Key Events for Autumn 1: 02.09.25 – 22.10.25



Roald Dahl Day	Lego Worksop	Cauliflower Cards - Out	Cauliflower Cards - Returned
<b>Friday 12<sup>th</sup> September</b> <ul style="list-style-type: none"> <li>Children can come to school dressed as their favourite Roald Dahl character and bring in their favourite book.</li> </ul>	<b>Tuesday 30<sup>th</sup> September</b> <ul style="list-style-type: none"> <li>KS2 Lego workshop based on 'Our World'</li> </ul> 	<b>Wednesday 17<sup>th</sup> September</b> <ul style="list-style-type: none"> <li>It's that time again! We will create our designs for Christmas cards and send these out to you.</li> </ul>	<b>Friday 26<sup>th</sup> September</b> <ul style="list-style-type: none"> <li>Cards will be sent home for you to choose. They are due back on or before.</li> </ul>
Non-Uniform Day	Macmillan Coffee Morning	Individual Photos	Halloween Party
<b>Thursday 25<sup>th</sup> September</b> <ul style="list-style-type: none"> <li>Children can come to school in their own clothes. All we ask is for a donation of cakes / biscuits for our Macmillan Coffee Morning.</li> </ul>	<b>Friday 26<sup>th</sup> September</b> <ul style="list-style-type: none"> <li>Please join our coffee morning for delicious treats! All proceeds are donated to Macmillan Cancer Support.</li> </ul>	<b>Tuesday 21<sup>st</sup> October</b> <ul style="list-style-type: none"> <li>All children will have their individual photo taken.</li> </ul>	<b>Wednesday 22<sup>nd</sup> October</b> 5.45pm until 7pm Details to follow 



# Our Learning this half term



Our topic for the first half term is '**Nessie: Fact or Fiction?**'. Throughout this half term, we will be focussing on:

**English:** Our focus is going to be on The Loch Ness Monster, first we will begin by creating an information text with lots of information on the infamous, 'Nessie' before moving on to the adventure story 'The Treasure of the Loch Ness Monster' by Lari Don and using this text to inspire us to create our own narrative.

**Maths:** Place Value & Addition and Subtraction

**Science:** Electricity – How do circuits work? What are conductors and insulators?

**Geography:** Scotland – What are the physical and man-made features of Scotland? How deep is Loch Ness?

**Computing:** The Internet – How can we stay safe online? What is the internet? How are devices connected?

**PE:** Invasion Games – How can we effectively pass?

**RE:** Hindu Dharma – What might a Hindu learn through celebrating Diwali?

**PSHE:** Feelings & Emotions – What is jealousy? What should I do if I feel jealous?

**Forest School:** Willow Weaving – How can you transform a piece of willow into a work of art?



# National Year 4 Multiplication Tables Check

The official National Year 4 Multiplication Tables Check takes place towards the end of the year during the month of **June**. This is completed on computer and will include 25 questions that involve any times table questions up to  $12 \times 12$ . The children will have about 6 seconds to read the questions, think of the answer and type it onto the keyboard. The government specify certain times tables are to be learnt by children in particular year groups:

- Year 2: 2x, 5, 10x tables
- Year 3: 3x, 4x, 8x tables
- Year 4: 6x, 7x, 9x, 11x, 12x (all times tables)



As your child is currently in Year 4 they will be sitting the multiplication test in **June 2026**. If you know that your child is unable to rapidly recall the times tables from previous year groups, please help them with these at home. **TTRockstars** is a great way to practise and their maths homework will also help. Please help your child to recall the times table facts rapidly so that they are no longer reliant on using their fingers to count. The test does not ask children any division questions and focusses solely on multiplication questions. However, we feel children should also practise division questions to aid their rapid recall of facts. Whilst **TTRockstars** is a fantastic game, there are also other games online to help. We will be continuing to focus on our Times Tables during throughout the year and the children will also be working to gain rapid recall of all of their times table facts. In school, we will be playing games and trying to beat challenges with others.

# PE

All children **MUST** have their PE Kit in a draw string bag that is kept in school on their peg. It will be sent home to be washed and size checked each half term.

## **P.E. Kit**

**white** round neck t-shirt

**black** shorts

**black** pumps (indoor)

**plain black** or **white** trainers (outdoor) - these may be brought in each week

**plain black** tracksuit bottoms / leggings (outdoor)

\* **plain black** tracksuit top (outdoor)

drawstring pump bag

\* = optional

**Note** - watches and earrings must be **removed** for PE and long hair must be tied back.

We could be **indoors** or **outdoors**, depending on the weather.



This half term, our PE day is **Wednesday**.

We will start our swimming lessons on **Thursday 8<sup>th</sup> January**.  
(more details to follow closer to the time)





# Forest School



When it is our Forest School day, children will come to school in their “**Essential Forest School Kit**”.

On colder days children can also wear their own school jumper or cardigan if they wish (weather dependant).

On our Forest School days, children should bring their outdoor footwear – wellies/boots and waterproofs in a bag to change into.

**Essential Forest School Kit** – all children **MUST** bring the correct kit on their allocated day.

- plain black full legged tracksuit bottoms or leggings (no logos or stripes),
- **plain black long sleeved quick dry logo top \*\*new** (\* short sleeved in summer)
- waterproof coat
- \* waterproof suit or trousers
- School shoes / **black** trainers (to wear inside school)
- boots / wellies
- spare socks
- hat and gloves / cap (weather dependant)

**Forest School Dates:** Thursday 11<sup>th</sup> September, Thursday 18<sup>th</sup> September, Thursday 25<sup>th</sup> September, Thursday 2<sup>nd</sup> October, Thursday 9<sup>th</sup> October & Thursday 16<sup>th</sup> October



# School Uniform



## Forest School

### Girls

- school logo bottle green sweatshirt or cardigan
- white polo shirt
- green checked skirt / pinafore or plain black skirt / pinafore
- \* black trousers
- white or black socks / black tights
- black school shoes
- \* bottle green and white checked dress for summer

### Boys

- school logo bottle green sweatshirt
- white polo shirt
- black school trousers
- white or black socks
- black school shoes
- \* black school shorts for summer

### P.E. Kit

- white round neck t-shirt
- black shorts
- black pumps (indoor)
- \* plain black trainers (outdoor)
- drawstring pump bag

- plain black tracksuit bottoms/leggings
- plain black long sleeved quick dry logo top \*\*new  
(\* short sleeved in summer)
- waterproof coat
- \* waterproof suit or trousers
- boots / wellies
- spare socks
- hat and gloves / cap  
(weather dependant)

### Extras

- \* bottle green school book bag
- \* bottle green school logo coat
- \* bottle green school logo fleece
- \* named water bottle
- \* green small logo ruck sack

**NO jeans**

**NO trainers or boots**

**NO jewellery, make-up or nail varnish**

**NO extreme hair cuts - long hair must be tied back**  
(watch and plain stud earrings only)

\* = optional