




KS1

Continuous Cursive


Letter Formation

Name: _____



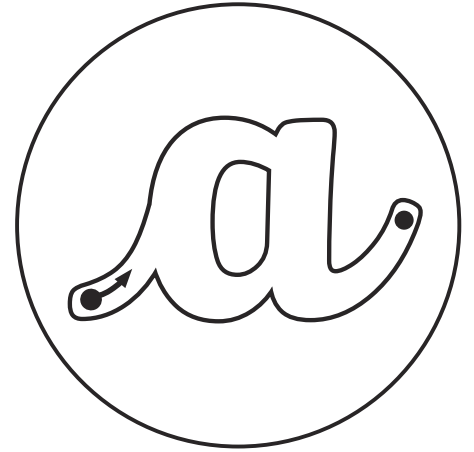
twinkl




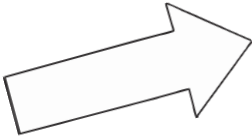




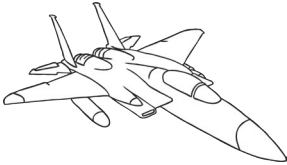
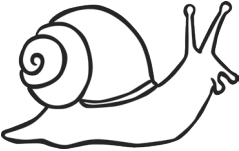


The Letter 'a'

Whoosh in and round you go. Up and down and kick out **a**'s toe.



Find the letter **a** in the words below and draw a circle around them. Using your finger, draw the letter **a** in the air.

| | | | |
|---|--|--|---|
|  axe |  arrow |  ankle |  cat |
|  small |  tray |  plane |  snail |

Now carefully write out six lines of the letter 'a'.

a a a a a a a a a a a a a a a


a a a a a a a a a a a a a a a

a a a a a a a a a a a a a a a

a a a a a a a a a a a a a a a

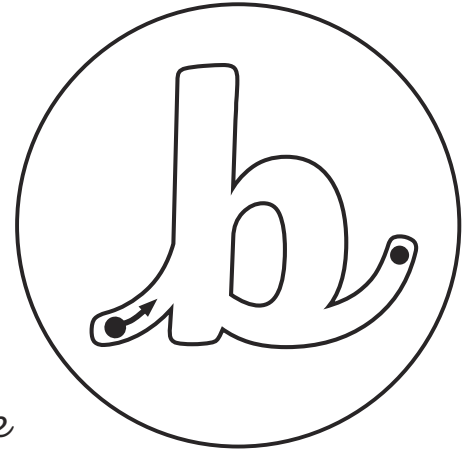
a

a











The Letter 'b'

Whoosh in and up tall and back down. Then halfway up and all the way round. Add a lead at the end so **b** can join onto a friend.




Find the letter **b** in the words below and draw a circle around them. Using your finger, draw the letter **b** in the air.

| | | | |
|---|---|---|--|
|  <p>book</p> |  <p>boat</p> |  <p>sob</p> |  <p>crab</p> |
|  <p>globe</p> |  <p>robot</p> |  <p>baby</p> |  <p>boil</p> |


Now carefully write out six lines of the letter 'b'.

Handwriting practice lines for the letter 'b'. Each line consists of a solid top line, a dashed middle line, and a solid bottom line. The first four lines contain 14 cursive 'b's each, with small arrows and dots indicating stroke direction. The fifth and sixth lines each contain a single cursive 'b' at the beginning, followed by blank space for independent practice.

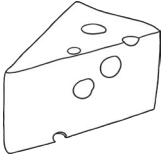









The Letter 'c'




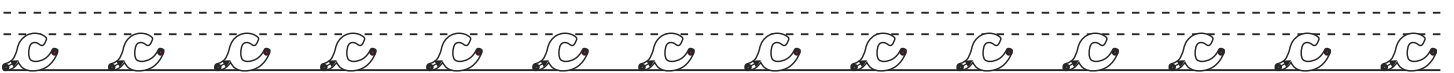
Whoosh in and curl the *c*.
C joins other letters easily.




Find the letter *c* in the words below and draw a circle around them. Using your finger, draw the letter *c* in the air.

| | | | |
|---|--|---|---|
|  cheese |  race |  cat |  watch |
|  cup |  cake |  crash |  clown |

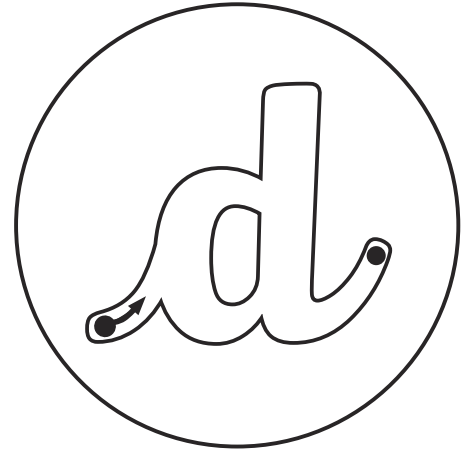
Now carefully write out six lines of the letter 'c'.






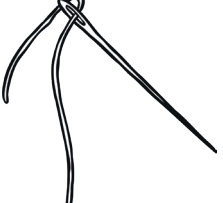






The Letter 'd'

Whoosh up halfway and go round.
Then all the way up and back
down. Kick out **d**'s toe and she's
ready to go!



Find the letter **d** in the words below and draw a circle around them. Using your finger, draw the letter **d** in the air.

| | | | |
|--|--|---|--|
|  dish |  duck |  doll |  needle |
|  read |  round |  dice |  spider |

Now carefully write out six lines of the letter 'd'.

d d d d d d d d d d d d d d


d d d d d d d d d d d d d d d

d d d d d d d d d d d d d d

d d d d d d d d d d d d d d


d

d











The Letter 'e'

Whoosh in and curl like a snail and leave an easy joining tail.



Find the letter *e* in the words below and draw a circle around them. Using your finger, draw the letter *e* in the air.

| | | | |
|--|--|---|---|
|  egg |  elf |  elbow |  bed |
|  seed |  home |  bean |  plane |

Now carefully write out six lines of the letter 'e'.

e e e e e e e e e e e e e e e


e e e e e e e e e e e e e e e

e e e e e e e e e e e e e e e

e e e e e e e e e e e e e e e

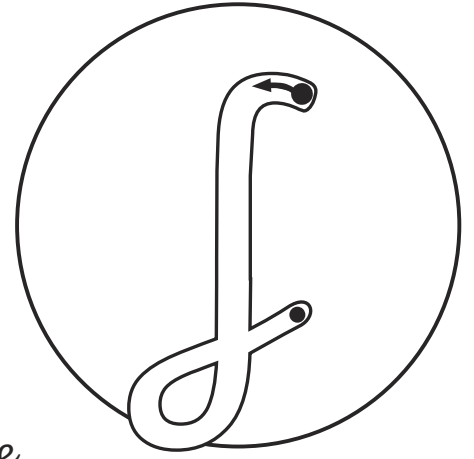
e

e





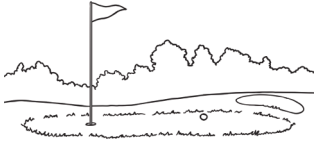





The Letter 'f'

Whoosh in to the top and go round and then zoom under the ground. Under the line, loop the last part and finish your f near its start!




Find the letter f in the words below and draw a circle around them. Using your finger, draw the letter f in the air.

| | | | |
|---|--|--|--|
|  <p data-bbox="209 913 309 965">fork</p> |  <p data-bbox="571 913 667 965">flag</p> |  <p data-bbox="938 913 1023 965">fan</p> |  <p data-bbox="1289 913 1390 965">fight</p> |
|  <p data-bbox="209 1216 304 1267">golf</p> |  <p data-bbox="571 1216 667 1267">half</p> |  <p data-bbox="927 1216 1027 1267">huff</p> |  <p data-bbox="1289 1216 1390 1267">safe</p> |

Now carefully write out six lines of the letter 'f'.

Handwriting practice lines for the cursive letter 'f'. Each line consists of a solid top line, a dashed middle line, and a solid bottom line. The first four lines contain a series of cursive 'f's for tracing. The fifth and sixth lines each start with a cursive 'f' followed by blank space for independent practice.











The Letter 'g'

Whoosh in, go round to the top.

Go down under the line,
loop and stop.



Find the letter **g** in the words below and draw a circle around them. Using your finger, draw the letter **g** in the air.

| | | | |
|--|---|---|--|
|  gum |  glue |  gate |  goal |
|  king |  pig |  tiger |  playing |

Now carefully write out six lines of the letter 'g'.

g g g g g g g g g g g g g g g


g g g g g g g g g g g g g g g

g g g g g g g g g g g g g g g

g g g g g g g g g g g g g g g

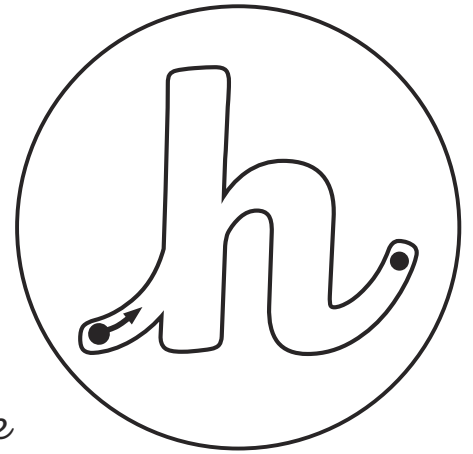
g

g











The Letter 'h'

Whoosh in and up tall and then down. Halfway up, bend over and flick off the ground.



Find the letter **h** in the words below and draw a circle around them. Using your finger, draw the letter **h** in the air.

| | | | |
|---|--|---|--|
|  <p>hat</p> |  <p>hippo</p> |  <p>chick</p> |  <p>path</p> |
|  <p>shout</p> |  <p>hive</p> |  <p>dishes</p> |  <p>hand</p> |

Now carefully write out six lines of the letter 'h'.

h h h h h h h h h h h h h h h

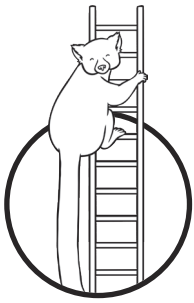
h h h h h h h h h h h h h h h

h h h h h h h h h h h h h h h

h h h h h h h h h h h h h h h

h

h

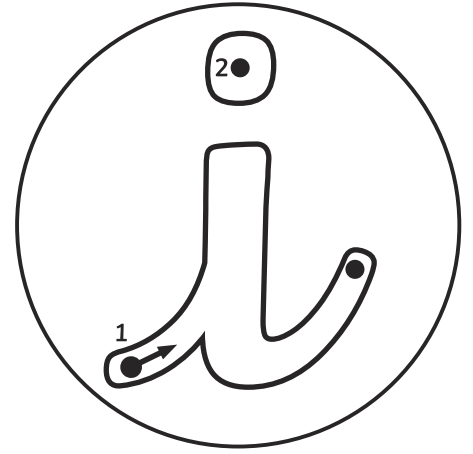








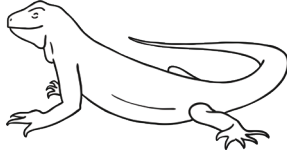

The Letter 'i'

Whoosh up and down,
then kick out a toe.

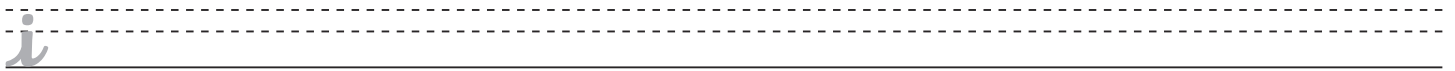
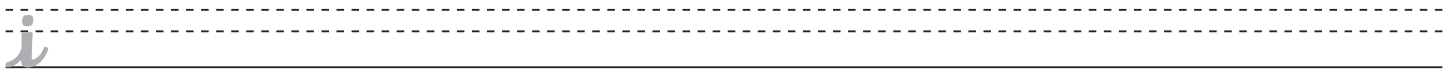
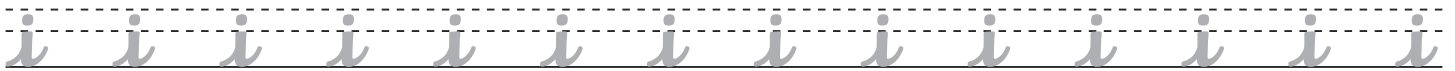

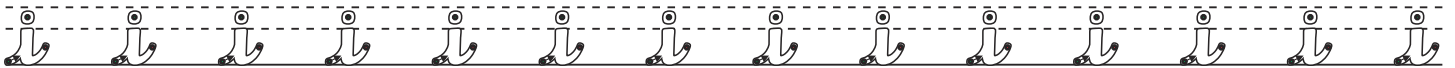
Add a dot and your *i* is ready to go!

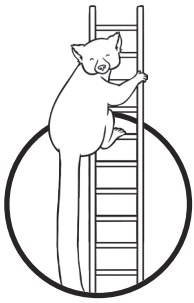
Find the letter *i* in the words below
and draw a circle around them. Using your
finger, draw the letter *i* in the air.



| | | | |
|---|---|--|--|
|  <p>igloo</p> |  <p>ice</p> |  <p>insect</p> |  <p>ship</p> |
|  <p>pig</p> |  <p>milk</p> |  <p>iguana</p> |  <p>twins</p> |

Now carefully write out six lines of the letter 'i'.

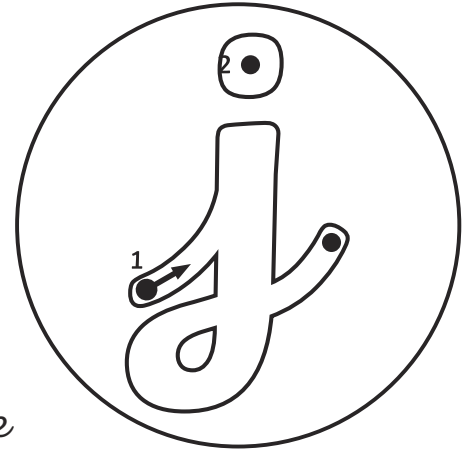












The Letter 'j'

Whoosh up then zoom down under the line.

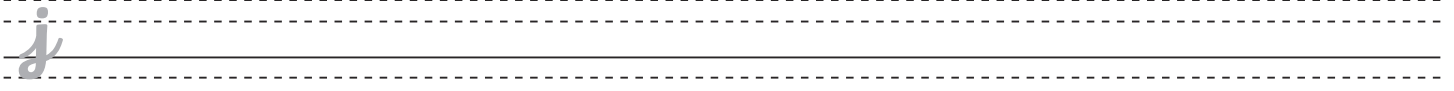
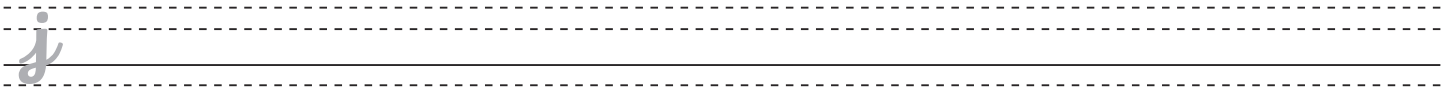
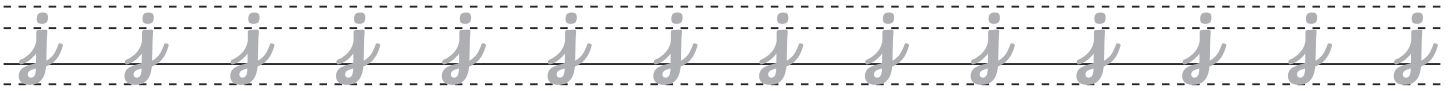


Loop the tail then add your dot at the right time.




Find the letter *j* in the words below and draw a circle around them. Using your finger, draw the letter *j* in the air.

| | | | |
|---|--|---|---|
|  <p>jumper</p> |  <p>juice</p> |  <p>jar</p> |  <p>jam</p> |
|  <p>enjoy</p> |  <p>injury</p> |  <p>joke</p> |  <p>jellyfish</p> |

Now carefully write out six lines of the letter 'j'.














The Letter 'k'

Whoosh up tall and back down,
go halfway up and around.

Go down and out with a flick,
your **k** is ready to kick!



Find the letter **k** in the words below and draw a circle around them. Using your finger, draw the letter **k** in the air.

| | | | |
|--|--|--|---|
|  <p>kit</p> |  <p>king</p> |  <p>kennel</p> |  <p>kettle</p> |
|  <p>book</p> |  <p>sack</p> |  <p>bake</p> |  <p>cookie</p> |

Now carefully write out six lines of the letter 'k'.

k k k k k k k k k k k k k

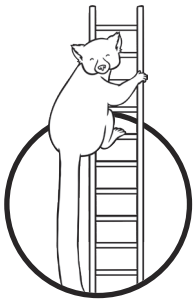
k k k k k k k k k k k k k

k k k k k k k k k k k k k

k k k k k k k k k k k k k

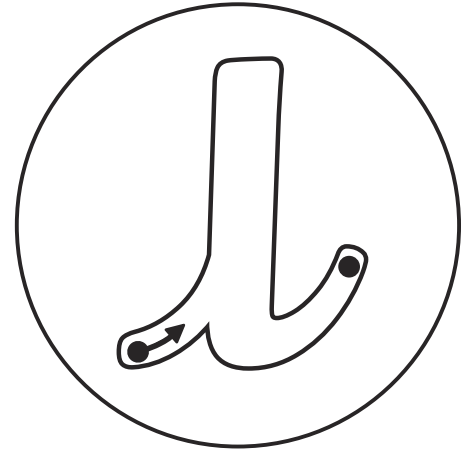
k

k











The Letter 'l'



Start up high and then go down – you're doing well. Then the tiniest curl to the right and you have an l!




Find the letter l in these words and draw a circle around them. Using your finger, draw the letter l in the air.

| | | | |
|--|---|---|--|
|  jelly |  lamp |  salad |  log |
|  lollipop |  ruler |  lion |  flag |


Now carefully write out six lines of the letter 'l'.





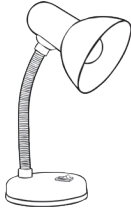



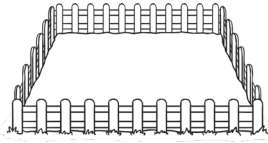



The Letter 'm'

Whoosh in and then down.
 Up, over and back to the ground.
 Up, over and down again.
 Add a flick to finish your **m**!




Find the letter **m** in the words below and draw a circle around them. Using your finger, draw the letter **m** in the air.

| | | | |
|--|---|---|--|
|  <p>lemon</p> |  <p>swim</p> |  <p>lamp</p> |  <p>pumpkin</p> |
|  <p>monkey</p> |  <p>map</p> |  <p>mud</p> |  <p>moat</p> |

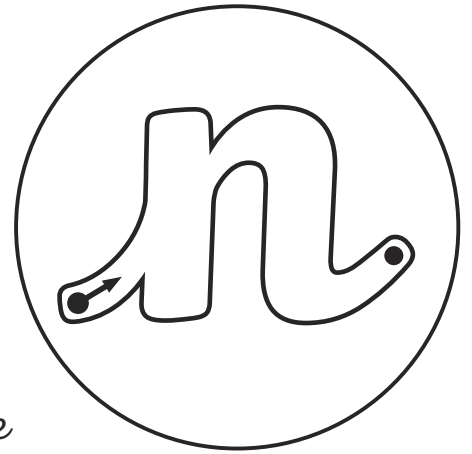
Now carefully write out six lines of the letter 'm'.

Handwriting practice lines for the cursive letter 'm'. Each line consists of a solid top line, a dashed middle line, and a solid bottom line. The first four lines are filled with cursive 'm's, with the first two lines having arrows and dots to show stroke direction. The fifth and sixth lines each start with a single cursive 'm' followed by blank space for independent practice.



The Letter 'n'

Whoosh in and then down.
Up, over the hump and
flick off the ground.



Find the letter **n** in the words below and draw a circle around them. Using your finger, draw the letter **n** in the air.

| | | | |
|---|---|---|--|
|  <p>jungle</p> |  <p>pain</p> |  <p>honey</p> |  <p>hen</p> |
|  <p>net</p> |  <p>nail</p> |  <p>nest</p> |  <p>knee</p> |

Now carefully write out six lines of the letter 'n'.

n n n n n n n n n n n n n n n


n n n n n n n n n n n n n n n

n n n n n n n n n n n n n n n

n n n n n n n n n n n n n n n

n

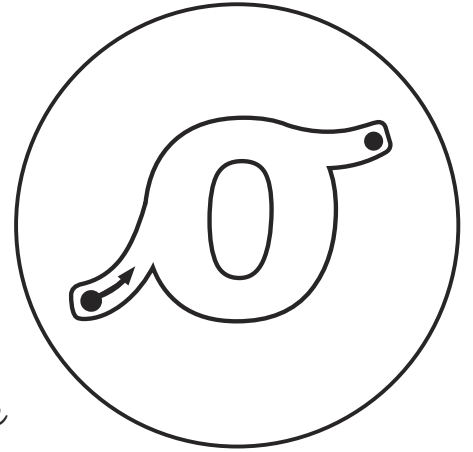
n











The Letter 'o'

Whoosh in round you go.

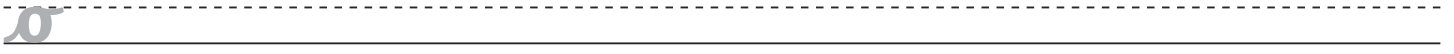
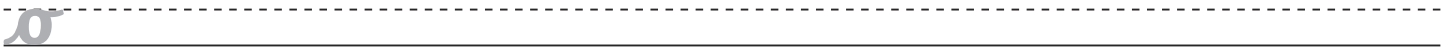
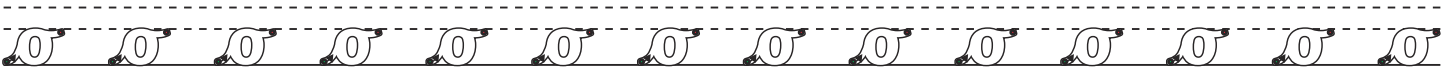
Lead out from the top for your o.




Find the letter o in the words below and draw a circle around them. Using your finger, draw the letter o in the air.

| | | | |
|---|--|--|--|
|  orange |  off |  dog |  soap |
|  robin |  over |  owl |  hero |

Now carefully write out six lines of the letter 'o'.










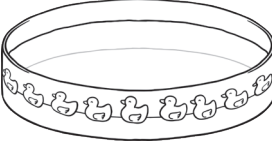
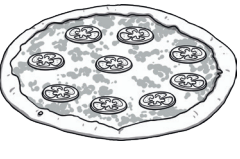


The Letter 'p'

Whoosh in and then go down low.
Back up to the top and round you go.

Lead out at the end so that **p** can
join onto a friend.



Find the **p** sound in the words below and draw
a circle around them. Using your finger, draw the
letter **p** in the air.

| | | | |
|---|--|--|---|
|  tulip |  stamp |  pipe |  play |
|  pool |  pizza |  soup |  rope |

Now carefully write out six lines of the letter 'p'.

p p p p p p p p p p p p p p p


p p p p p p p p p p p p p p p

p p p p p p p p p p p p p p p

p p p p p p p p p p p p p p p

p

p











The Letter 'q'

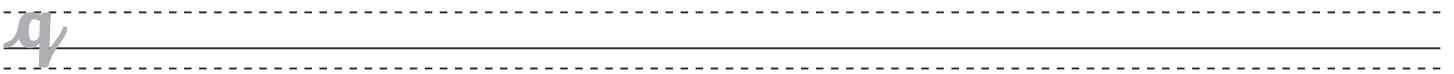
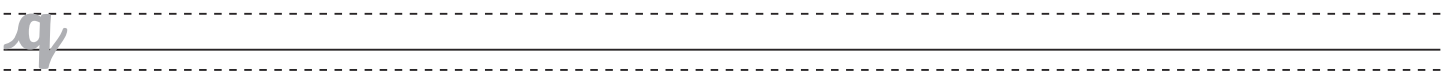
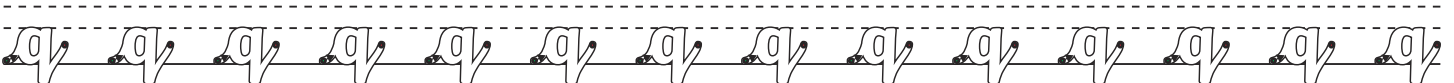
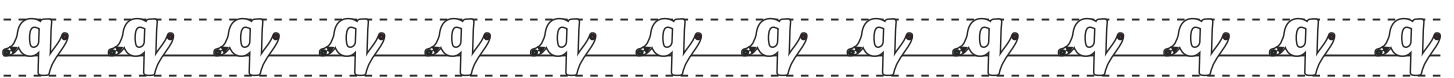
Whoosh in and round you go, then zoom under the line and kick out q's big toe!




Find the letter **q** in the words below and draw a circle around them. Using your finger, draw the letter **q** in the air.

| | | | |
|---|--|---|--|
|  <p>quack</p> |  <p>queue</p> |  <p>quill</p> |  <p>quiz</p> |
|  <p>queen</p> |  <p>liquid</p> |  <p>square</p> |  <p>squash</p> |


Now carefully write out six lines of the letter 'q'.





The Letter 'r'

Whoosh to the top to start.
Go down and curve the top
for your r.



Find the letter *r* in the words below and draw a circle around them. Using your finger, draw the letter *r* in the air.

| | | | |
|-----------|-----------|-----------|-----------|
| ride | rope | road | river |
| crawl | arrow | cheer | worm |

Now carefully write out six lines of the letter 'r'.

r r r r r r r r r r r r r r r r


r r r r r r r r r r r r r r r r

r r r r r r r r r r r r r r r r

r r r r r r r r r r r r r r r r


r

r


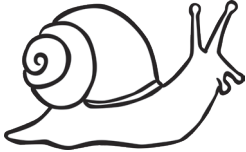

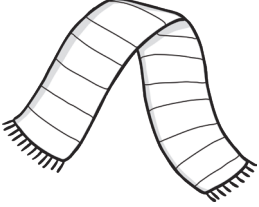


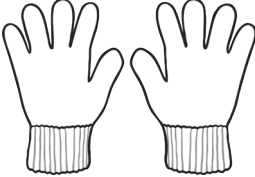
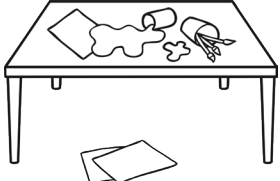


The Letter 's'

Whoosh in and curl left. Curl right then lead out of your *s*.

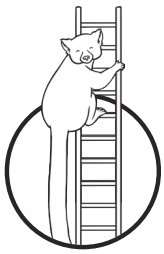


Find the letter *s* in the words below and draw a circle around them. Using your finger, draw the letter *s* in the air.

| | | | |
|--|--|---|--|
|  <p>sun</p> |  <p>snail</p> |  <p>school</p> |  <p>scarf</p> |
|  <p>dash</p> |  <p>vase</p> |  <p>gloves</p> |  <p>mess</p> |


Now carefully write out six lines of the letter 's'.

Handwriting practice lines for the cursive letter 's'. Each line consists of a solid top line, a dashed middle line, and a solid bottom line. The first four lines contain 15 cursive 's' characters each, with a red dot at the start of each stroke and a red arrow indicating the direction. The fifth and sixth lines each contain only one cursive 's' character at the beginning, followed by blank space for independent practice.

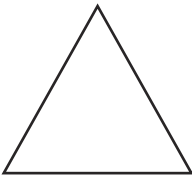









The Letter 't'

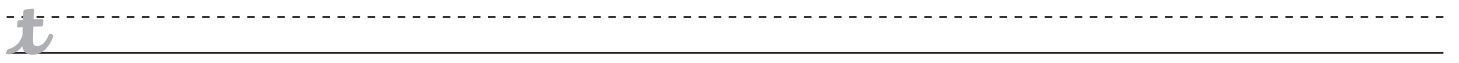
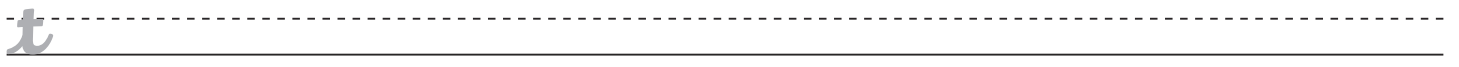
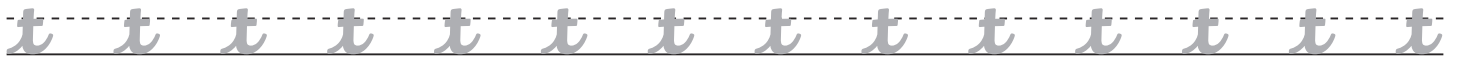

Whoosh to the top and back down.
Then add a flick off of the ground.
You need to cross the t with a
straight line on his tummy.

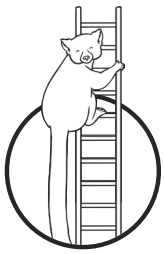


Find the letter **t** in these words and draw a circle around them. Using your finger, draw the letter **t** in the air.

| | | | |
|---|--|--|---|
|  triangle |  train |  tortoise |  tree |
|  teddy |  hat |  bite |  sweet |

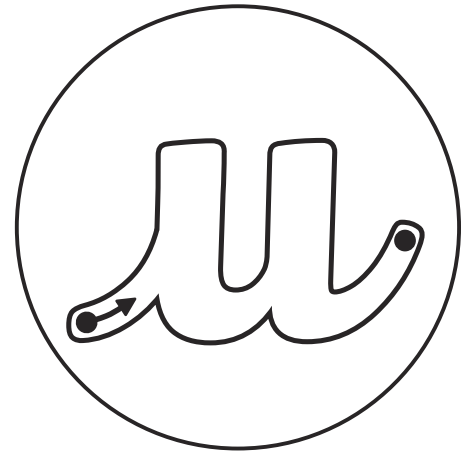
Now carefully write out six lines of the letter 't'.













The Letter 'u'

Whoosh up then down. Bend round, go up and down to the ground. Kick out a toe and **u** is ready to go!



Find the letter **u** in the words below and draw a circle around them. Using your finger, draw the letter **u** in the air.

| | | | |
|---|--|--|---|
|  <p>umbrella</p> |  <p>sunshine</p> |  <p>truck</p> |  <p>jumper</p> |
|  <p>under</p> |  <p>upstairs</p> |  <p>thumb</p> |  <p>hundred</p> |

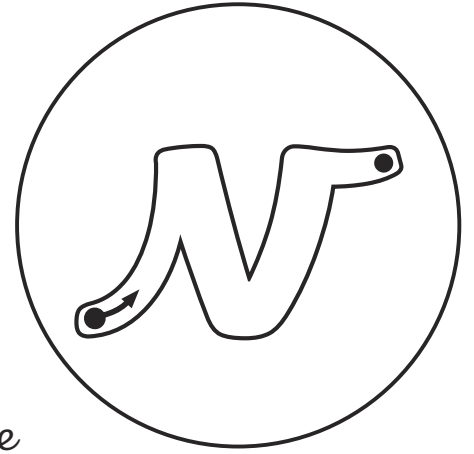
Now carefully write out six lines of the letter 'u'.

Handwriting practice lines for the letter 'u'. Each line consists of a solid top line, a dashed middle line, and a solid bottom line. The first two lines contain 15 cursive 'u's each, with the first one being larger and serving as a model. The next two lines contain 15 smaller cursive 'u's each. The final two lines each contain a single cursive 'u' at the beginning, followed by blank space for independent practice.



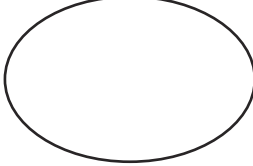

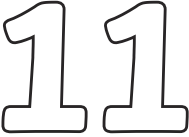





The Letter 'v'



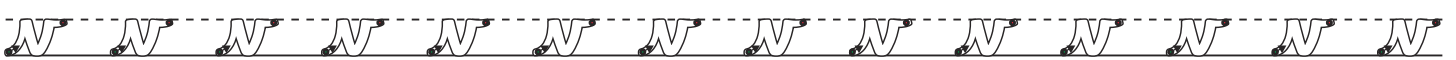
Whoosh up then down into the valley. Zoom back up and across the top to finish your v.



Find the letter v in the words below and draw a circle around them. Using your finger, draw the letter v in the air.

| | | | |
|---|---|---|--|
|  van |  vine |  oval |  wave |
|  eleven |  heavy |  veil |  note |

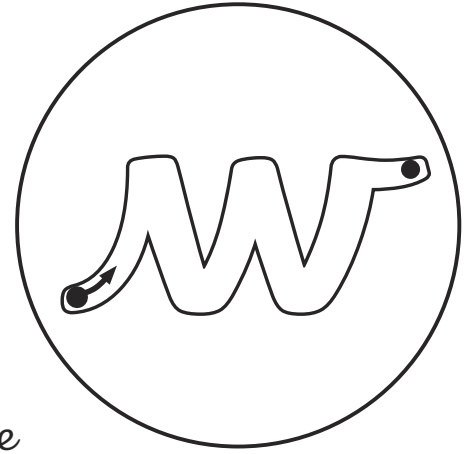
Now carefully write out six lines of the letter 'v'.



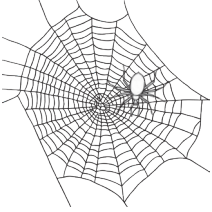





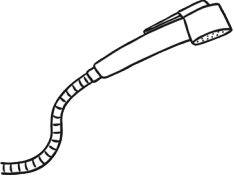
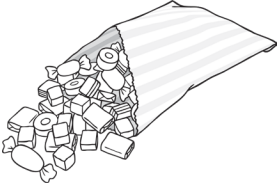


The Letter 'w'

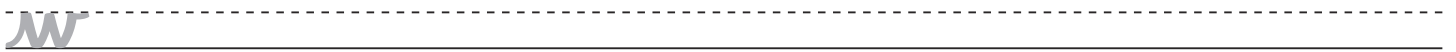
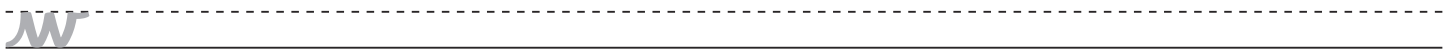
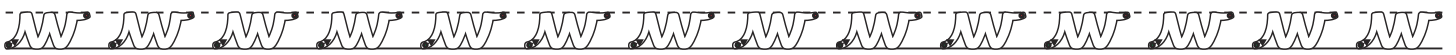
Whoosh in, then down and back up. Down again, up and across at the top.



Find the letter *w* in the words below and draw a circle around them. Using your finger, draw the letter *w* in the air.

| | | | |
|---|--|---|--|
|  <p>web</p> |  <p>worm</p> |  <p>witch</p> |  <p>wheel</p> |
|  <p>new</p> |  <p>meow</p> |  <p>shower</p> |  <p>sweets</p> |


Now carefully write out six lines of the letter 'w'.



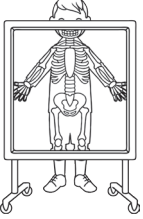

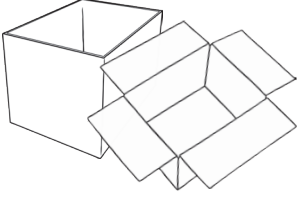







The Letter 'x'

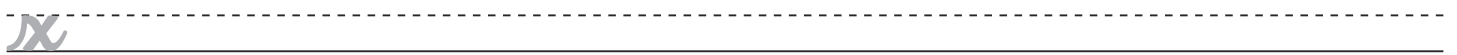
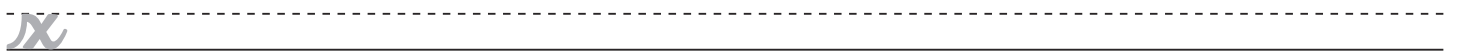
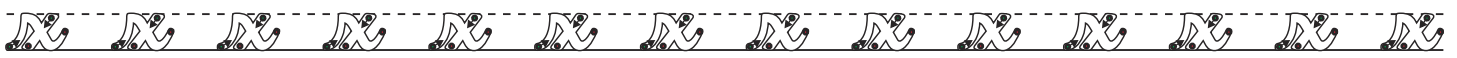
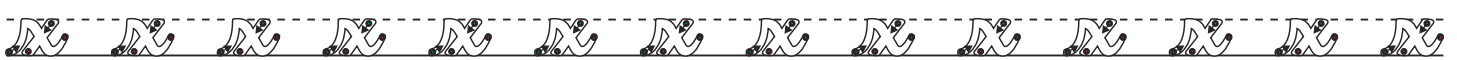
Climb up to the top and then slide down from left to right and have a rest, jump back to the top, go from right to left and you have an *x*!

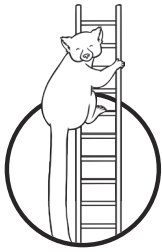


Find the letter *x* in the words below and draw a circle around them. Using your finger, draw the letter *x* in the air.

| | | | |
|--|--|--|--|
|  <p><i>x-ray</i></p> |  <p><i>exit</i></p> |  <p><i>boxes</i></p> |  <p><i>six</i></p> |
|  <p><i>pixie</i></p> |  <p><i>text</i></p> |  <p><i>wax</i></p> |  <p><i>axe</i></p> |


Now carefully write out six lines of the letter '*x*'.





The Letter 'y'

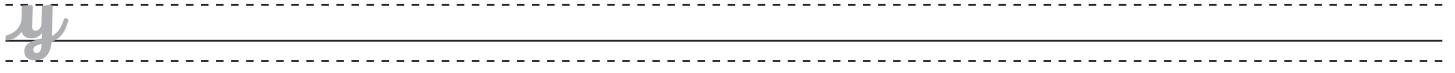

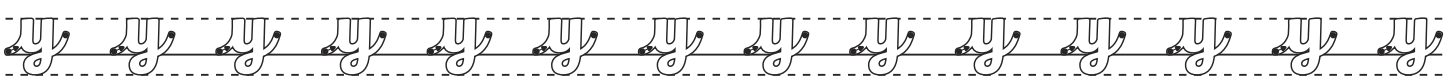
Whoosh up then down and bend round.
 Go up then down underground.
 Loop the tail under the line.
 Lead the **y** out and it's looking fine.



Find the letter **y** in the words below and draw a circle around them. Using your finger, draw the letter **y** in the air.

| | | | |
|--------------|----------------|-------------|-------------|
| <p>party</p> | <p>jelly</p> | <p>yolk</p> | <p>yawn</p> |
| <p>yo-yo</p> | <p>yoghurt</p> | <p>cry</p> | <p>spy</p> |

Now carefully write out six lines of the letter 'y'.






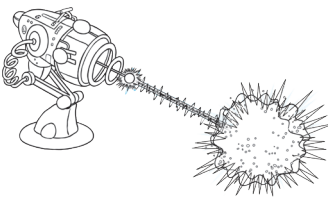


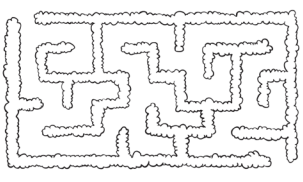



The Letter 'z'

Whoosh up then to the right.
Zigzag down and back to the right!

Find the letter *z* in the words below
and draw a circle around them.

Using your finger, draw the letter *z* in the air.



| | | | |
|--|--|---|--|
|  <p>zebra</p> |  <p>zap</p> |  <p>zoom</p> |  <p>zero</p> |
|  <p>maze</p> |  <p>razor</p> |  <p>snooze</p> |  <p>fizz</p> |

Now carefully write out six lines of the letter 'z'.

z z z z z z z z z z z z z z z z

z z z z z z z z z z z z z z z z

z z z z z z z z z z z z z z z z

z z z z z z z z z z z z z z z z

z

z