


KS2


Continuous Cursive Letter Formation

Name: _____



twinkl



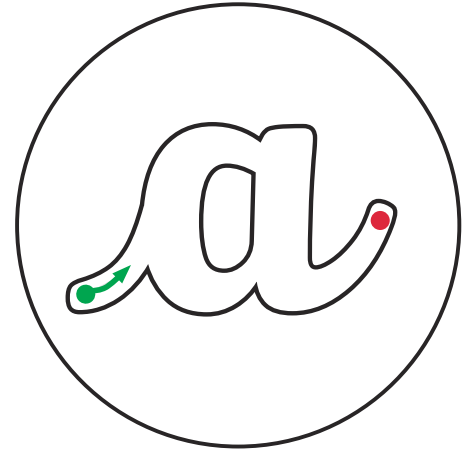







The Letter 'a'

Whoosh in and round you go. Up and down and kick out **a**'s toe.

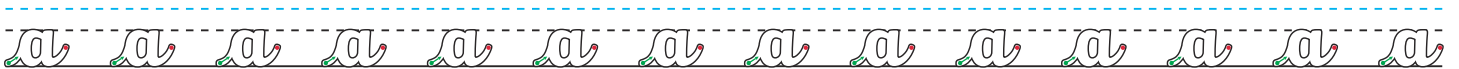
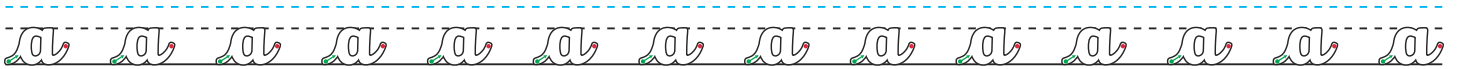
Find the letter **a** in the words below and draw a circle around them.


Using your finger, draw the letter **a** in the air.



 <p>apple</p>	 <p>astronaut</p>	 <p>anchor</p>	 <p>portrait</p>
 <p>holiday</p>	 <p>parade</p>	 <p>umbrella</p>	 <p>alligator</p>

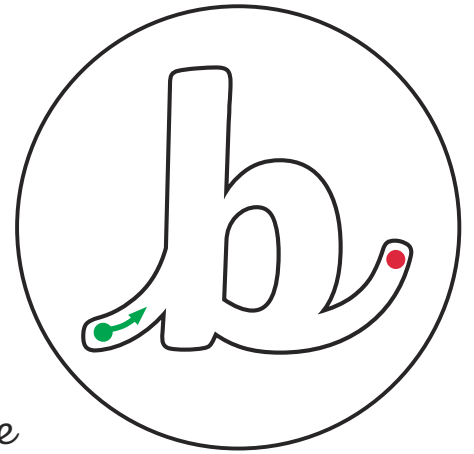
Now carefully write out six lines of the letter 'a'.













The Letter 'b'

Whoosh in an up tall and back down. Then halfway up and all the way round. Add a lead at the end so **b** can join on to a friend!




Find the letter **b** in the words below and draw a circle around them. Using your finger, draw the letter **b** in the air.

 <p>bracelet</p>	 <p>beard</p>	 <p>elbow</p>	 <p>crab</p>
 <p>herb</p>	 <p>rabbit</p>	 <p>balloon</p>	 <p>keyboard</p>

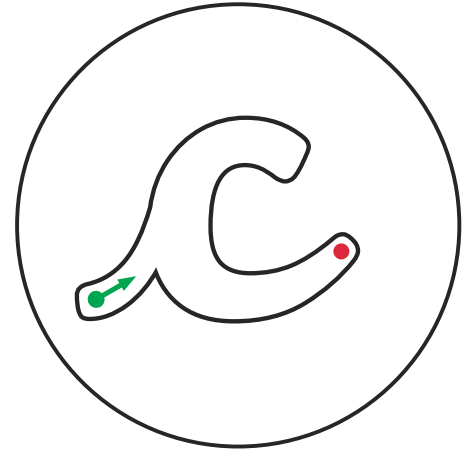
Now carefully write out six lines of the letter 'b'.

Handwriting practice lines for the letter 'b'. The first two lines show cursive 'b's with stroke order arrows. The next two lines show grey cursive 'b's for tracing. The final two lines show plain cursive 'b's for independent writing.


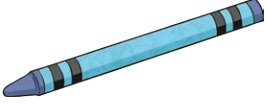








The Letter 'c'

Whoosh in and curl the *c*.
C joins other letters easily.




Find the letter *c* in the words below and draw a circle around them. Using your finger, draw the letter *c* in the air.

 medic	 crayon	 chicken	 cuddle
 juice	 cereal	 stretch	 clothes

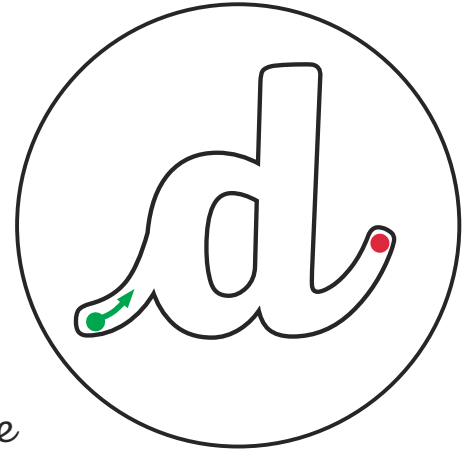
Now carefully write out six lines of the letter 'c'.

Handwriting practice lines for the cursive letter 'c'. Each line consists of a solid top line, a dashed middle line, and a solid bottom line. The first two lines contain 14 cursive 'c's with red dots and green arrows indicating stroke direction. The next two lines contain 14 grey cursive 'c's for tracing. The final two lines each start with a single grey cursive 'c' followed by blank space for independent writing.








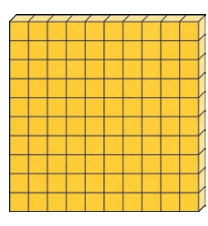


The Letter 'd'

Whoosh up halfway and go round, then all the way up and down. Kick out **d**'s toe and she's ready to go!



Find the letter **d** in the words below and draw a circle around them. Using your finger, draw the letter **d** in the air.

 <p>dough</p>	 <p>daughter</p>	 <p>delivery</p>	 <p>desert</p>
 <p>sound</p>	 <p>bridge</p>	 <p>address</p>	 <p>hundred</p>

Now carefully write out six lines of the letter 'd'.

d d d d d d d d d d d d d d


d d d d d d d d d d d d d d

d d d d d d d d d d d d d

d d d d d d d d d d d d d

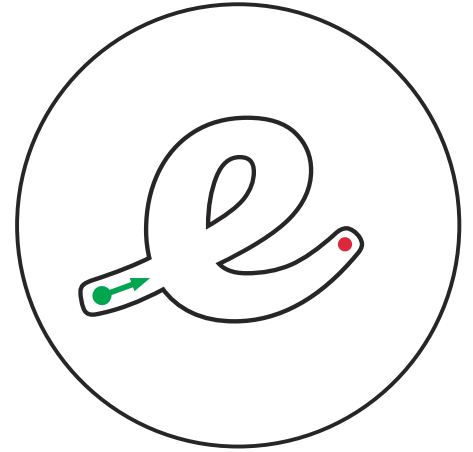
d

d






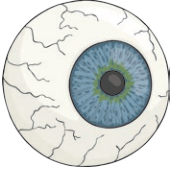




The Letter 'e'

Whoosh in and curl like a snail and leave an easy joining tail.




Find the letter **e** in the words below and draw a circle around them. Using your finger, draw the letter **e** in the air.

 elf	 eighty	 engine	 website
 coffee	 eyeball	 lesson	 beast


Now carefully write out six lines of the letter 'e'.

Handwriting practice lines for the cursive letter 'e'. Each line contains 14 'e's. The first two lines are for tracing, with the first line having a red dot and green arrow on each 'e'. The next two lines are for tracing in grey. The final two lines are for independent practice, each starting with a single 'e' on the top line.











The Letter 'f'

Whoosh in to the top and go round and then zoom under the ground. Under the line, loop the last part and finish your **f** near its start!




Find the letter **f** in the words below and draw a circle around them. Using your finger, draw the letter **f** in the air.

 <p>fudge</p>	 <p>flies</p>	 <p>furniture</p>	 <p>fright</p>
 <p>chef</p>	 <p>muffin</p>	 <p>thief</p>	 <p>referee</p>

Now carefully write out six lines of the letter 'f'.


Handwriting practice lines for the cursive letter 'f'. Each line contains 14 'f' characters. The first two lines have colored arrows and dots to guide the stroke. The next two lines are greyed out for tracing. The last two lines are blank for independent practice.











The Letter 'g'

Whoosh in, go round to the top.

Go down under the line,
loop and stop.



Find the letter **g** in the words below and draw a circle around them. Using your finger, draw the letter **g** in the air.

 <p>gorilla</p>	 <p>garage</p>	 <p>giraffe</p>	 <p>greenhouse</p>
 <p>yoghurt</p>	 <p>magazine</p>	 <p>orange</p>	 <p>dancing</p>

Now carefully write out six lines of the letter 'g'.

g g g g g g g g g g g g g g g


g g g g g g g g g g g g g g g

g g g g g g g g g g g g g g g

g g g g g g g g g g g g g g g

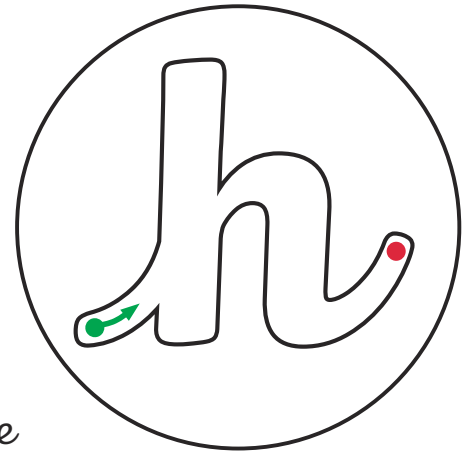
g

g











The Letter 'h'

Whoosh in and up tall and then down. Halfway up, bend over and flick off the ground.



Find the letter **h** in the words below and draw a circle around them. Using your finger, draw the letter **h** in the air.

			
hamster	hippopotamus	rubbish	mouth
			
handle	sandwich	horse	patch

Now carefully write out six lines of the letter 'h'.

h h h h h h h h h h h h h h

h h h h h h h h h h h h h h

h h h h h h h h h h h h h h

h h h h h h h h h h h h h h

h

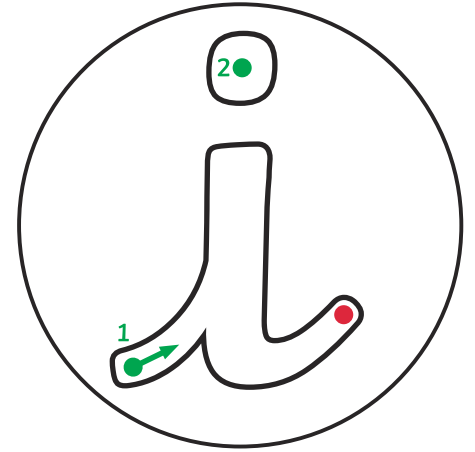
h










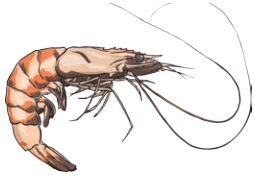
The Letter 'i'

Whoosh up and down,
then kick out a toe.

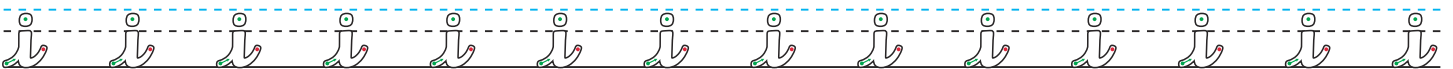
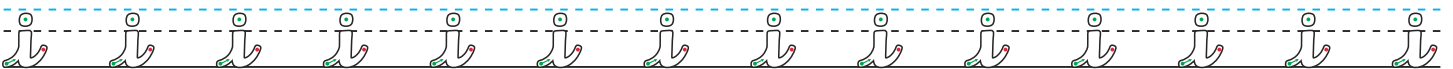
Add a dot and your **i** is ready to go!



Find the letter **i** in the words below and draw a circle around them. Using your finger, draw the letter **i** in the air.

 <p>iguana</p>	 <p>igloo</p>	 <p>ice cream</p>	 <p>ice cube</p>
 <p>river</p>	 <p>insect</p>	 <p>pillow</p>	 <p>shrimp</p>

Now carefully write out six lines of the letter 'i'.

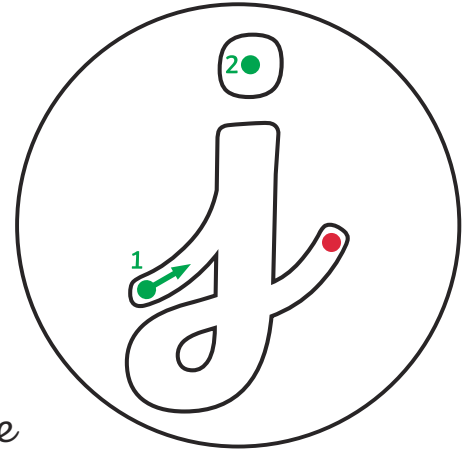








The Letter 'j'

Whoosh up then zoom down under the line.

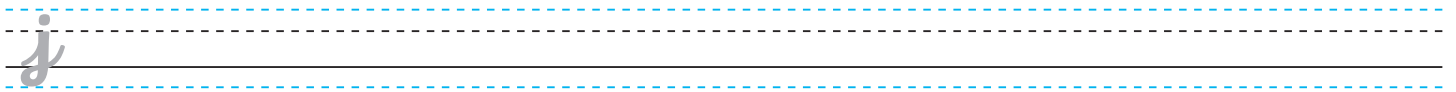
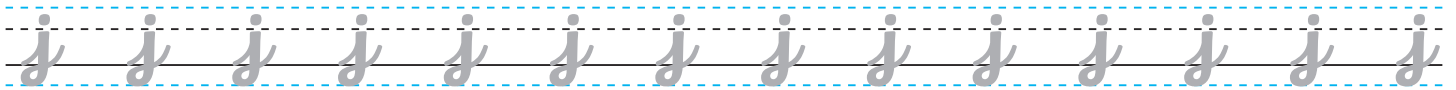
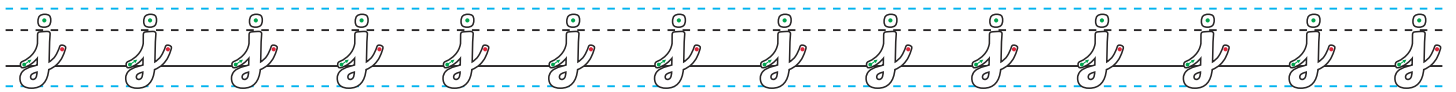
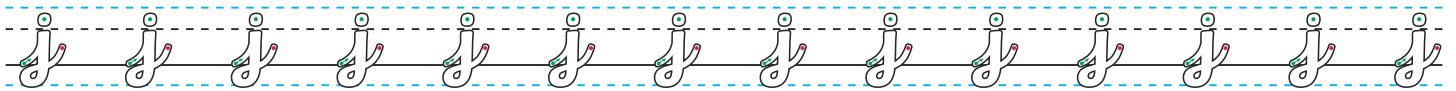
Loop the tail then add your dot at the right time.




Find the letter **j** in the words below and draw a circle around them. Using your finger, draw the letter **j** in the air.

 jacket	 jackal	 juice	<p style="text-align: center;">polite hideous fantastic</p> adjectives
 injury	 jellybeans	 banjo	 jungle

Now carefully write out six lines of the letter 'j'.














The Letter 'k'

Whoosh up tall and back down,
go halfway up and around.

Go down and out with a flick,
your **k** is ready to kick!



Find the letter **k** in the words below and draw a circle around them. Using your finger, draw the letter **k** in the air.

 <p>kit</p>	 <p>king</p>	 <p>kennel</p>	 <p>kettle</p>
 <p>book</p>	 <p>sack</p>	 <p>bake</p>	 <p>cookie</p>

Now carefully write out six lines of the letter 'k'.

k k k k k k k k k k k k k k

k k k k k k k k k k k k k k

k k k k k k k k k k k k k k

k k k k k k k k k k k k k k

k

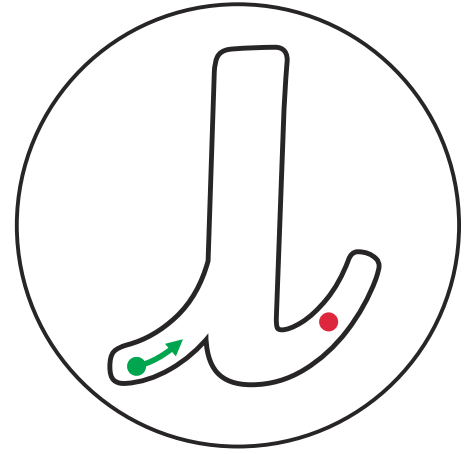
k

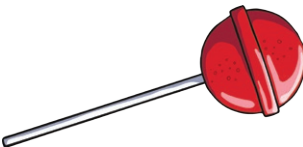









The Letter 'l'


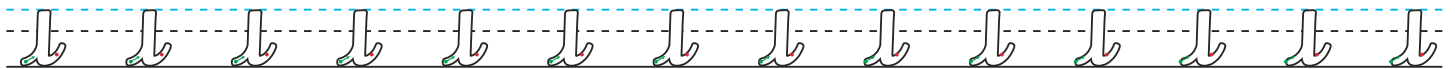
Whoosh in and up tall. Down to the ground and make your flick small.


Find the letter **l** in these words and draw a circle around them. Using your finger, draw the letter **l** in the air.



 <p>lollipop</p>	 <p>light</p>	 <p>jelly</p>	 <p>lion</p>
 <p>ruler</p>	 <p>lock</p>	 <p>litter</p>	 <p>lighthouse</p>


Now carefully write out six lines of the letter 'l'.



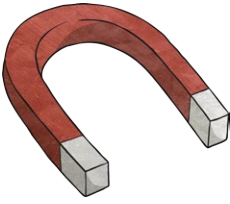









The Letter 'm'

Whoosh in and then down.
 Up, over and back to the ground.
 Up, over and down again.
 Add a flick to finish your **m**.




Find the letter **m** in the words below and draw a circle around them. Using your finger, draw the letter **m** in the air.

 <p>magnet</p>	 <p>mouse</p>	 <p>smile</p>	 <p>medal</p>
 <p>moose</p>	 <p>farmer</p>	 <p>numbers</p>	 <p>women</p>

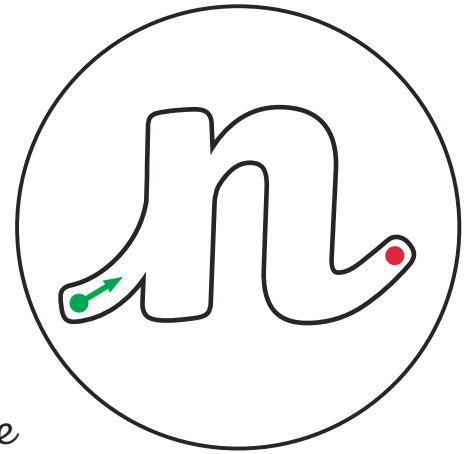
Now carefully write out six lines of the letter 'm'.

Handwriting practice lines for the cursive letter 'm'. The first two lines show the letter with stroke order arrows and numbers. The next two lines show the letter in grey for tracing. The final two lines are blank for independent practice.











The Letter 'n'

Whoosh in and the down.
Up, over the hump and
flick off the ground.



Find the letter **n** in the words below and draw a circle around them. Using your finger, draw the letter **n** in the air.

 <p>pigeon</p>	 <p>ankle</p>	 <p>sandwich</p>	 <p>monkey</p>
 <p>newspaper</p>	 <p>gnome</p>	 <p>necklace</p>	 <p>nurse</p>

Now carefully write out six lines of the letter 'n'.

n n n n n n n n n n n n n n n


n n n n n n n n n n n n n n n

n n n n n n n n n n n n n

n n n n n n n n n n n n n

n

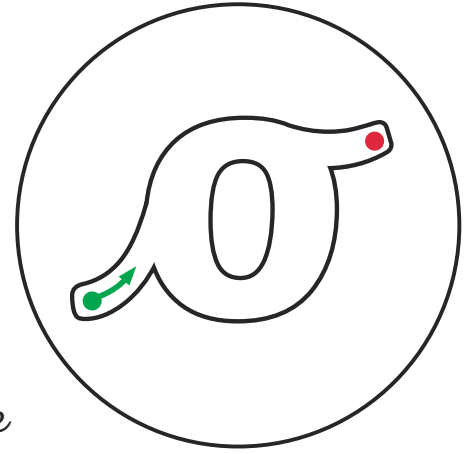
n



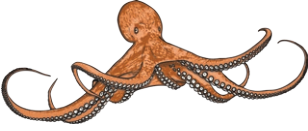


The Letter 's'

Whoosh in round you go.

Lead out from the top for your s.




Find the letter **s** in the words below and draw a circle around them. Using your finger, draw the letter **s** in the air.

 <p>octopus</p>	 <p>olives</p>	 <p>ocean</p>	 <p>smoke</p>
 <p>yellow</p>	 <p>coach</p>	 <p>chocolate</p>	 <p>kangaroo</p>

Now carefully write out six lines of the letter 's'.

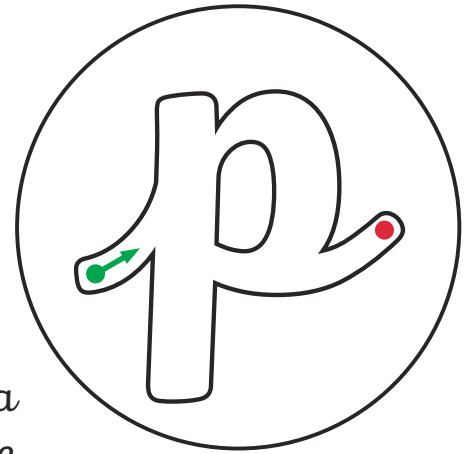
Handwriting practice lines for the cursive letter 's'. The first two lines contain 14 cursive 's' characters each, with the first line being dashed for tracing. The next two lines contain 14 solid 's' characters each. The final two lines each contain a single solid 's' character at the beginning, followed by blank space for independent practice.



The Letter 'p'

Whoosh in and then go down low.
Back up to the top and round you go.

Lead out at the end so that **p** can
join onto a friend.



Find the letter **p** in the words below and draw a circle around them. Using your finger, draw the letter **p** in the air.

 friendship	 asleep	 spring	 capital
 palace	 planet	 princess	 pirate

Now carefully write out six lines of the letter 'p'.

p p p p p p p p p p p p p p p


p p p p p p p p p p p p p p p

p p p p p p p p p p p p p p p

p p p p p p p p p p p p p p p

p

p






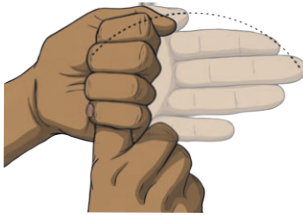



The Letter 'q'

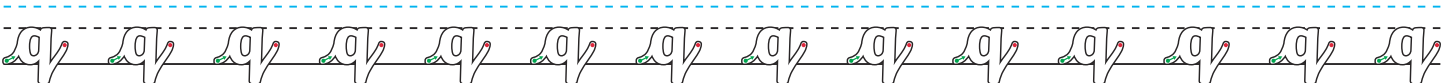
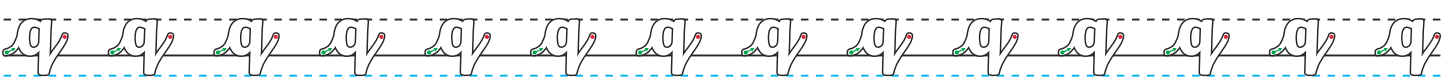
Whoosh in and round you go, then zoom under the line and kick out **q**'s big toe!




Find the letter **q** in the words below and draw a circle around them. Using your finger, draw the letter **q** in the air.

 <p>quill</p>	 <p>queasy</p>	 <p>quiche</p>	 <p>quickly</p>
 <p>mosque</p>	 <p>cheque</p>	 <p>squeeze</p>	 <p>equipment</p>

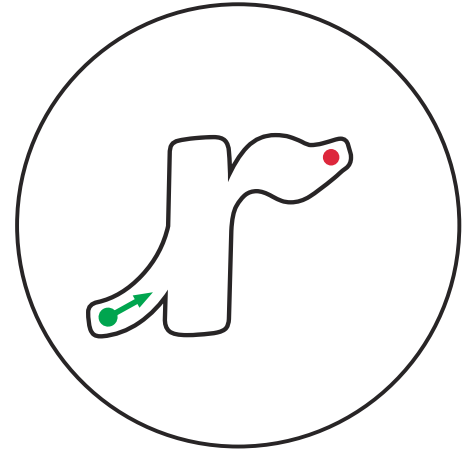
Now carefully write out six lines of the letter 'q'.













The Letter 'r'

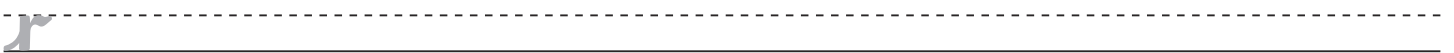
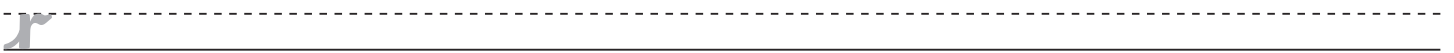
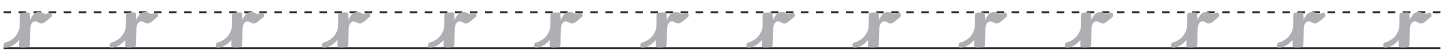
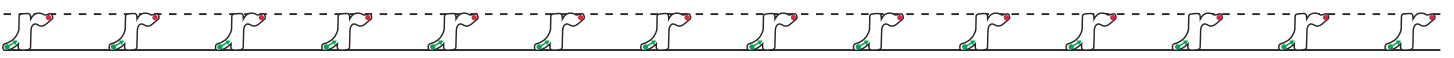
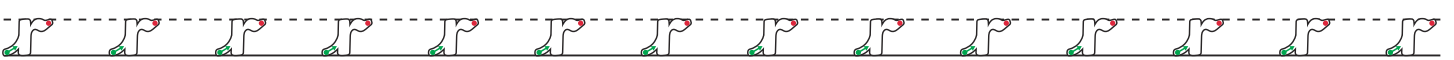
Whoosh to the top to start.
Go down and curve the top
for your *r*.




Find the letter *r* in the words below and draw a circle around them. Using your finger, draw the letter *r* in the air.

 rocket	 rhino	 recycle	 rooster
 purple	 forest	 berries	 scarf

Now carefully write out six lines of the letter 'r'.



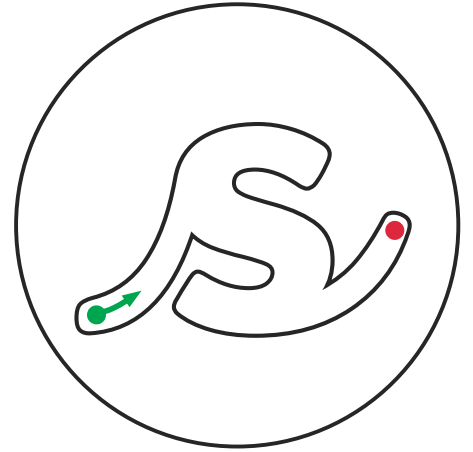










The Letter 's'

Whoosh in and curl left. Curl right then lead out of your **s**.



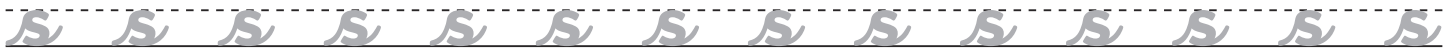
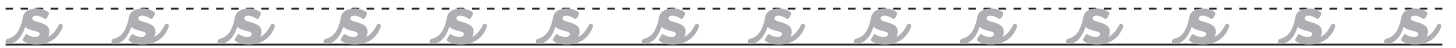
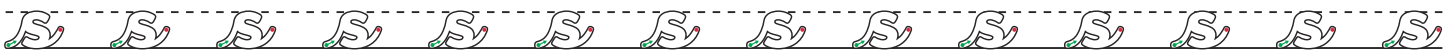
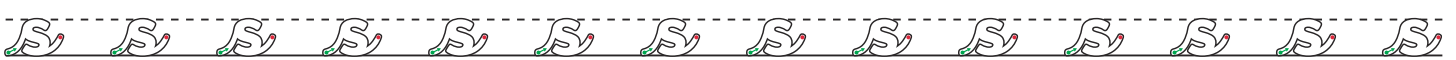
Find the letter **s** in the words below and draw a circle around them.

Using your finger, draw the letter **s** in the air.



 <p>shovel</p>	 <p>jigsaw</p>	 <p>listen</p>	 <p>sandwich</p>
 <p>suitcase</p>	 <p>bushes</p>	 <p>glass</p>	 <p>swimsuit</p>

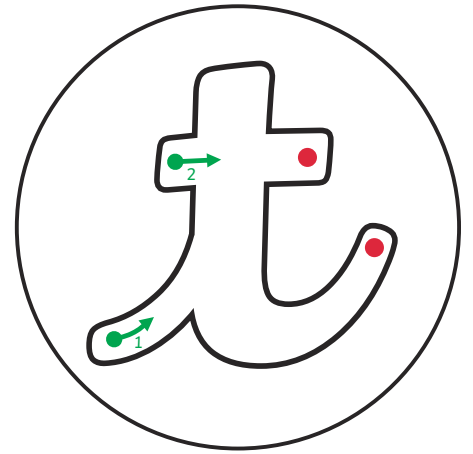
Now carefully write out six lines of the letter 's'.













The Letter 't'

Whoosh to the top and back down, then add a flick off of the ground, you need to cross the **t**, with a straight line on his tummy.



Find the letter **t** in these words and draw a circle around them. Using your finger, draw the letter **t** in the air.

 tiger	 towel	 fruit	 stool
 cattle	 splat	 telephone	 treasure

Now carefully write out six lines of the letter 't'.

t t t t t t t t t t t t t t t

t t t t t t t t t t t t t t t

t t t t t t t t t t t t t t t

t t t t t t t t t t t t t t t

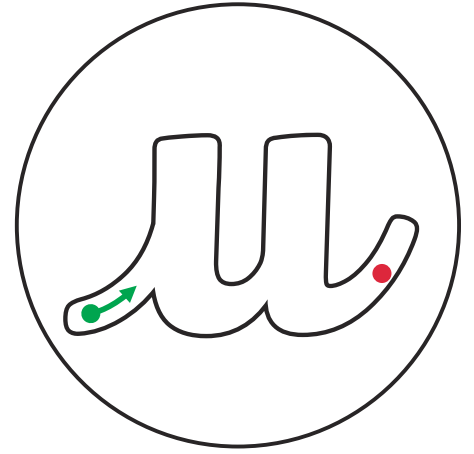
t

t

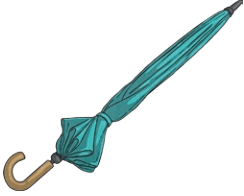



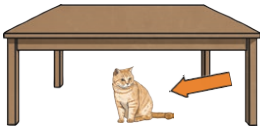





The Letter 'u'

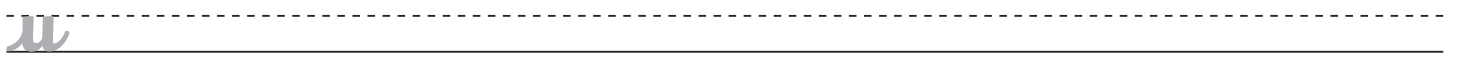
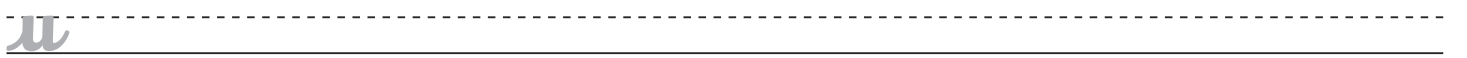
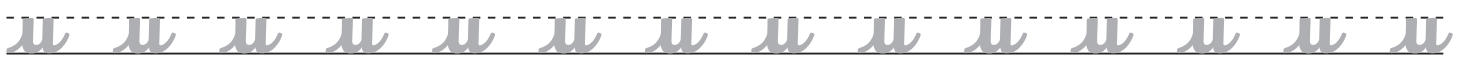
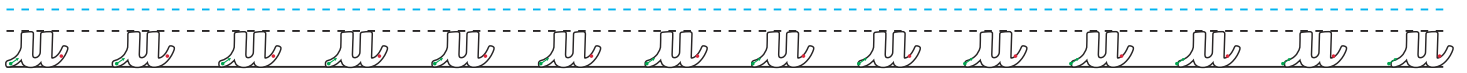
Whoosh up then down. Bend round, go up and down to the ground. Kick out a toe and **u** is ready to go!



Find the letter **u** in the words below and draw a circle around them. Using your finger, draw the letter **u** in the air.

 <p>umbrella</p>	 <p>sunshine</p>	 <p>truck</p>	 <p>jumper</p>
 <p>under</p>	 <p>upstairs</p>	 <p>thumb</p>	 <p>hundred</p>

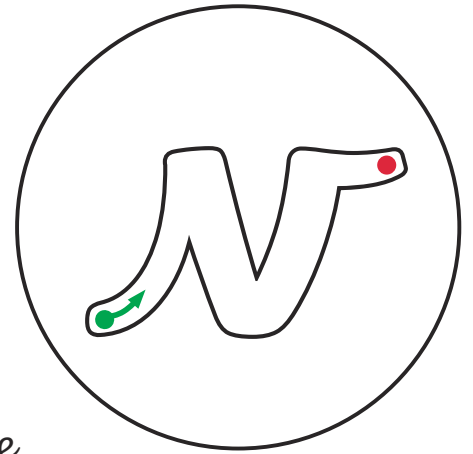
Now carefully write out three lines of the letter 'u'.




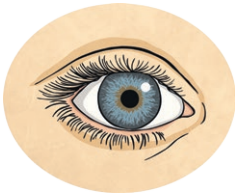








The Letter 'v'

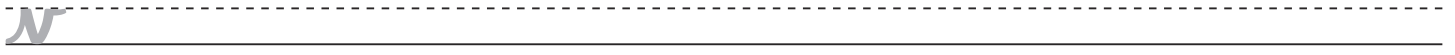
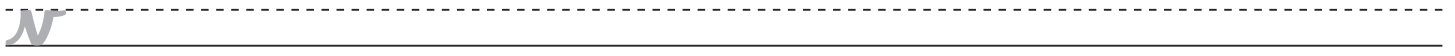
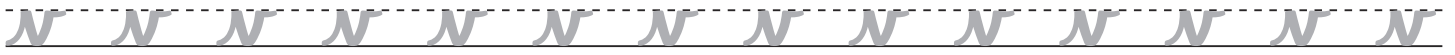
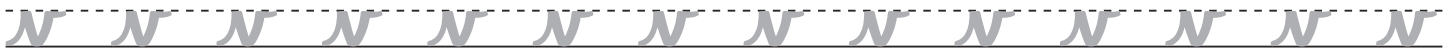
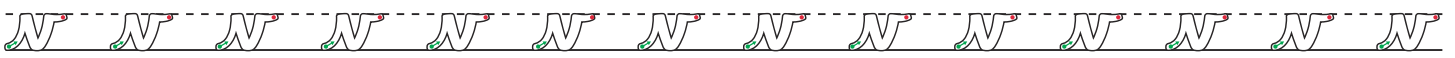
Whoosh up then down into the valley,
Zoom back up and across the top to
finish your *v*.



Find the letter *v* in the words below and draw a circle around them. Using your finger, draw the letter *v* in the air.

 <p>valley</p>	 <p>vision</p>	 <p>movie</p>	 <p>veins</p>
 <p>beaver</p>	 <p>wolves</p>	 <p>beehive</p>	 <p>voice</p>

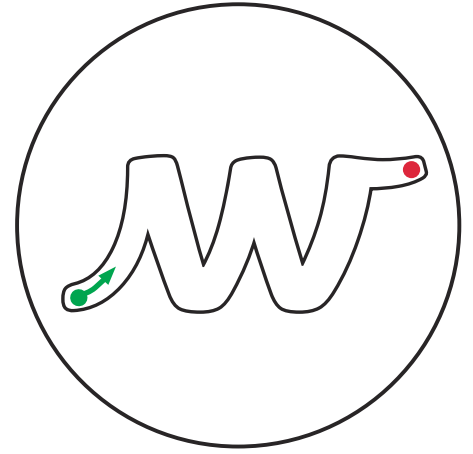
Now carefully write out six lines of the letter 'v'.




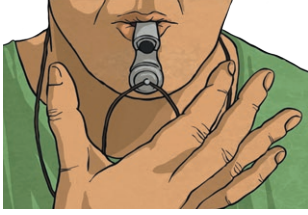



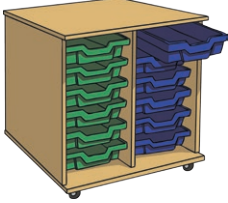




The Letter 'w'

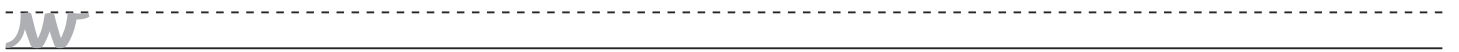
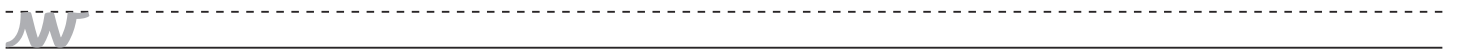
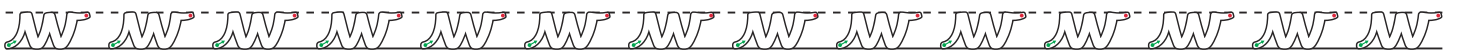
Whoosh in, then down and back up. Down again, up and across at the top.



Find the letter **w** in the words below and draw a circle around them. Using your finger, draw the letter **w** in the air.

 <p>world</p>	 <p>whistle</p>	 <p>wedding</p>	 <p>wrestle</p>
 <p>wheelbarrow</p>	 <p>drawers</p>	 <p>bowler</p>	 <p>rainbow</p>

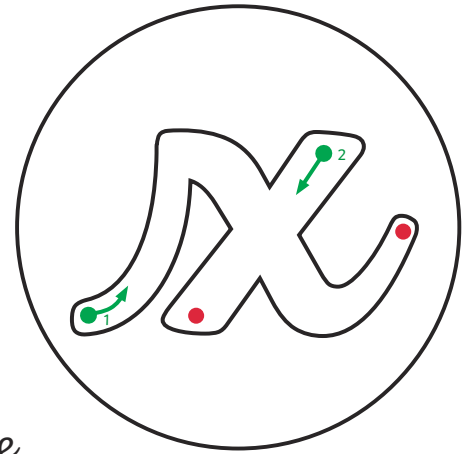
Now carefully write out six lines of the letter 'w'.





The Letter 'x'

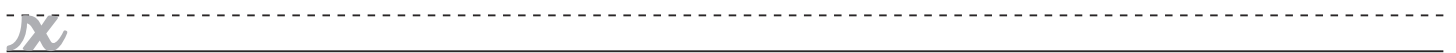
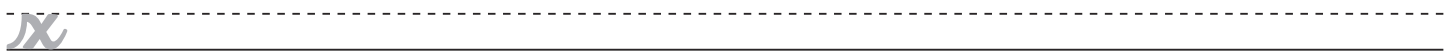
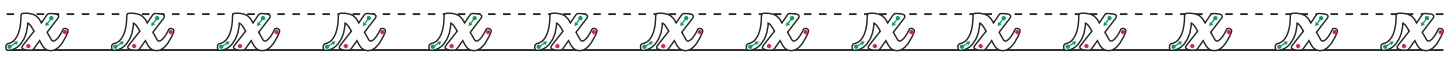
Climb up to the top and then slide down from left to right and have a rest. Jump back up to the top, go from right to left, and you have an **x**!



Find the letter **x** in the words below and draw a circle around them. Using your finger, draw the letter **x** in the air.

 <p>x-ray</p>	 <p>xylophone</p>	<p>un + kind = unkind</p> <p>prefix</p>	 <p>galaxy</p>
 <p>taxes</p>	 <p>hexagon</p>	 <p>explosion</p>	 <p>postbox</p>

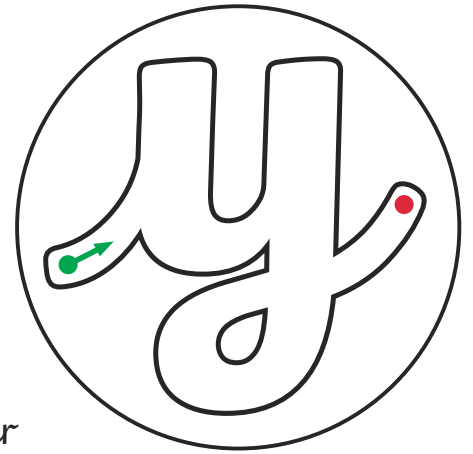
Now carefully write out six lines of the letter 'x'.













The Letter 'y'

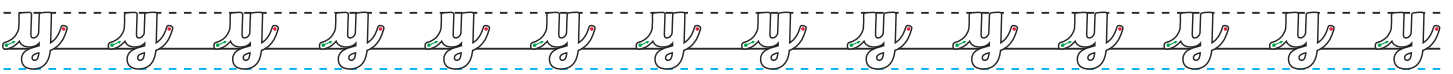
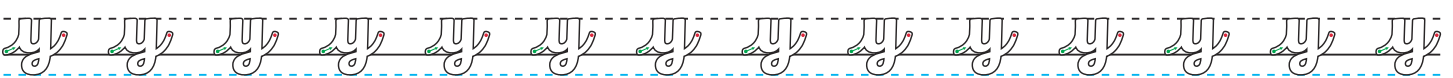
Whoosh up then down and bend round.
 Go up then down underground.
 Loop the tail under the line.
 Lead the **y** out and it's looking fine.



Find the letter **y** in the words below and draw a circle around them. Using your finger, draw the letter **y** in the air.

 young	 yoghurt	 yellow	 year
 cry	 sunny	 mystery	 symbol

Now carefully write out six lines of the letter 'y'.



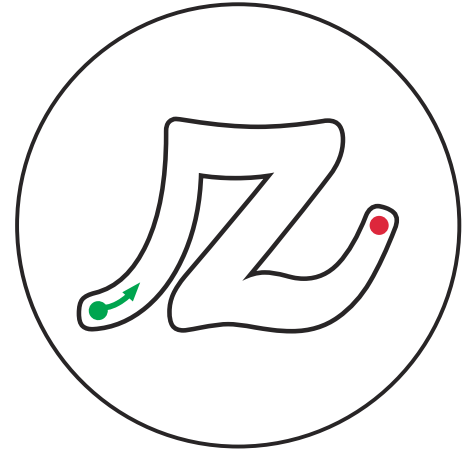










The Letter 'z'

Whoosh up then to the right.
Zigzag down and back to the right!

Find the letter **z** in the words below
and draw a circle around them.

Using your finger, draw the letter **z** in the air.



 zebra	 zinc	 zoo	 blaze
 breeze	 bronze	 puzzle	 gazelle

Now carefully write out six lines of the letter 'z'.

z z z z z z z z z z z z z z z z

z z z z z z z z z z z z z z z z

z z z z z z z z z z z z z z z z

z z z z z z z z z z z z z z z z

z

z