

Homework/Extension

Step 2: Counting Squares

National Curriculum Objectives:

Mathematics Year 4: (4M7b) [Find the area of rectilinear shapes by counting squares](#)

Differentiation:

Questions 1, 4 and 7 (Varied Fluency)

Developing Identify which shape is the odd one out by counting squares to find the area of squares and rectangles.

Expected Identify which shape is the odd one out by counting squares to find the area of rectilinear shapes with up to 6 sides.

Greater Depth Identify which shape is the odd one out by counting squares to find the area of rectilinear shapes with up to 8 sides. Includes whole squares and half squares.

Questions 2, 5 and 8 (Varied Fluency)

Developing Choose the shape to complete an inequality statement by counting squares to find the area of squares and rectangles.

Expected Choose the shape to complete an inequality statement by counting squares to find the area of rectilinear shapes with up to 6 sides.

Greater Depth Choose the shape to complete an inequality statement by counting squares to find the area of rectilinear shapes with up to 8 sides. Includes whole squares and half squares.

Questions 3, 6 and 9 (Reasoning and Problem Solving)

Developing Identify and explain which statement is correct by counting squares to find the area of squares and rectangles.

Expected Identify and explain which statement is correct by counting squares to find the area of rectilinear shapes with up to 6 sides.

Greater Depth Identify and explain which statement is correct by counting squares to find the area of rectilinear shapes with up to 8 sides. Includes whole squares and half squares.

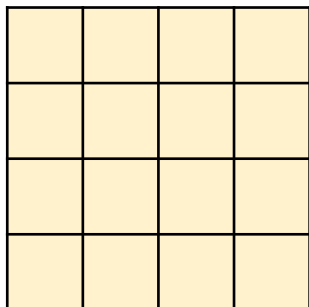
More [Year 4 Area](#) resources.

Did you like this resource? Don't forget to [review](#) it on our website.

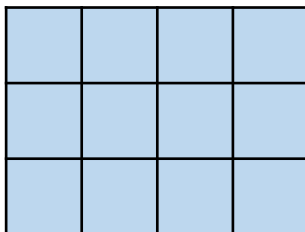
Counting Squares

1. Count the squares in the shapes below to find the odd one out. Circle your answer.

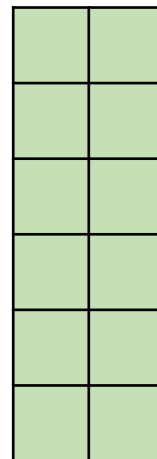
A.



B.

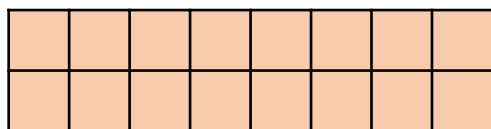


C.




VF
HW/Ext


2. Tick the shape that will make the statement correct.



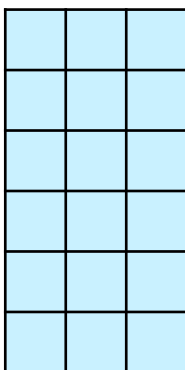
<




A.



B.



C.



VF
HW/Ext

3. Lyn and Anders have both drawn a 4-sided shape. They are discussing the areas of their starting shapes after they accidentally spill some juice over the paper!




Lyn

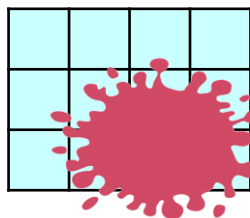
My shape had the largest area because it was 10 squares wide.



My shape had the largest area because its area is 12.



Anders



Who is correct? Convince me.

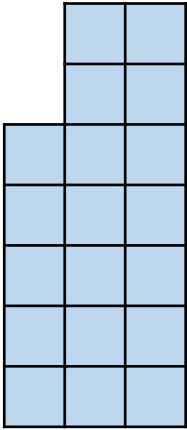


RPS
HW/Ext

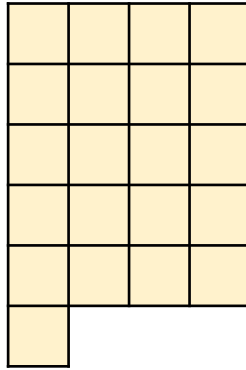
Counting Squares

4. Count the squares in the shapes below to find the odd one out. Circle your answer.

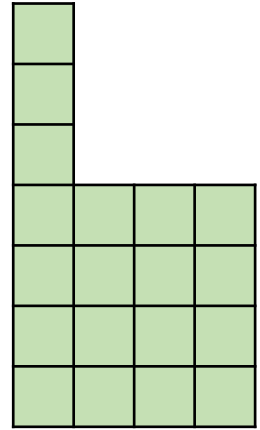
A.



B.

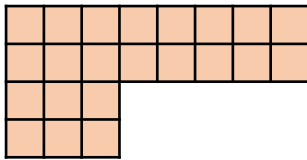


C.



VF
HW/Ext

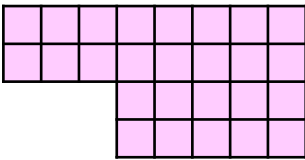
5. Tick the shape that will make the statement correct.



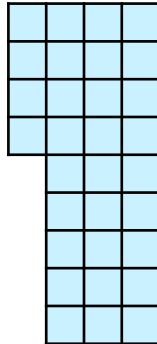
>



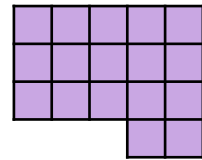
A.



B.



C.



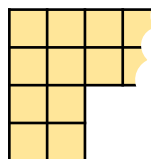
VF
HW/Ext

6. Harrison and Layla have each made a 6-sided, rectilinear shape. They are discussing the areas of their starting shapes after the paper was accidentally ripped!



Harrison

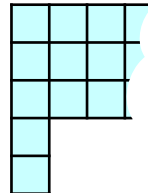
My paper had the largest area because it was 1 square wider shape than Layla's.



My paper had the largest area because it has an area of 23.



Layla



Who is correct? Convince me.

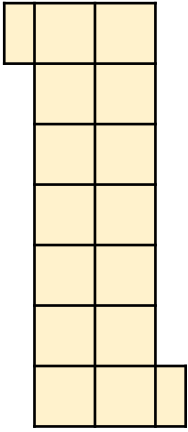


RPS
HW/Ext

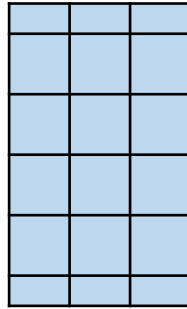
Counting Squares

7. Count the squares in the shapes below to find the odd one out. Circle your answer.

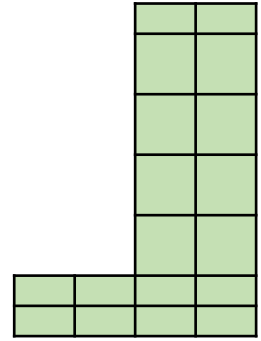
A.



B.

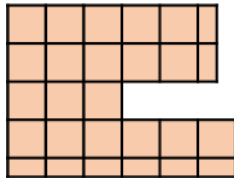


C.



VF
HW/Ext

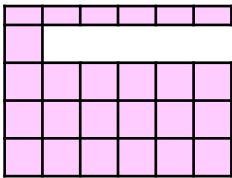
8. Tick the shape that will make the statement correct.



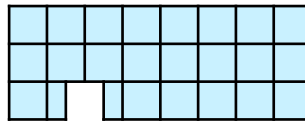
=



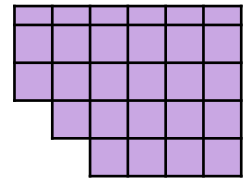
A.



B.



C.



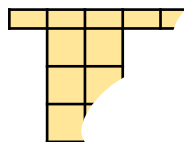
VF
HW/Ext

9. Helena and Max have each drawn an 8-sided, rectilinear shape on a grid. They are discussing the areas of their starting shapes after the paper was nibbled by their dog!



Helena

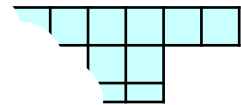
My shape had the largest area because it was 6 squares wide and 3 and a half squares tall.



My shape had the largest area because it was 7 squares wide and 2 and a half squares tall.



Max



Who is correct? Convince me.



RPS
HW/Ext

Homework/Extension

Counting Squares

Developing

1. **A**
2. **B**
3. **Anders is correct because his shape had an area of 12. Lyn's area is 10. Although the shape is wider, it does not mean that it has a larger area.**

Expected

4. **B**
5. **C**
6. **Layla is correct because her shape had an area of 23 squares before it was ripped and Harrison's shape only had an area of 22 squares. A wider shape doesn't necessarily have a larger area.**

Greater Depth

7. **C**
8. **B**
9. **Max is correct because his shape had an area of 10 squares before it was ripped and Helena's shape only had an area of 9 squares.**