
A smiling character with four eyes is positioned behind a banner that reads "PHONICS FUN!".

# PHONICS FUN!

**Your super fun Phase 2 Work Book**

**Name:**.....




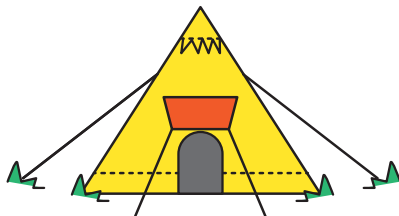




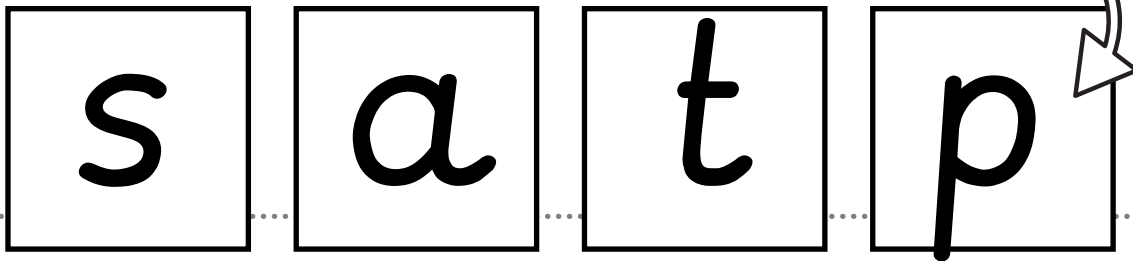
# Initial Sound Colour Match (s a t p)



You will need: 4 different coloured pencils

- Using a different colour for each phoneme, put a ring around the pictures that **start** with that sound.

Use your chosen colours to colour in these boxes.



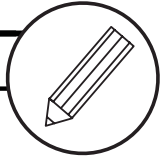
# Focus phoneme: s

# S

Read the sound.


Can you think of any words that **start** with the sound?

Now have a go at writing it.



S S

S S



Look around the room. What can you see that **starts** with the sound 's'? Draw a picture below.



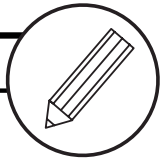
# Focus phoneme: a

a

Read the sound.

Can you think of any words that **start** with the sound?

Now have a go at writing it.



a a

a a



Look around the room. What can you see that **starts** with the sound 'a'? Draw a picture below.



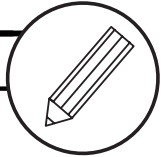
# Focus phoneme: t

t

Read the sound.


Can you think of any words that **start** with the sound?

Now have a go at writing it.



t t

t t



Look around the room. What can you see that **starts** with the sound 't'? Draw a picture below.



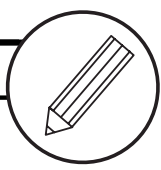
# Focus phoneme: p

p

Read the sound.

Can you think of any words that **start** with the sound?

Now have a go at writing it.



p p

p p



Look around the room. What can you see that **starts** with the sound 'p'? Draw a picture below.



# ☀ Initial Sound Match (i n m d)

- Look at the picture and say what it is.
- Draw a line from each picture to match it with the sound you can hear at the **start** of the word.

i

n



m

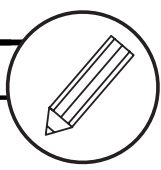
d

# Focus phoneme: i

i

Read the sound.  
Can you think of any words that **start** with the sound?

Now have a go at writing it.



i i

i i



Look around the room. What can you see that **starts** with the sound 'i'? Draw a picture below.



Large dotted-line box for drawing.



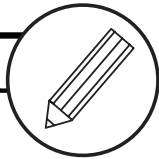
# Focus phoneme: n

n

Read the sound.

Can you think of any words that **start** with the sound?

Now have a go at writing it.



n n

n n



Look around the room. What can you see that **starts** with the sound 'n'? Draw a picture below.



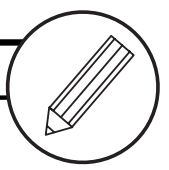
# Focus phoneme: m

# m

Read the sound.


Can you think of any words that **start** with the sound?

Now have a go at writing it.



m m

m m



Look around the room. What can you see that **starts** with the sound 'm'? Draw a picture below.



# Focus phoneme: d

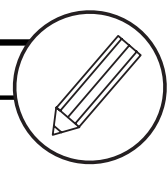
d

Read the sound.

Can you think of any words that **start** with the sound?

Now have a go at writing it.

d d



d d




Look around the room. What can you see that **starts** with the sound 'd'? Draw a picture below.

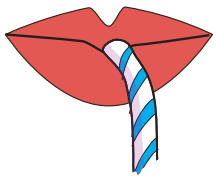




# Missing sounds



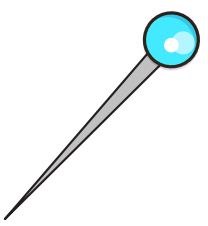
- Look at the picture and say what it is.
- Fill in the missing sound to complete the word.
- Now read the word, saying each sound and then blending them together.




\_ip




\_ip



\_in



\_at



\_ap




\_ap



\_ip



\_an

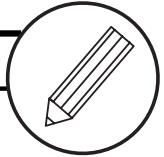


\_it

# High Frequency Words

Read the high frequency word by saying each sound and blending them together and then have a go at writing it

is is



it it

in in

at at




# Initial Sound Colour Match (g o c k)




- Using a different colour for each phoneme, put a ring around the pictures that **start** with that sound.
  - Then write the sound on the line.

Use your chosen colours to colour in these boxes.

g o c k



\_\_\_\_\_




\_\_\_\_\_




\_\_\_\_\_




\_\_\_\_\_



\_\_\_\_\_



\_\_\_\_\_



\_\_\_\_\_



\_\_\_\_\_

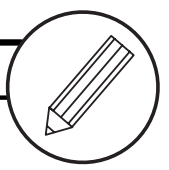
# ☀ Focus phoneme: g

g

Read the sound.

Can you think of any words that **start** with the sound?

Now have a go at writing it.



g g

g g

Read the words below and draw a picture for each.

dog

pig



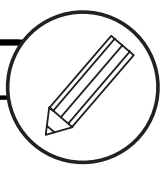
# Focus phoneme: o

O

Read the sound.

Can you think of any words that **start** with the sound?

Now have a go at writing it.



O O

O O

Read the words below and draw a picture for each.

pot

top





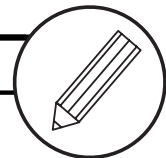
# Focus phoneme: c

# C

Read the sound.

Can you think of any words that **start** with the sound?

Now have a go at writing it.



C C

C C

Read the words below and draw a picture for each.

cap

cat



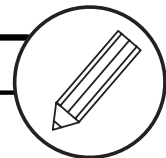
# Focus phoneme: k

# k

Read the sound.

Can you think of any words that **start** with the sound?

Now have a go at writing it.



k k

k k

Read the words below and draw a picture for each.

kid


sock

# Word and picture match




Read the word and find the correct picture to stick underneath.


tap




cat




dig







mop



sack



nod

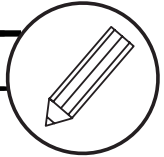


 'and'

and

Read this word by saying each sound and blending them together.

Now have a go at writing it.



and and

and

and

Now read these captions aloud.

pat and dig

Sam and Tim

dogs and cats

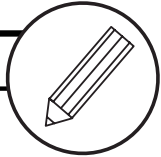
 **Focus phoneme: ck**

ck

**Read the sound.**

Can you think of any words that **end** with the sound?

**Now have a go at writing it.**



ck ck

ck ck

Read the words below and draw a picture for each.

sock

sack



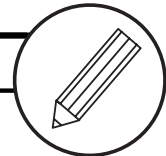
# Focus phoneme: e

e

Read the sound.

Can you think of any words that **start** with the sound?

Now have a go at writing it.



e e

e e

Read the words below and draw a picture for each.

pen

pet



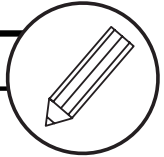
# Focus phoneme: u

u

Read the sound.

Can you think of any words that **start** with the sound?

Now have a go at writing it.



u u

u u

Read the words below and draw a picture for each.

cup

mud



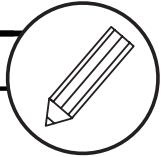
# Focus phoneme: r

r

Read the sound.

Can you think of any words that **start** with the sound?

Now have a go at writing it.



r r

\_\_\_\_\_

\_\_\_\_\_

r r

Read the words below and draw a picture for each.

run

rat








# Missing sounds



- Look at the picture and fill in the missing sound.
- What does the word say?


ck e u r



s a \_ \_



r o \_ \_



p \_ g

p \_ n



s \_ n

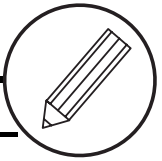


r \_ n

to

Read this word.

Now have a go at writing it.



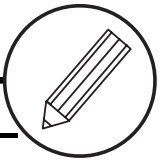
to

to

the

Read this word.

Now have a go at writing it.



the

the




Now read these captions aloud.

run to the rock dig the mud

cup and pan

# ☀ Jumbled Words!

- Cut out the words.
- Then arrange them to make a caption to match the picture.



a	a	in
cup	sad	pig
kid	a	man
in	a	a
	cap	

 **Focus phoneme: h**

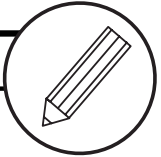
h

**Read the sound.**

Can you think of any words that **start** with the sound?

**Now have a go at writing it.**

h h



h h

Read the sentence below and draw a picture.



The sun is hot.


 **Focus phoneme: b**

**b**

**Read the sound.**

Can you think of any words that **start** with the sound?

**Now have a go at writing it.**

**b** *b* 

**b** *b*

Read the sentence below and draw a picture.

*Run to the bus.*

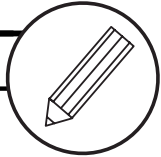
 **Focus phoneme: f**

f

**Read the sound.**

Can you think of any words that **start** with the sound?

**Now have a go at writing it.**



f f

f f

Read the sentence below and draw a picture.



Fill up the cup.

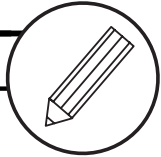
 **Focus phoneme: l**

**l**

**Read the sound.**

Can you think of any words that **start** with the sound?

**Now have a go at writing it.**



**l** *l*

**l** *l*

Read the caption below and draw a picture.




*dogs lick*

# ☀ Word and picture match




Read the word and find the correct picture to stick underneath.


bus




lip




hot




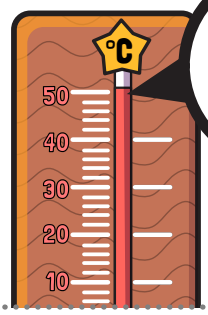
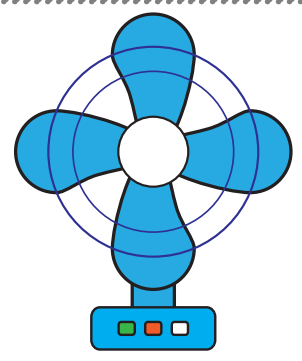

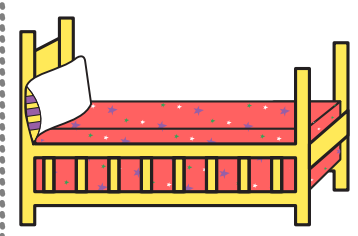

bed



fan



hat





# ☀ Two letters, one sound.

Sometimes we see double letters, or digraphs like these:

ff


ll

ss

There are two letters but because they are the same, we just say one sound. **Two letters, one sound!**

**Read the sound and then have a go at writing it.**

ff ff ff ff ff



ff

ll ll ll ll ll ll

ll

ss ss ss ss ss


ss




# Double letters



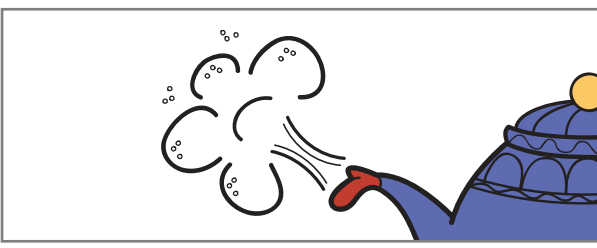
Choose which of the digraphs goes with each picture and fill in the blank.



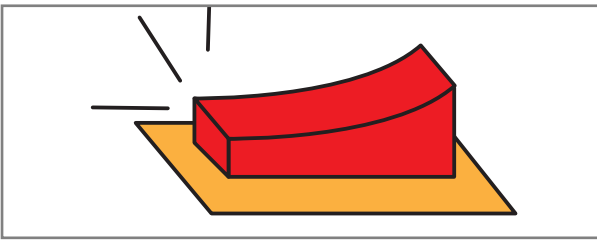
flu \_\_\_\_\_




pu \_\_\_\_\_



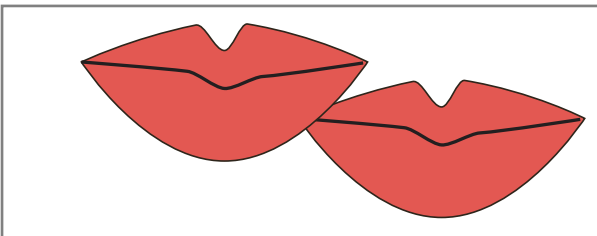
hi \_\_\_\_\_



o \_\_\_\_\_



be \_\_\_\_\_



ki \_\_\_\_\_



# ☀ Tricky Words

• Colour in the boxes by using the code!


<b>no</b>	<b>go</b>	<b>I</b>	<b>to</b>	<b>the</b>
-----------	-----------	----------	-----------	------------

<b>no</b>	<b>go</b>	<b>I</b>	<b>to</b>	<b>the</b>
<b>go</b>	<b>to</b>	<b>the</b>	<b>I</b>	<b>go</b>
<b>I</b>	<b>go</b>	<b>no</b>	<b>to</b>	<b>the</b>
<b>the</b>	<b>to</b>	<b>go</b>	<b>no</b>	<b>I</b>
<b>no</b>	<b>go</b>	<b>I</b>	<b>to</b>	<b>the</b>



# ☀ Tricky word captions

• Read the captions and draw a picture.



a doll in a cot


no lid on  
the pan

I go to the top




# ☀ Writing captions

• Look at these pictures and write a caption beside it.



.....  
.....



.....  
.....



.....  
.....



Answers:  
1. Patting a dog  
2. A cat in a hat  
3. A sad man




# Phase 2 Revision

- Look at the picture and say what it is.
- Then fill in the gaps with the correct sounds.


**They are at the bottom of the page to help you.**




p		
---	--	--



d		
---	--	--



		p
--	--	---



		g
--	--	---

### Missing sounds

o t d m a i




# ☀ Phase 2 Revision

- Look at the picture and say what it is.
  - Then fill in the gaps with the correct sounds.
- They are at the bottom of the page to help you.**




s



u

10

n



r

**Missing sounds**

a g t e r ck o




# ☀ Phase 2 Revision


- Look at the picture and say what it is.
  - Then fill in the gaps with the correct sounds.
- They are at the bottom of the page to help you.**



i



ll



p



o

### Missing sounds

uff

d-ll

h-ss

be