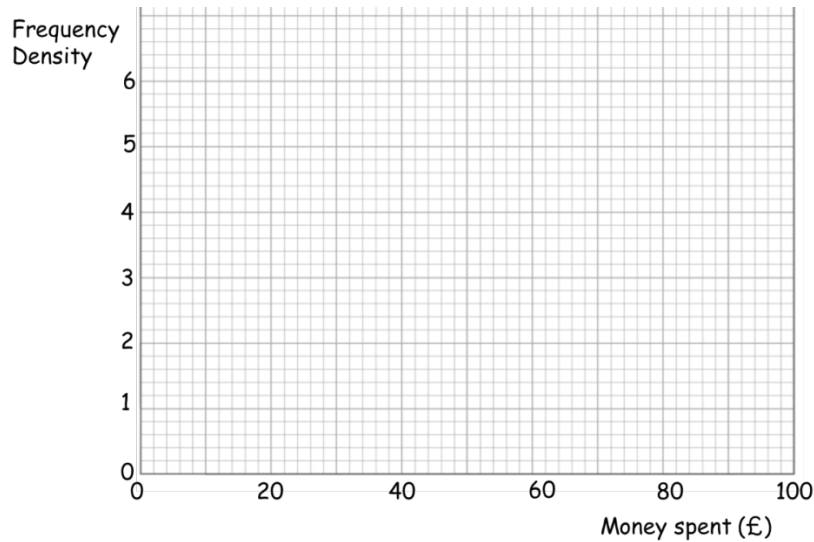


Drawing Histograms

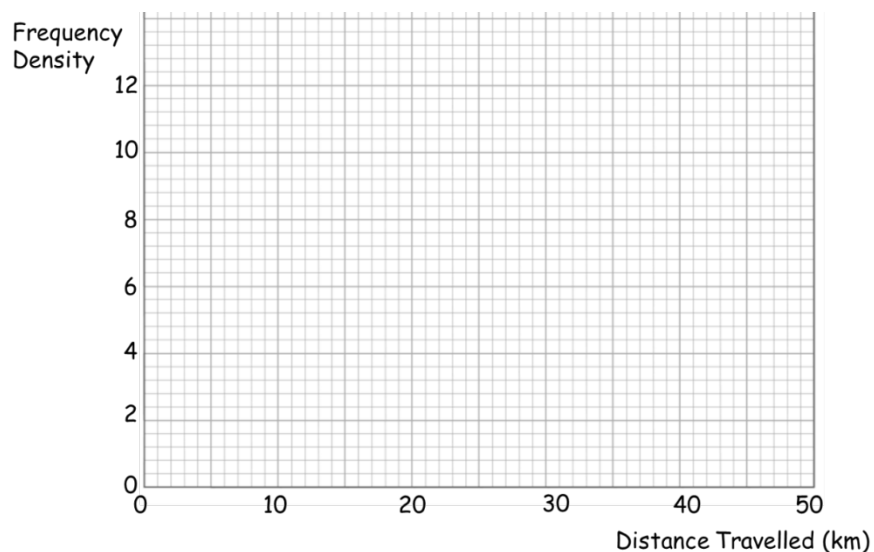
1. Money Spent in a clothes shop.

Money Spent (£)	Frequency	Frequency Density
$0 \leq \text{£} < 20$	40	
$20 \leq \text{£} < 30$	50	
$30 \leq \text{£} < 40$	55	
$40 \leq \text{£} < 50$	40	
$50 \leq \text{£} < 100$	50	



2. Kilometres travelled by bike.

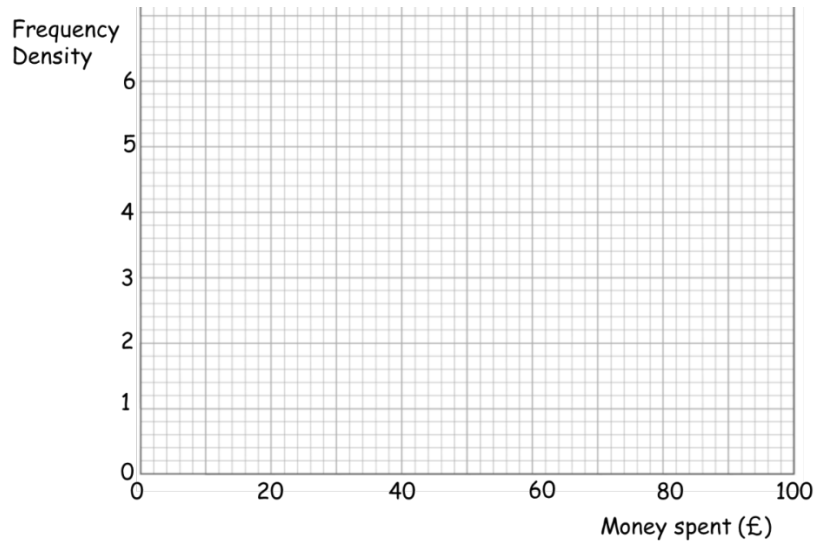
Distance Travelled (km)	Frequency	Frequency Density
$0 \leq x < 5$	55	
$5 \leq x < 10$	45	
$10 \leq x < 15$	30	
$15 \leq x < 30$	30	
$30 \leq x < 50$	25	



Drawing Histograms

1. Money Spent in a clothes shop.

Money Spent (£)	Frequency	Frequency Density
$0 \leq \text{£} < 20$	40	
$20 \leq \text{£} < 30$	50	
$30 \leq \text{£} < 40$	55	
$40 \leq \text{£} < 50$	40	
$50 \leq \text{£} < 100$	50	



2. Kilometres travelled by bike.

Distance Travelled (km)	Frequency	Frequency Density
$0 \leq x < 5$	55	
$5 \leq x < 10$	45	
$10 \leq x < 15$	30	
$15 \leq x < 30$	30	
$30 \leq x < 50$	25	

