




Wc 11th May	Maths	English	Expressive Art and Design	Understanding the world and Physical Development.
	<p>RM Easimaths - https://www.rmeasimaths.com/ 20 mins per day - see log in card</p> <p>Watch the numberblocks episode and complete the activity.</p> <p>https://www.bbc.co.uk/iplayer/episode/b08pgvmb/numberblocks-series-2-eight</p> <p>What is 1 more and 1 less than 8? What do you know about the number 8? (octopus 8 legs, octagon, 8 sides) How many ways can you make 8? 7+1= 6+2=</p> <p>https://www.youtube.com/watch?v=6QdwB7ZCyMA</p>	<p>Have a look at 'furry phonics' Look for new sounds e.g. ee, oo, ai, oa. https://www.youtube.com/watch?v=hKoJrVBXQsg</p> <p>Have a look a phonics play. Sign up for free. https://new.phonicsplay.co.uk/</p> <p>What is your favourite story? Draw a character from it and write about why you like it.</p> <p>E.g.</p>  <p>His eyes are orange. His tongue is black</p> <p>Practise your handwriting and letter formation.</p> <p>Practise your ascenders d t h b Try to write them on a line.</p> 	<p>http://saucepankids.com/recipe/saucepan-kids-flapjacks/</p> <p>175g Butter 75g Brown Sugar 300g Oats 2 tbsp Golden Syrup Couple drops of almond essence</p> <p>Pre-heat oven to 160 C (320 F) Melt the all ingredients (except the oats) in a heavy based saucepan over a low to moderate heat. Remove from the heat & add the oats into the saucepan. Mix really well. Cover a medium sized baking tray with parchment baking paper and place mixture into the tray. Press the mixture into the tray with the back of a spoon. Bake in oven for about 25 minutes After removing from the oven, leave to cool for about 5 minutes before cutting into squares Leave in the tray till fully cool..</p>	<p>Can you make a den? What materials did you use for you den? Why? How did you make it? Can you read a story inside it?</p>  <p>Send photos of your work to urrteacher@unity.fcat.org.uk</p> <p>Or on Twitter @ReceptionUnity</p> <p>Or upload to EExAT</p>