

WC:
6th
July

Complete daily
Maths activities on
**White Rose Home
Learning**

<https://whiterosemaths.com/homelearning/year-1/>
Summer Term
Week 11

Monday -
Find a half

Tuesday -
Find a half

Wednesday -
Find a quarter

Thursday -
Find a quarter

Friday -
Challenge

Watch the video
and answer the
questions in your
work book.

RM Easimaths
30 mins x 5

Story: The Gruffalo

Monday:

Using scrap paper or a notebook while listening to the story or reading it note down or highlight the adjectives you notice. After this make a mind map of all the adjectives you can think of to describe the Gruffalo and write them around your mind map - keep this for tomorrow. 🐼

Tuesday:

Write a character description of the Gruffalo (picture attached). Make sure you include enough detail! Wow us with your language! 🐼 👍 🐼

Wednesday:

Why do you think the animals were scared of the mouse when he walked back through the forest with the gruffalo? Why did the mouse do that?

Thursday:

Imagine you are the owl in the story - write a recount of what you saw today when the mouse walked back with the Gruffalo. *What did you see? How did you feel? Why did you feel that way?* 🐼 🐼 🐼

Friday:

Continue and finish recount or Lexia 45min.



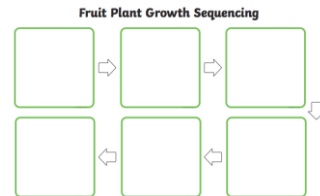
Plants:

Complete the sequence activity of how to grow your own plant.

Think about each stage and which came first, next and last.

Link:

<https://www.twinkl.co.uk/resource/t-t-10560-plant-growth-sequencing-activity>



The UK:

Design and create a poster all about the UK for visitors to the UK.

Think about what all the different parts of the UK offer, can you incorporate a bit about each country in your poster.



Twitter:

@unityphase1

Email:

yr1teacher@unity.fcat.org.uk

Sculpture:

Design and create a sculpture of your own. Think about all the different things you have been learning about in lockdown (Titanic, plants, first flight, the UK, Nature)

Can you make a sculpture/3D piece of art about one of these topics.

Think about:

- What is your sculpture going to be based on?
- Will you build your own boat like the titanic?
- Make a red bus like in London?
- Or Maybe a sculpture of a plant?

Year
1

Outdoor Activity:
Mission X

PSHE:

WC:
6th
July

Challenge 4:
HIIT the Space Gym

Mission:

Let's HIIT the space gym and get ready to sweat! To keep those hearts and lungs healthy, you will perform a series of high-intensity interval training (HIIT) exercises in the following order: squats, commander crunches, bear crawls, pilot planks, and crab walks. Complete each activity for 30 seconds, with 15 seconds of rest in between. Complete the whole circuit twice (or three times if you're brave).

Here is a link for more information.

https://www.esa.int/Education/Expedition_Home/Challenge_4_HIIT_the_space_gym



Wellbeing Wednesday
Mental Health SuperHeroes - Superhero: Agent Grateful

Today we are going to learn how to be happy, by discovering all the things we are grateful for, just like Agent Grateful. She is able to store these happy memories in her mind and recall them any time that she feels sad.

Use the leaf template or make one of your own. Write down 1 thing you are grateful for. Take a piece of string and tie it to your leaf. Create a gratitude tree by hanging your leaves from a branch or noticeboard.

Any time you are feeling sad, sit and read some of your leaves. It takes time and practice to learn this skill, so let's do this every day.

Complete leaf activity and journal sheet.

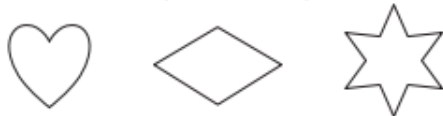


Find a half (1)

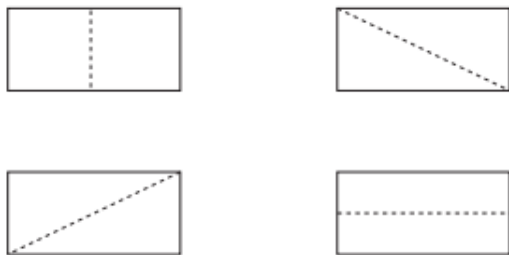
- 1 Tick the cake that is cut in half.



- 2 Draw a line to split each shape in half.



- 3 Colour half of each rectangle.



- 4 Show one half in three different ways.



- 5 Tick the shapes that show one half.



- 6 Match the halves to make a whole.



Find a half (2)

- 1 a) Circle half of the pencils.



- b) Complete the sentence.

Half of 6 is

- 2 Colour half of each group.



Did you do it the same way as your partner?



- 3 How many counters are there in each group?


Find half of each group.

- a)



Half of is

- b)



Half of is

- c)



is half of

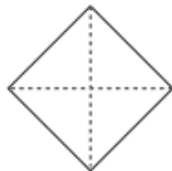
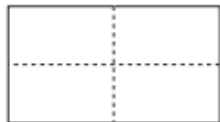
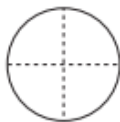
- 4 Complete the sentence.

7 is half of



Find a quarter (1)

1 Colour a quarter of each shape.



2 Show a quarter in four different ways.



3 Kim wants to show a quarter.



None of these show quarters.



Do you agree with Kim? _____

Talk about your answer.

4 Tick the shapes that show one quarter.



Find a quarter (2)

1 Circle a quarter of each group.

a)

A quarter of 4 is

b)

A quarter of 12 is

c)

A quarter of 20 is 

2 Complete the sentences.

a) Half of 12 is A quarter of 12 is b) Half of 16 is A quarter of 16 is c) Half of 8 is A quarter of 8 is

What do you notice?

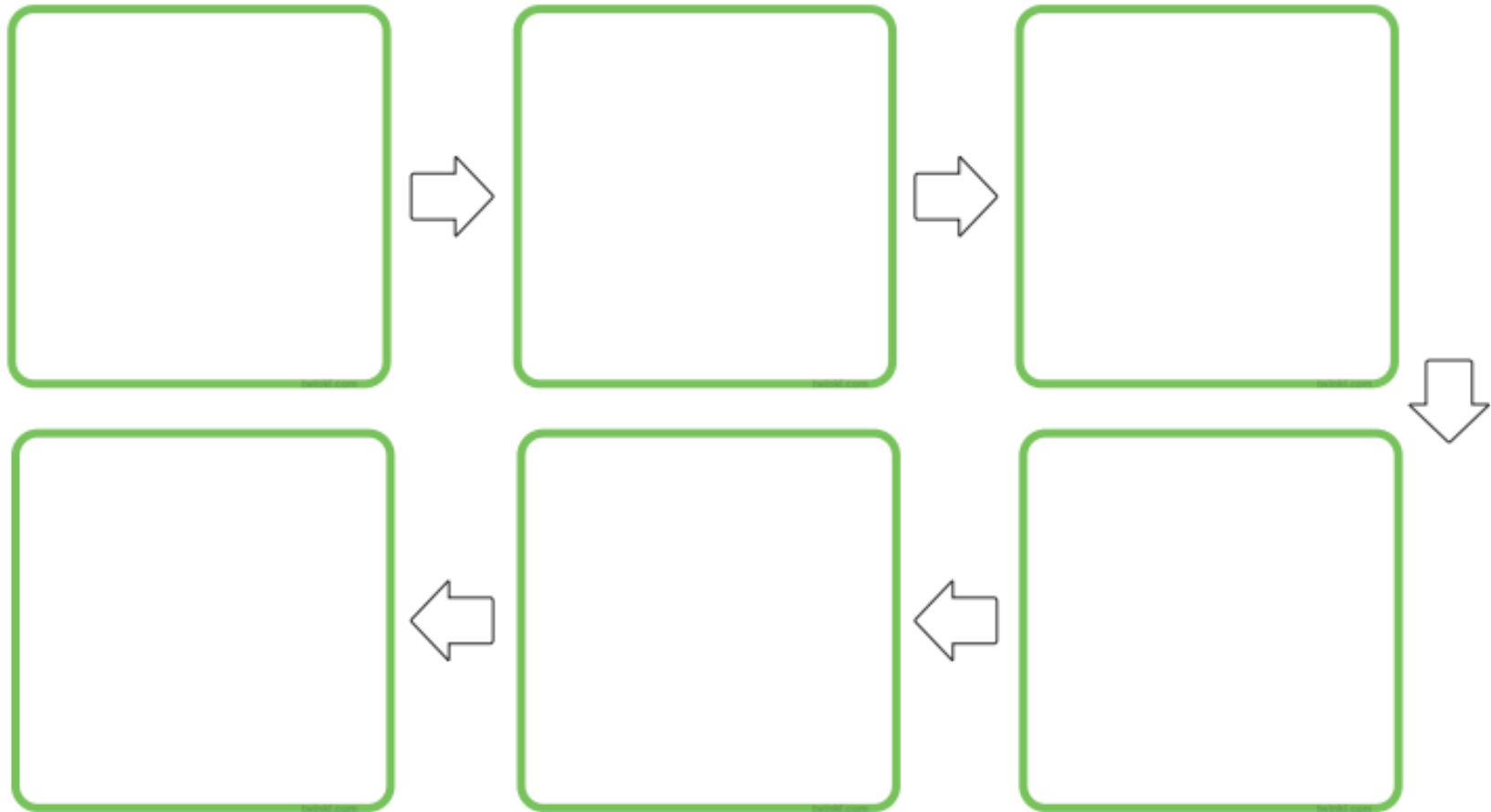
3 A quarter is 6



What is the whole?

The whole is 

Fruit Plant Growth Sequencing



Science
Sequencing Activity



Fill the plant pot
with soil.



Plant the seeds
into the soil.



Using a watering can,
water the seeds.



The seeds begin to
sprout and grow.



The plant grows and
begins to flower.



Fruit then grows
on the plant

Geography

Visit the UK Poster

Visit the

UK!

Literacy
Gruffalo Description

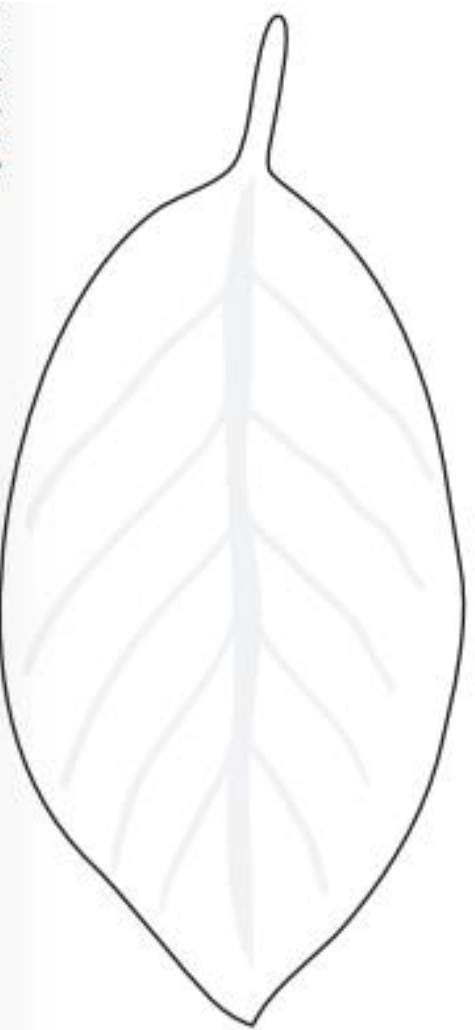
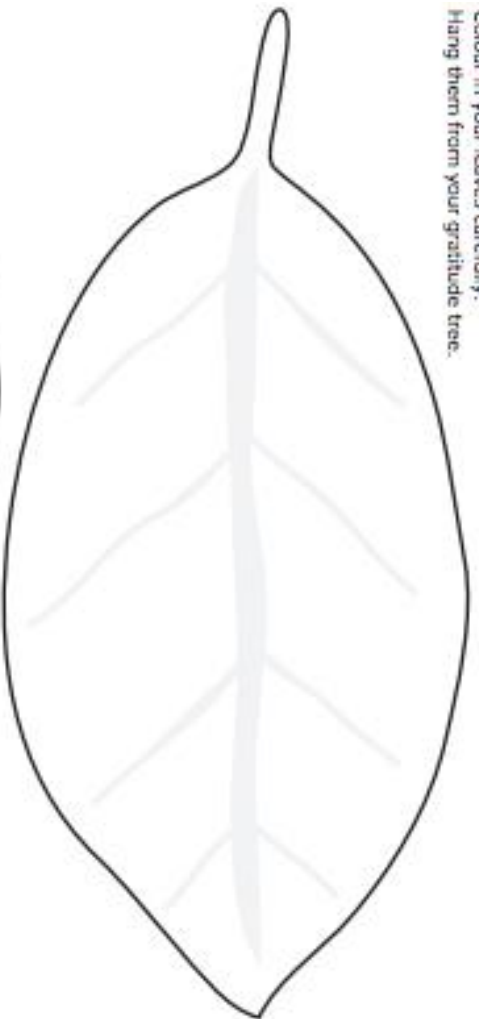


PSHE
Cyber Sense
Activity

Write down something you are grateful for.

Colour in your leaves carefully.

Hang them from your gratitude tree.





Agent

Grateful
#WELLBEINGMINDSPACE



LIST FIVE THINGS THAT YOU ARE GRATEFUL FOR TODAY.

-
-

-
-

BEFORE YOU GO TO
SLEEP AT NIGHT,
TRY USING THIS
POWER IN YOUR HEAD.

THINK OF A GOOD MEMORY YOU HAVE.
WHAT WORDS DESCRIBE HOW
THIS MEMORY MAKES YOU FEEL?

