




	Maths	English	Science (2 week plan)	DT (2 week plan)	History	Geography and Art
Week 1	<p>TT Rockstars 20 minutes x5</p> <p>Practice times tables</p>	<p>Lexia - 30 mins x 5</p> <p>Or</p> <p>IDL 30 mins x5</p> <p>Read Midsummer Night's Dream (a bit every day)</p> <p>Picture inference with questions to answer</p>	<p>Activity 1 Create a timeline to show the stages of the growth of humans in your family.</p> <p>Activity 2: Create a life cycle of 3 different living things from the animal groups of mammals, amphibians, insects, birds and reptiles.</p>	<p>Project:</p> <p>Create a marble maze</p>  <p>You will need: Cardboard (cereals boxes will be fine)</p> <p>Activity 1: Design your own labyrinth (research examples)</p> <p>Activity 2: Write your own instructions of how to make a labyrinth (this can be written up in your book).</p> <p>Activity 3: Make your maze!</p>	<p>Create your own mythical creature, using line, tone and shade in your drawing.</p> 	<p>Design a poster to inform somebody about the Arctic circle.</p> <p>Think about: Weather Animals living there Location – where are they? Do you know any explorers that visited these places?</p>

Useful links

<https://www.rmeasimaths.com/>

<https://ttrockstars.com/>

<https://appuk.idlsgroup.com/#/login>

	Maths	English	Science (2 week plan)	DT (2 week plan)	History and Art	Geography
Week 2	<p>TT Rockstars 20 minutes x5</p> <p>Work through maths activity booklet throughout the week</p>	<p>Lexia - 30 mins x 5</p> <p>Or</p> <p>IDL 30 mins x5</p> <p>Ancient Greek comprehension – Medusa's Head</p> <p>Read Midsummer Night's Dream (a bit every day)</p> <p>Write a story about your maze that you are making in D.T.</p> <p>What would you do? Are there any traps? Monsters? Heroes?</p> <p>Use your 5 senses to describe your maze and adjectives to describe the atmosphere.</p>	<p>Activity 3: Create a paper helicopter seed and watch it fall to represent the sycamore seeds and how new sycamore trees grow.</p>	<p>Project: Create a marble maze</p>  <p>You will need: Cardboard (cereals boxes will be fine)</p> <p>Activity 1: Design your own labyrinth (research examples)</p> <p>Activity 2: Write your own instructions of how to make a labyrinth (this can be written up in your book)</p> <p>Activity 3: Make your maze!</p>	<p>Create your own mythical creature, using line, tone and shade in your drawing.</p>	<p>Design a poster to inform somebody about the ANTARCTIC circle.</p> <p>Think about: Weather Animals living there Location – where are they? Do you know any explorers that visited these places?</p>

Useful links

<https://www.rmeasimaths.com/>

<https://ttrockstars.com/>

<https://appuk.idlsgroup.com/#/login>