





## Week 1 Music CHALLENGES

Theory Challenge	Listening Challenge	Performing Challenge	Composing Challenge	Bonus Challenge
<p>Click on the link below and complete the lesson on musical notes.  <a href="https://www.musictechteacher.com/music_learning_theory/music_treble_clef_lines_and_spaces.htm">https://www.musictechteacher.com/music_learning_theory/music_treble_clef_lines_and_spaces.htm</a></p> <p>You will need to use internet explorer and make sure you have flash player of your computer.</p> <p>Can you find a way to learn the notes of the staff?</p> <p>Draw the 5 lines of the staff and put in the following notes.                      Eg Every Green Bogey Deserves Flicking.                      Post it in Google Classrooms</p> <p>Can you find these notes on your virtual keyboard?</p> <p><b>Already a pro?</b>                      Look at one of your graded pieces and look for patterns in the musical notes.                      What is the structure of the piece of music?</p>	<p>Listen to some songs by the band Queen.                      Write down the names of the songs you have listen to and which ones you like the most.                      What do you like about them?                      Write down 5 musical facts about the song you like the best.</p> <p>What can you say about the:                      Instruments heard                      Tempo                      Texture                      Voices                      Special Effects</p>	<p>On your own instrument, keyboard or by downloading a virtual piano on your phone/tablet practice a piece by Queen from Youtube.</p> <p>Pick a song a Queen song of your choice and perform to a family member.</p>	<p>Create a simple melody.                      You can use the virtual keyboard to attempt to record your tune or can you work out how to click in the melody using the mouse.</p> <p>You should put the music on a loop so you can change the note lengths so it matched the rhythm of the song.</p>	<p>Create your own performance/music video of Bohemian Rhapsody.</p> <p>You can use the backing track below from you tube to sing along.  <a href="https://www.youtube.com/watch?v=9Lxm0iSnKNc">https://www.youtube.com/watch?v=9Lxm0iSnKNc</a></p> <p>Try to make your own version of the song with new words. Use the sheet attached to write your new words in the box on the right.</p> <p>You can pick one of the topics above but may wish to create an educational version which encourages people to wash their hands! Keep safe! Look after each other!</p> <p>If you are in touch with your friends you may wish to create a version using your mobile phones as a group! How can you use technology to make a band together?</p>

## Week 2 Music CHALLENGES

Theory Challenge	Listening Challenge	Performing Challenge	Composing Challenge	Bonus Challenge
<p>Watch the video on the notes on the Treble Clef Stave</p> <p><a href="https://www.musicteachers.co.uk/ezone/page?id=16">https://www.musicteachers.co.uk/ezone/page?id=16</a></p> <p>Take the quiz to test your knowledge.</p> <p>Then click on the link below and attempt the name the note game.</p> <p>How many notes can you name in 60 seconds!</p> <p><a href="https://www.musicteachers.co.uk/ezone/page?id=30">https://www.musicteachers.co.uk/ezone/page?id=30</a></p> <p>Take a picture of your high score and attach it to google classrooms.</p> <p style="text-align: center;"><b>Are you the Ultimate Note Champion?</b></p> <p>Can you beat 300 points?</p> <p><b>Lines</b></p>  <p style="text-align: center;">E G B D F</p> <div style="border: 1px solid black; padding: 2px; text-align: center;">             Every Green BogeV Deserves Flicking         </div> <p><b>Spaces</b></p>  <p style="text-align: center;">F A C E</p>	<p>Listen to the music using the links below.</p> <p>What do the 4 pieces have in common?</p> <p><a href="https://www.youtube.com/watch?v=2gG9YSaf4Mg">https://www.youtube.com/watch?v=2gG9YSaf4Mg</a></p> <p><a href="https://www.youtube.com/watch?v=eBpYgpF1bqQ">https://www.youtube.com/watch?v=eBpYgpF1bqQ</a></p> <p><a href="https://www.youtube.com/watch?v=LKYPYj2XX80">https://www.youtube.com/watch?v=LKYPYj2XX80</a></p> <p><a href="https://www.youtube.com/watch?v=ovdm2yX4MA">https://www.youtube.com/watch?v=ovdm2yX4MA</a></p> <p>Type you answer on Google Classrooms.</p> <p>Describe the tempo and instruments.</p> <p>What style of music can you hear?</p>	<p>For the next couple of weeks you are going to have a go at creating a DJ set.</p> <p>Watch the YouTube tutorial using the link below</p> <p><a href="https://www.youtube.com/watch?v=e6OWOw6C0mY">https://www.youtube.com/watch?v=e6OWOw6C0mY</a></p> <p style="text-align: center;">Go to <a href="https://you.dj/">https://you.dj/</a> and try out some DJ skills</p> <p style="text-align: center;">Can you....</p> <ol style="list-style-type: none"> <li>1) Find 3 songs that make a good DJ set</li> <li>2) Can you move smoothly from one song to another using the faders</li> <li>3) Can you try to use any FX to develop your performance</li> </ol> <p>Keep practicing and you could entertain your family on Saturday Night!</p>	<p>Using VIP studio can you record in one of the pieces you have been learning to play last week.</p> <p style="text-align: center;">You can use the virtual keyboard to attempt to record your tune or can you work out how to click in the melody using the mouse.</p> <p>You should put the music on a loop so you can change the note lengths so it matched the rhythm of the song.</p>	<p>Create your DJ Name</p> <p>Plan your first 30 minute DJ set.</p> <p>You have 30 minutes to impress the crowd with the best tunes you can find.</p> <p>What would be your ultimate DJ set?</p> <p>Write your set list on Google Classrooms</p>

## Week 3 Music CHALLENGES

Theory Challenge	Listening Challenge	Performing Challenge	Composing Challenge	Bonus Challenge
<p>Watch the video on the notes on the Treble Clef Stave</p> <p><a href="https://www.musicteachers.co.uk/ezone/page?id=16">https://www.musicteachers.co.uk/ezone/page?id=16</a></p> <p>Take the quiz to test your knowledge.</p> <p>Then click on the link below and attempt the name the note game.</p> <p>How many notes can you name in 60 seconds!</p> <p><a href="https://www.musicteachers.co.uk/ezone/page?id=30">https://www.musicteachers.co.uk/ezone/page?id=30</a></p> <p>Take a picture of your high score and attach it to google classrooms.</p> <p style="text-align: center;"><b>Are you the Ultimate Note Champion?</b></p> <p>Can you beat 300 points?</p> <p><b>Lines</b></p>  <p style="text-align: center;">E G B D F</p> <div style="border: 1px solid black; padding: 2px; width: fit-content; margin: 5px auto;"> <p>Ever Green Bogevo Deserves Flicking</p> </div> <p><b>Spaces</b></p>  <p style="text-align: center;">F A C E</p>	<p>Listen to the music using the links below.</p> <p><a href="https://www.youtube.com/watch?v=RuBLTypK9zo">https://www.youtube.com/watch?v=RuBLTypK9zo</a></p> <p>Answer the questions.</p> <ol style="list-style-type: none"> <li>1) What is the name for this kind of music-making?</li> <li>2) How is the DJ making that 'wiki wiki' sound?</li> <li>3) What is he doing with his other hand?</li> <li>4) Where is the backing rhythm coming from when he is scratching on the right hand platter?</li> </ol> <p>Check out some videos of other DJs on You Tube. One to watch!!! DJ K Swiss is the 5x DJ champion at the age of 14</p> <p>Type your answers here on classroom or SMHK</p>	<p>Continue to work on creating a DJ set.</p> <p>Watch the YouTube tutorial using the link below</p> <p><a href="https://www.youtube.com/watch?v=e6OWOw6C0mY">https://www.youtube.com/watch?v=e6OWOw6C0mY</a></p> <p style="text-align: center;">Go to <a href="https://you.dj/">https://you.dj/</a> and try out some DJ skills</p> <p style="text-align: center;">Can you....</p> <ol style="list-style-type: none"> <li>4) Find 3 songs that make a good DJ set</li> <li>5) Can you move smoothly from one song to another using the faders</li> <li>6) Can you try to use any FX to develop your performance</li> </ol> <p>Keep practicing and you could entertain your family on Saturday Night!</p>	<p>Can you create a beat boxing piece of music?</p> <p>What sounds can you make with your mouth?</p> <p>Think about the parts of your body that can you can use to make percussion sound.</p> <p>Can you create different rhythms?</p> <p>Have fun with your siblings to create layers of rhythms.</p>	<p>Using internet explorer record your best scratch</p> <p>Check out the apps below.</p> <p><a href="http://www.djgames.net/play/23/dj-scratch-simulator.html">http://www.djgames.net/play/23/dj-scratch-simulator.html</a></p> <p><a href="http://www.fundjstuff.com/post/253/dj-sheepwolf-mixer-5">http://www.fundjstuff.com/post/253/dj-sheepwolf-mixer-5</a></p> <p>Bonus points for getting into character!!!</p> <p>Or</p> <p>Research a Famous DJ and create a profile of them Upload it to google classroom</p>

