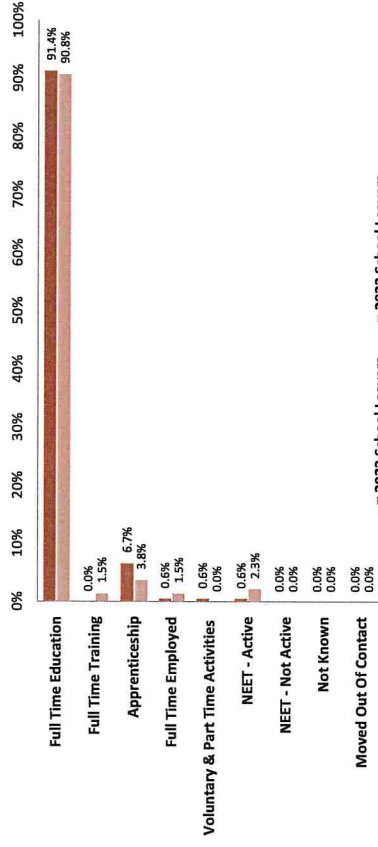
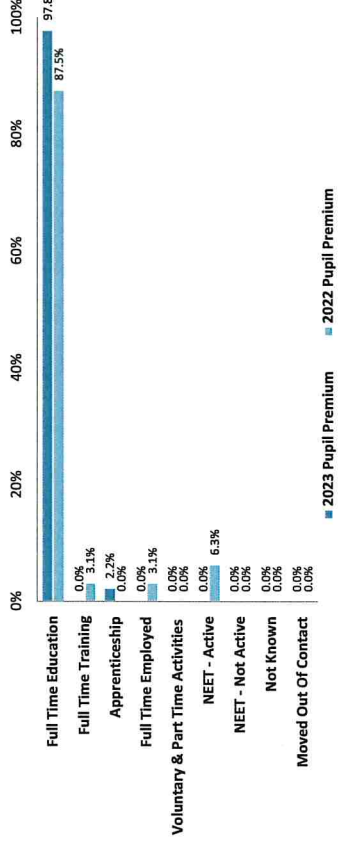


Unsworth Academy Activity Survey Report 2023


Destinations	2023 School Leavers	2023%	2022 School Leavers	2022%
Full Time Education	149	91.4%	119	90.8%
Full Time Training	0	0.0%	2	1.5%
Apprenticeship	11	6.7%	5	3.8%
Full Time Employed	1	0.6%	2	1.5%
Voluntary & Part Time Activities	1	0.6%	0	0.0%
NEET - Active	1	0.6%	3	2.3%
NEET - Not Active	0	0.0%	0	0.0%
Not Known	0	0.0%	0	0.0%
Moved Out Of Contact	0	0.0%	0	0.0%
EET	162	99.4%	128	97.7%
NEET	1	0.6%	3	2.3%
Total	163		131	



Pupil Premium Destinations	2023 Pupil Premium	2023%	2022 Pupil Premium	2022%
Full Time Education	44	97.8%	28	87.5%
Full Time Training	0	0.0%	1	3.1%
Apprenticeship	1	2.2%	0	0.0%
Full Time Employed	0	0.0%	1	3.1%
Voluntary & Part Time Activities	0	0.0%	0	0.0%
NEET - Active	0	0.0%	2	6.3%
NEET - Not Active	0	0.0%	0	0.0%
Not Known	0	0.0%	0	0.0%
Moved Out Of Contact	0	0.0%	0	0.0%
EET	45	100.0%	30	93.8%
NEET	0	0.0%	2	6.3%
Total	45		32	




NEET by Gender



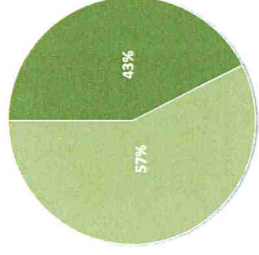
■ Male ■ Female

NEET by Ethnicity



■ White ■ Asian ■ Black ■ Mixed ■ No Information ■ Other

Qualification Split



■ A Level ■ Vocational