




Year Group: 2 **GROUP A**

Home Learning

Weekly activities 8.2.21

	MONDAY
Reading	 <p>Read for around 15 minutes per day. We will set 3 books a week on Bug Club. Remember to click on the bug icons so you answer all the questions about the book.</p> <p><a href="http://www.activelearnprimary.co.uk">www.activelearnprimary.co.uk</a></p>
Handwriting	<p>Practise your joined handwriting. Practise this join and set of words.</p> <p><b>CAPITALS</b></p> <p>A August B Billy C Canada D December E England</p> <p>Now practise writing names of people or places that you know that begin with letters A to E. Remember that capital letters don't join.</p> <p><b>Recommended time:</b> 10 minutes</p>

**Topic:** Apostrophes for omitted letters

Today we will be learning about apostrophes for omitted letters. This is when words are shortened and apostrophes are used to mark where letters have been removed e.g **he is** become **he's**. **This will help you with your phonics activities this week.**

First, watch video about omitted letters.

[Discovery Education Espresso - Using apostrophes to show where letters are missing in spelling](#)



Task 1: Complete task 1 on espresso

Task 2: Complete task 2 on espresso





Task 3: Complete the contractions worksheet.



**Recommended time:** 35-40 minutes

English

<p style="writing-mode: vertical-rl; transform: rotate(180deg);">Maths</p>	<p><u>Topic – Multiplication</u></p> <ol style="list-style-type: none"> <li>We will watch the video. <a href="https://vimeo.com/490421912">https://vimeo.com/490421912</a></li> </ol>  <ol style="list-style-type: none"> <li>Print and complete the worksheet <i>Maths Group A Thursday 10 times table</i></li> <li><a href="https://www.topmarks.co.uk/maths-games/hit-the-button">https://www.topmarks.co.uk/maths-games/hit-the-button</a> <b>Go to 10 times table</b></li> </ol>  <ol style="list-style-type: none"> <li>There is a challenge sheet on the same document as above. <b>Recommended time:</b> 30-40 minutes</li> </ol>
<p style="writing-mode: vertical-rl; transform: rotate(180deg);">Phonics</p>	<p><b>Focus – apostrophes for contractions</b></p> <ol style="list-style-type: none"> <li>Watch the video found here <a href="https://central.espresso.co.uk/espresso/primary_uk/subject/module/video/item743945/grade1/module735174/index.html">https://central.espresso.co.uk/espresso/primary_uk/subject/module/video/item743945/grade1/module735174/index.html</a></li> <li>Complete the ‘to do’ on Purple Mash entitled ‘Phonics Apostrophes for contractions quiz’.</li> <li>Complete the activity on our website entitled ‘Phonics Group A Monday contractions activity’.</li> </ol> <p><b>Recommended time:</b> 15-20 minutes</p>
<p style="writing-mode: vertical-rl; transform: rotate(180deg);">Topic -</p>	<p><b>Computing: Purple Mash - 2Paint A Picture</b></p> <p>In Year 2 this term we will be learning about People of the Past, including different artists and different styles of art.</p> <p>This week’s focus is combining the skills we have learnt this half term.</p> <ol style="list-style-type: none"> <li>1)Read through the attached PDF which will guide you through the learning.</li> <li>2)Create your own piece of art using 2 Paint A Picture.</li> <li>3) Remember to save your work so your teachers can comment and enjoy your work.</li> </ol> <p><b>Recommended time:</b> 30-40 minutes</p>

TUESDAY

Reading



Read for around 15 minutes per day. We will set 3 books a week on Bug Club. Remember to click on the bug icons so you answer all the questions about the book. [www.activelearnprimary.co.uk](http://www.activelearnprimary.co.uk)

Handwriting

Practise your joined handwriting.

F Friday

G Gail

H Henry

I India

J January

Now practise writing names of people or places that you know that begin with letters F to J. Remember that capital letters don't join.

**Recommended time:** 10 minutes

Topic: Poetry – The Sound Collector

Today we will be reading to a poem called The Sound Collector and looking in more detail at the features of this poem.

[The Sound Collector by Roger McGough on Vimeo](#)



Task 1: Complete the rhyming activity on espresso.

[Discovery Education Espresso - Rhyming words: s](#)

Task 2: Complete the 'features of a poem' worksheet.

English

Can I identify the features of a poem?

**The Sound Collector – by Roger McGough**

A stranger called this morning  
Dressed all in black and gray  
But every word into a bag  
And carried it away

The whirring of the spritz  
The turning of the lock  
The purring of the kitten  
The ticking of the clock

The popping of the toaster  
The crunching of the fishes  
When you opened the newspapers  
The scraping noise it makes

The hissing of the frying pan  
The locking of the grill  
The bubbling of the bathbub  
As it starts to fill

The clattering of the handbags  
On the window pane  
When you're in the washing up  
The gurgle of the drain

The crying of the baby  
The squeaking of the chair  
The rustling of the curtain  
The creaking of the door

A stranger called this morning  
He didn't leave his nose  
Left it only closed  
Life will never be the same

1. Underline the rhyming words in RED

2. Underline the \_\_\_\_\_ words in BLUE

3. How many verses does this poem have?

4. How many lines are there in each verse?

Task 3 (challenge) - Complete the reading comprehension for The Sound Collector.

The Sound Collector – Comprehension Questions





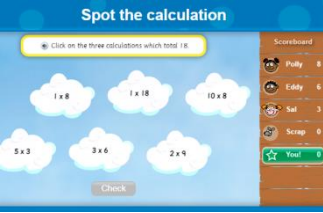
1. Who is the sound collector?

\_\_\_\_\_

2. Where did the sound collector put the sounds?

\_\_\_\_\_

**Recommended time:** 35-40 minutes

<b>Maths</b>	<p><b>Topic – Multiplication</b></p> <p>In the live lesson we will recap strategies for learning the 2, 5 and 10 times tables. There are some song and activities here:  <a href="https://www.bbc.co.uk/bitesize/topics/zqbg87h/articles/zq3rk2p">https://www.bbc.co.uk/bitesize/topics/zqbg87h/articles/zq3rk2p</a>  <a href="https://www.bbc.co.uk/bitesize/topics/zqbg87h/articles/zw8qxfr">https://www.bbc.co.uk/bitesize/topics/zqbg87h/articles/zw8qxfr</a>  <a href="https://www.bbc.co.uk/bitesize/topics/zqbg87h/articles/zc7ygdms">https://www.bbc.co.uk/bitesize/topics/zqbg87h/articles/zc7ygdms</a></p> <p>We have a choice of tasks.</p> <ul style="list-style-type: none"> <li> Maths Group A Tuesday Option 2 Worksheet for x2 x5 x10</li> <li> Maths Group A Tuesday Option 1 -multiplication-matching-puzzle</li> <li> Maths Group A Tuesday Option 3 snakes-and-ladders-with-2-5-and-10-times-tables-board-game Just print page 1</li> </ul> <p>A challenge sheet:</p> <ul style="list-style-type: none"> <li> Maths Group A Tuesday CHALLENGE 2-3-5-and-10-times-tables-missing-numbers-activity-sheet</li> </ul> <p>Challenge online game  <a href="https://central.espresso.co.uk/espresso/primary_uk/subject/module/activity/item790440/grade1/module784709/index.html">https://central.espresso.co.uk/espresso/primary_uk/subject/module/activity/item790440/grade1/module784709/index.html</a></p>  <p style="text-align: center;"><b>Recommended time:</b> 30-40 minutes</p>
<b>Phonics</b>	<p><b>Focus – apostrophes for contractions</b></p> <ol style="list-style-type: none"> <li>Complete ‘The Apostrophe with the Big Appetite’ activity found here  <a href="https://www.spellingplay.co.uk/planning-and-resources/year-2/apostrophes/the-apostrophe-with-the-big-appetite">https://www.spellingplay.co.uk/planning-and-resources/year-2/apostrophes/the-apostrophe-with-the-big-appetite</a></li> <li>Complete the activity on our website entitled ‘Phonics Group A Tuesday contractions activity’. Remember to follow the instructions – for each word look at it, say it, cover it, write it and finally check your spelling of it.</li> <li>Complete the ‘Apostrophe Matching’ activity found here <a href="https://www.spellingplay.co.uk/planning-and-resources/year-2/apostrophes/apostrophe-matching">https://www.spellingplay.co.uk/planning-and-resources/year-2/apostrophes/apostrophe-matching</a></li> </ol> <p style="text-align: center;"><b>Recommended time:</b> 15-20 minutes</p>
<b>Topic</b>	<p><b>SAFER INTERNET DAY – ‘An Internet We Can Trust’</b></p> <p>Task 1: Read through the PowerPoint.</p> <p>Task 2: Choose one of the following tasks to complete:</p> <ol style="list-style-type: none"> <li><b>Wall of Fame</b>        Take photos or draw pictures of adults who look after you at home, and any other ‘trusted adults’ including teachers, and support staff, to create a ‘Wall of Fame’ display, demonstrating who you could go to when you need help with anything online.</li> <li><b>Top Tips</b>        Create a ‘Top Tips for Searching Online’ poster using Wise Owl’s advice from the story or could you put Wise Owl’s advice in to a song or poem, and record this to create a video. You could also write an email to Wise Owl and send it to your class teacher. <b>Recommended time:</b> 30-40 minutes</li> </ol>

# WEDNESDAY

Reading



Read for around 15 minutes per day. We will set 3 books a week on Bug Club. Remember to click on the bug icons so you answer all the questions about the book.

[www.activelearnprimary.co.uk](http://www.activelearnprimary.co.uk)

Handwriting

Practise your joined handwriting.

K Kevin  
L London  
M Monday  
N Nigeria  
O October

Now practise writing names of people or places that you know that begin with letters K to O. Remember that capital letters don't join.

**Recommended time:** 10 minutes

English

Topic: Poetry – The Sound Collector

Today we will be reading The Sound Collector again and discussing the use of onomatopoeia in the poem.

Task 1: What sounds can you hear in the poem? Listen to the poem again or use the hard copy to help you find the sounds and write them in your sound collecting bag. Remember to write neatly and leave space for other words as you may add more ideas to this bag as the week goes on.





Task 2: Complete the onomatopoeia sheet. You have the answer sheet so don't peek but do check your ideas afterwards. Which ones did you get? Were there any you didn't think of?

### Onomatopoeia

Read the description below and write an onomatopoeia for each one.

getting a paper cut	
door slamming	
a fire engine	
sneezing	
cow on a farm	
kids playing games	

**Recommended time:** 35-40 minutes

Maths	<p><b>Topic- Multiplication</b></p> <p>In the live lesson we will look at solving word problems using the 2,5 and 10 times tables. After the lesson – choose your level or start at one chilli and see how you get on.</p> <p> <a href="#">Maths Group A Wednesday Mixed multiplication word problems 1 chilli</a></p> <p> <a href="#">Maths Group A Wednesday word problems 2 chilli</a></p> <p><b>Recommended time:</b> 30-40 minutes</p>
Phonics	<p><b>Focus – homophones</b></p> <ol style="list-style-type: none"> <li>1. Watch the video found here <a href="https://central.espresso.co.uk/espresso/primary_uk/subject/module/video/item743937/grade1/module735174/index.html?source=search-all-all-all-all&amp;source-keywords=homophones">https://central.espresso.co.uk/espresso/primary_uk/subject/module/video/item743937/grade1/module735174/index.html?source=search-all-all-all-all&amp;source-keywords=homophones</a></li> <li>2. Complete the ‘Homophones quiz’ found here <a href="https://central.espresso.co.uk/espresso/primary_uk/subject/module/activity/item740369/grade1/module735174/index.html">https://central.espresso.co.uk/espresso/primary_uk/subject/module/activity/item740369/grade1/module735174/index.html</a></li> <li>3. Complete the activity on our website entitled ‘Phonics Group A Wednesday homophones activity’</li> </ol> <p><b>Recommended time:</b> 15-20 minutes</p>
Topic	<p><b>PE</b></p> <p>Task 1: Join in with the Cosmic Yoga – watch out for Sonic! <a href="#">Sonic The Hedgehog   A Cosmic Kids Yoga Adventure! - YouTube</a></p> <p>Task 2: Join in with the Cosmic Yoga – watch out for the T-Rex! <a href="#">Tiny the T-Rex   A Cosmic Kids Yoga Adventure! - YouTube</a></p> <p><b>Recommended time:</b> 50-60 minutes</p>

THURSDAY

Reading



Read for around 15 minutes per day. We will set 3 books a week on Bug Club. Remember to click on the bug icons so you answer all the questions about the book.

[www.activelearnprimary.co.uk](http://www.activelearnprimary.co.uk)

Handwriting

Practise your joined handwriting.

P Peter  
Q Quentin  
R Rita  
S Saturday  
T Tuesday

Now practise writing names of people or places that you know that begin with letters P to T. Remember that capital letters don't join.


**Recommended time:** 10 minutes

English

Topic: Poetry – The Sound Collector

Today We will listen to the poem again. See if you can join in a little with the words as you listen. In the lesson, we will be thinking about the sounds we might hear around Valley and then using these to write our own 'Sound Collector' poems.

Task 1: Use the ideas discussed in the lesson to add more 'ing words' to your sound collector bag. Think about the sounds that can be heard around the school. Use the ideas bank to help you.



Task 2: Write your own sound collector poem using either template 1 or template 2 – which ever one suits you best.

Can I write a Sound Collector poem?



A stranger came to Valley School  
All dressed in black and grey  
Put every sound into a bag  
And carried it away

The \_\_\_\_\_ of the \_\_\_\_\_  
The \_\_\_\_\_ of the \_\_\_\_\_  
The \_\_\_\_\_ of the \_\_\_\_\_  
The \_\_\_\_\_ of the \_\_\_\_\_

By \_\_\_\_\_  
\_\_\_\_\_  
\_\_\_\_\_  
\_\_\_\_\_

**Recommended time:** 35-40 minutes



Maths	<p>Topic – Introduction to division</p>  <p><a href="https://vimeo.com/492603273">https://vimeo.com/492603273</a></p> <p>Print and complete the worksheets. If you need a challenge, it is in the same document.</p> <p> <a href="#">Maths Group A Thursday Equal groups by sharing + challenge</a></p> <p><b>Recommended time:</b> 30-40 minutes</p>
Phonics	<p><b>Focus – homophones</b></p> <ol style="list-style-type: none"> <li>1. Complete the activity on our website entitled 'Phonics Group A Thursday homophones activity'</li> <li>2. Complete the 'Homophones write the word' activity found here <a href="https://central.espresso.co.uk/espresso/primary_uk/subject/module/activity/item710552/grade1/module735174/index.html">https://central.espresso.co.uk/espresso/primary_uk/subject/module/activity/item710552/grade1/module735174/index.html</a></li> <li>3. Complete the homophones snap game here <a href="https://central.espresso.co.uk/espresso/primary_uk/subject/module/activity/item745218/grade1/module735174/index.html">https://central.espresso.co.uk/espresso/primary_uk/subject/module/activity/item745218/grade1/module735174/index.html</a></li> </ol> <p>Have some spare time? Visit the activities here... <a href="https://www.bbc.co.uk/bitesize/topics/zqhp2p/articles/zc84cw">https://www.bbc.co.uk/bitesize/topics/zqhp2p/articles/zc84cw</a></p> <p><b>Recommended time:</b> 15-20 minutes</p>

## RE - Judaism

### Can I explain why and how Rosh Hashanah is celebrated?

This video clip introduces how one family celebrates Rosh Hashanah. [Celebrating Rosh Hashanah - CBeebies - BBC](#)



During the topic input, the teacher will share a learning notebook with some information and some ideas to consider.

Can I explain why and how Rosh Hashanah is celebrated?

**Task 1:** Think about looking ahead into a new year.




What goal or target might you set yourself? What do you want to achieve? A new skill? What would you like to get better at?

Draw a picture in the thought bubble of what you would like to achieve or use plain paper. You could add some labels showing how you might do this.



### Challenge:

Using all of your learning about Judaism, try to order some of the things that God asks Jews to do from most to least important. Remember there are no right or wrong ideas and orders and it is just your thoughts from what you have learnt.

FRIDAY	
Reading	 <p>Read for around 15 minutes per day. We will set 3 books a week on Bug Club. Remember to click on the bug icons so you answer all the questions about the book.</p> <p><a href="http://www.activelearnprimary.co.uk">www.activelearnprimary.co.uk</a></p>
Handwriting	<p>Practise your joined handwriting.</p> <p>U <i>United Kingdom</i>  V <i>Valley</i>  W <i>Wednesday</i>  X <i>Xavier</i>  Y <i>Yan</i>  Z <i>Zach</i></p> <p>Now practise writing names of people or places that you know that begin with letters <u>U</u> to Z. Remember that capital letters don't join.</p> <p><b>Recommended time:</b> 10 minutes</p>
English	<p><b>Topic:</b> <b>Topic:</b> Poetry – Performance Day! Speaking and Listening Focus.</p> <p>Today is PERFORMANCE DAY! Bring your best reading voices to class for the final English lesson of the half term and get ready to share your poem (if you wish) and to listen nicely to the work of others.</p> <p><b>Recommended time:</b> No tasks today! Happy Half Term.</p>
Maths	<p>Topic – Introduction to division</p>  <p><a href="https://vimeo.com/492603899">https://vimeo.com/492603899</a></p> <p>Print and complete the worksheets. If you need a challenge, it is in the same document.</p> <p> Maths Group A Friday Equal groups by grouping + challenge</p> <p><b>Recommended time:</b> 30-40 minutes</p>
Phonics	<p><b>Focus – homophones there, their and they're</b></p> <ol style="list-style-type: none"> <li>1. Watch the online lesson and complete the quiz. They can be found here <a href="https://www.youtube.com/watch?v=GEgtjrAcRlo">https://www.youtube.com/watch?v=GEgtjrAcRlo</a></li> <li>2. Complete the activity on our website entitled 'Phonics Group A Friday homophones there, their and they're activity' <b>Recommended time:</b> 15-20 minutes</li> </ol>
Topic	<p><b>Music</b> Join the Teams lesson!</p> 