







Year Group: 2 **GROUP A**

Home Learning

Weekly activities 1.2.21

	MONDAY
Reading	 <p>Read for around 15 minutes per day. We will set 3 books a week on Bug Club. Remember to click on the bug icons so you answer all the questions about the book. <a href="http://www.activelearnprimary.co.uk">www.activelearnprimary.co.uk</a></p>
Handwriting	<p>Practise your joined handwriting. Practise this join and set of words.</p> <p>ff off coffee soft fluffy coffee toffee</p> <p><b>Recommended time:</b> 10 minutes</p>
English	<p><b>Topic:</b> Reading comprehension</p> <p>This week's lessons will centre on reading for meaning. We will be building on our decoding skills and developing our comprehension skills so we can answer a range of comprehension questions about a text. We will be breaking down our learning into 5 comprehension skills; understanding vocabulary, sequencing events, retrieval of facts, inferring meaning and finally predicting events. In today's lesson we will be focussing on our understanding of the vocabulary we read. We will meet our character 'Vocabulary Victor' and look at examples of vocabulary based questions. Have the example text at the ready for the lesson:</p>  <p>Task 1: Complete the 'Winter Fun' comprehension activity. Ask an adult to check your work and discuss any misunderstandings with you.</p> <div style="display: flex; justify-content: space-around;"> <div data-bbox="227 1470 690 1533" style="background-color: #c00000; color: white; padding: 5px; border-radius: 10px;"> <p><b>Improving Your Reading with Vocabulary Victor:</b> Winter Fun</p> </div> <div data-bbox="795 1449 1218 1501" style="background-color: #c00000; color: white; padding: 5px; border-radius: 10px;"> <p><b>Improving Your Reading with Vocabulary Victor:</b> Bunny Brown</p> </div> </div> <div style="display: flex; justify-content: space-around; margin-top: 10px;"> <div data-bbox="219 1543 698 1669" style="width: 45%;">  <p>"Where's Mother?" Meg and Bobby Blossom demanded the moment they opened the front door. It was the first question they always asked when they came home from school. Twaddles, their little brother, looked up at them serenely from the sofa cushion on which he sat cross-legged on the floor at the bottom of the stairs.</p> </div> <div data-bbox="787 1512 1226 1648" style="width: 45%;">  <p>"Bunny! Bunny! Wake up! It's time!" "Wha—what's matter?" sleepily mumbled little Bunny Brown, making his words all run together, like stringy, sticky toffee that has been out in the hot sun. "What's the matter, Sue?" Bunny asked, now that he had his eyes open. He looked over the side of his small bed to see his sister standing beside it. She had left her own little room and had run into her brother's.</p> </div> </div> <p>Task 2: Complete the 'Bunny Brown' comprehension activity. <b>Recommended time:</b> 35-40 minutes</p>

Topic **Multiplication**

Watch the video <https://vimeo.com/490420115>

1.

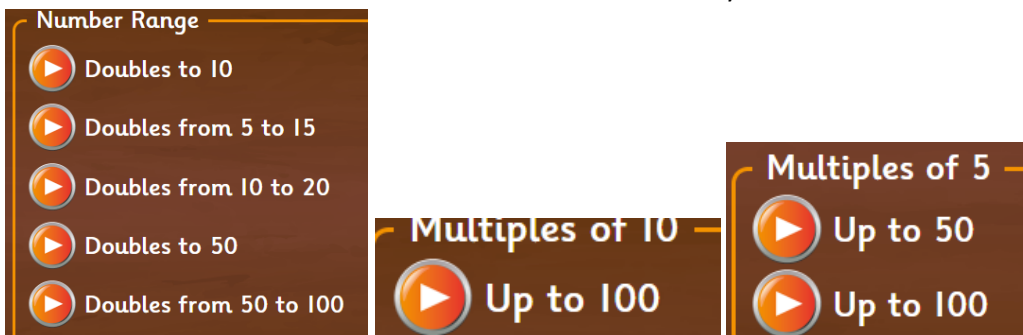


2. Print and complete the worksheet: **Maths Group A Monday Doubles**

3. <https://www.topmarks.co.uk/maths-games/hit-the-button>



Go to DOUBLES Choose your level



**Recommended time:** 30-40 minutes

Maths

**Focus this week: Looking at the endings el, le, al and il**

**Focus today: Words ending in 'el'**

**Learning point** – Use after the letters m, n, r, v and w

1. Watch the You Tube video on the endings. Link is here:  
<https://www.youtube.com/watch?v=vvNeBxVuXxl>
2. Complete the Purple Mash activity entitled 'Words ending in 'el' quiz'
3. Complete the activity saved on the website entitled 'Phonics Group A Monday el activity'. Remember to follow the instructions – for each word look at it, say it, cover it, write it and finally check your spelling of it.

**Recommended time:** 15-20 minutes

Phonics

**PSHE – Children’s Mental Health Week**

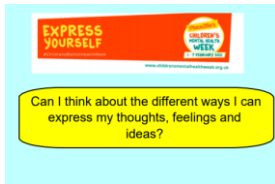


**Can I think about the different ways I can express my thoughts, feelings and ideas?**

Start by watching Mrs Appleton’s virtual assembly. She will ask you some questions and show you some videos to help you think of ideas along the way.

[https://rivermillprimaryschool-my.sharepoint.com/:v:/g/personal/jberry\\_valley\\_bromley\\_sch\\_uk/ESYz\\_ZEIz1JLptNfygQzYEAB1iXsWxf-ufegVS0hvr4FcA?e=b73blk](https://rivermillprimaryschool-my.sharepoint.com/:v:/g/personal/jberry_valley_bromley_sch_uk/ESYz_ZEIz1JLptNfygQzYEAB1iXsWxf-ufegVS0hvr4FcA?e=b73blk)

During the topic input, the teacher will share a notebook with the children to introduce some of the ideas from the assembly and show you some examples of the task.



**Task 1: ABC emotions – name a different emotion for each letter of the alphabet.**



**Task 2: Create a poster on how to be a good listener.**  
There are two examples in the PDF to look at for ideas.



**Throughout the rest of the week, dip into this menu of activities as part of Children’s Mental Health Week.**



**Recommended time:** 30-40 minutes

Topic – PSHE

TUESDAY

Reading



Read for around 15 minutes per day. We will set 3 books a week on Bug Club. Remember to click on the bug icons so you answer all the questions about the book.

[www.activelearnprimary.co.uk](http://www.activelearnprimary.co.uk)

Handwriting

Practise your joined handwriting. Write a sentence using some of these words.

ff off coffee soft fluffy coffee toffee

**Recommended time:** 10 minutes

**Topic:** Reading Comprehension

In today's lesson we will be focussing on being able to sequence and order events. We will meet our character 'Sequencing Suki' and look at examples of sequencing questions. Have the example text at the ready for the lesson:

Group A Tuesday lesson text example



Task 1: Complete the 'Beside the Seaside' comprehension activity. Ask an adult to check your work and discuss any misunderstandings with you.

English

**Improving Your Reading with Sequencing Suki:**  
Beside the Seaside



Mr Brown, who was the father of Bunny Brown and his sister Sue, was in the boat business in the seaside village of Bellemere. Mr Brown rented fishing, sailing and motor boats to those who wanted them. He had his office on the dock, which was built out into Sandport Bay.

"Oh, Mother! Do you think daddy will let us go to grandpa's farm?" asked Bunny, as he and his sister Sue walked along the street. They were on their way to their father's office, after getting a letter from Grandpa Brown.

"Please ask him to let us go," begged Sue.

Task 2: Complete the 'Lilly and the Tooth Fairy' comprehension activity.

**Improving Your Reading with Sequencing Suki:**  
Lilly and the Tooth Fairy



Tomorrow was the school trip to the chocolate factory and Lilly was trying to get to sleep. Her tooth was wobbly and she really wanted it to fall out. If it did, the tooth fairy could leave her some money to buy a scrumptious Choccy-Choc-Choc bar!

**Recommended time:** 35-40 minutes

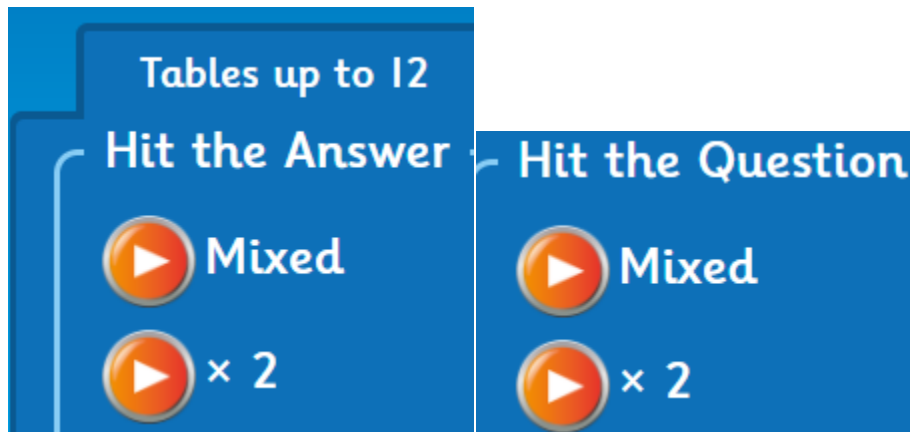
Topic – Multiplication

1. We will watch part of the video <https://vimeo.com/490420447>



2. Print and complete the worksheet **Maths Group A Tuesday 2 times table**
3. <https://www.topmarks.co.uk/maths-games/hit-the-button>


**Go to 2 times table**



Challenge:

4. Print and complete the worksheet **Maths Group A Tuesday 2 times table CHALLENGE**  
**Recommended time:** 30-40 minutes

Phonics	<p><b>Focus this week: Looking at the endings el, le, al and il</b>  <b>Focus today: Words ending in 'le'</b></p> <p><b>Learning point</b> - If the word has an ascender or descender before the ending, it will usually finish with -le. Remember ascenders are tall letters and descenders are long letters that go below the line.  Ascenders: b,d,k,l,h,t,f  Descenders: g,j,p,q,y</p> <ol style="list-style-type: none"> <li>Complete the sheet on our website entitled 'Phonics Group A Tuesday le activity'</li> <li>Choose 3 of the following 'le' words to put in to super sentences; <ul style="list-style-type: none"> <li>table</li> <li>apple</li> <li>bottle</li> <li>little</li> <li>middle</li> <li>example</li> <li>battle</li> <li>terrible</li> <li>struggle</li> <li>possible</li> </ul> </li> <li>Use a dictionary to find 3 of your own 'le' words.</li> </ol> <p><b>Recommended time:</b> 15-20 minutes</p>
Topic	<p><b>Computing: Purple Mash - 2Paint A Picture</b></p> <p>In Year 2 this term we will be learning about People of the Past, including different artists and different styles of art.  This week's focus is Surrealism and the artist Salvador Dali.</p> <ol style="list-style-type: none"> <li>1)Read through the attached PDF which will guide you through the learning.</li> <li>2)Create your own piece of Surrealism art using 2Paint A Picture.</li> <li>3) Remember to save your work so your teachers can comment and enjoy your work.</li> </ol> <p><b>Recommended time:</b> 30-40 minutes</p>

	<p style="text-align: center;">WEDNESDAY</p>
Reading	<p> Read for around 15 minutes per day. We will set 3 books a week on Bug Club. Remember to click on the bug icons so you answer all the questions about the book.</p> <p><b><u><a href="http://www.activelearnprimary.co.uk">www.activelearnprimary.co.uk</a></u></b></p>


Practise your joined handwriting. Practise these joins and words.

fl flap floppy flip floor flower

**Recommended time:** 10 minutes

**Topic:** Reading Comprehension

In today's lesson we will be focussing on being able retrieve key facts from a text. We will meet our character 'Rex Retriever' and look at examples of retrieval questions. Have the example text at the ready for the lesson:



Group A Wednesday lesson text example

Task 1: Complete the 'Come and Play' comprehension activity. Ask an adult to check your work and discuss any misunderstandings with you.

**Improving Your Reading with Rex Retriever:  
Come and Play**



Little sister, come away,  
And let us in the garden play,  
For it is a pleasant day.

On the grass hill let us sit

Task 2: Complete the 'Toad's Wish' comprehension activity.

**Improving Your Reading with Rex Retriever:  
Toad's Wish**



"Hooray!" shouted Reddy. "School is finished and there are no more lessons for two weeks!" He threw his cap into the air.

"Let's go home through the village, so that we can look into Daddy Williams' toy shop," suggested his friend Thomas Brown, better known as Toad, who ran up to join him.



**Recommended time:** 35-40 minutes

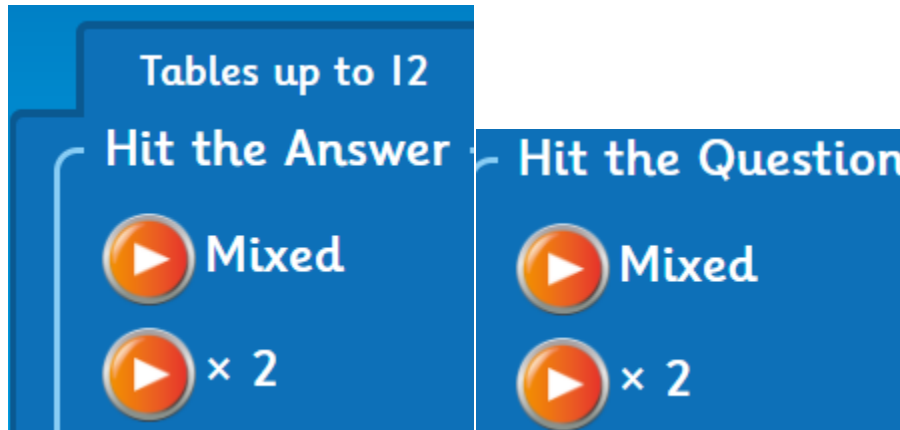
Topic – Multiplication

1. We will watch the rest of the video <https://vimeo.com/490420447>



2. Print and complete the worksheet **Maths Group A Wednesday 2 times table**
3. <https://www.topmarks.co.uk/maths-games/hit-the-button>

**Go to 2 times table – See if you can improve your recall**



4. Challenge: [Discovery Education Espresso - Multiplication facts: 2 times table](#)

**Recommended time:** 30-40 minutes

**Focus this week: Looking at the endings el, le, al and il**

**Focus today: Words ending in 'al'**

**Learning point** – This ending isn't used very often.

1. Complete the Purple Mash activity entitled 'Words ending in 'al' quiz'
2. Complete the activity saved on the website entitled 'Phonics Group A Wednesday al activity'. Remember to follow the instructions – for each word look at it, say it, cover it, write it and finally check your spelling of it.
3. Choose 3 of the following words to put in to your own Super Sentences
  - metal
  - pedal
  - capital
  - hospital
  - animal
  - magical
  - signal
  - mammal
  - general
  - formal

**Recommended time:** 15-20 minutes



PE

This week's theme is Jungle Animals.

Task 1: Join in with the dance moves on the 2 videos below.

<https://www.youtube.com/watch?v=KpdRc9L97TY>

Just dance monkey dance

<https://www.youtube.com/watch?v=ziLHZekbMUo>

Just dance – I like to move it

Task 2: Watch the video below and think about the movements that have been chosen to represent the different animals.

<https://www.youtube.com/watch?v=c715oUWE73g>

Task 3: Create your own Animal Dance. Choose a different movement for each animal and repeat them into a sequence while you listen to the music from the link below.



<https://www.youtube.com/watch?v=9b81mWYIyTo>

Animal movements ideas

Claw like a lion	Grow tall like a giraffe	Snap like a crocodile
Slither like a snake	Bounce side to side like a monkey	Trumpet like an elephant

**Recommended time:** 50-60 minutes

Topic

THURSDAY

Reading



Read for around 15 minutes per day. We will set 3 books a week on Bug Club. Remember to click on the bug icons so you answer all the questions about the book.

[www.activelearnprimary.co.uk](http://www.activelearnprimary.co.uk)

Handwriting


Practise your joined handwriting. Write a sentence using some of the words.

fl flap floppy flip floor flower

**Recommended time:** 10 minutes

## Topic: Reading Comprehension

In today's lesson we will be focussing on being able to infer meaning from a text. We will meet our character 'Inference Iggy' and look at examples of inference questions. Have the example text at the ready for the lesson:



Group A Thursday lesson text example

Task 1: Complete the 'The Journey Home' comprehension activity. Ask an adult to check your work and discuss any misunderstandings with you.

English

### Improving Your Reading with Inference Iggy: The Journey Home



"Oh, how red your nose is!" cried little Mabel Blake one day, as her younger brother Hal came running out of the school yard where he had been playing with some other boys. Mabel had picked him up from school, just as she had promised.

"Your nose is red, too, Mab!" Harry said. "It's as red as some of the crabs we boiled at our seashore cottage this summer."

Task 2: Complete the 'Uncle Toby's House' comprehension activity.

### Improving Your Reading with Inference Iggy: Uncle Toby's House



On and on they rode in the car until, after a while, they reached the small city of Pocono. A little later, they pulled up in front of Uncle Toby's house. It was a rambling, old mansion that once had looked very nice but now it was rather shabby and needed painting.

"Here is where Uncle Toby lives," said Daddy Martin. "Do you children remember it?"

**Recommended time:** 35-40 minutes

Topic – Multiplication

1. We will watch the part of the video <https://vimeo.com/490421314>



2. Print and complete the worksheet **Maths Group A Thursday 5 times table**
3. <https://www.topmarks.co.uk/maths-games/hit-the-button> Go to 5 times table



4. CHALLENGE Print and complete the worksheet **Maths Group A Thursday 5 times table CHALLENGE**

**Recommended time:** 30-40 minutes

**Focus this week: Looking at the endings el, le, al and il**

**Focus today: Words ending in 'il'**

**Learning point** – This ending isn't used very often.


1. Complete the activity saved on the website entitled 'Phonics Group A Thursday il activity'.
2. Complete the Purple Mash activity entitled 'Words ending in 'il' quiz'
3. Choose 3 of the following words to put in to your own Super Sentences
  - pencil
  - fossil
  - nostril
  - pupil
  - April
  - gerbil
  - lentil
  - stencil
  - utensil
  - basil

**Recommended time:** 15-20 minute

Maths

Phonics

<b>Topic</b>	<p><i>Design Technology (DT): Sensational Salad</i></p> <p>Task 1: Read through the PDF attached and discuss each page.  Task 2: Draw the outside and inside of some different fruit.  Task 3: Talk about which country your fruit was grown in.  Task 4: Carefully prepare your Fruit Salad  Task 5: EAT &amp; ENJOY!</p> <p><b>Recommended time:</b> 30-40 minutes</p>
--------------	--

	FRIDAY								
<b>Reading</b>	<div style="display: flex; align-items: center;">  <div style="margin-left: 10px;"> <p>Read for around 15 minutes per day. We will set 3 books a week on Bug Club.  Remember to click on the bug icons so you answer all the questions about the book.</p> <p><b><u><a href="http://www.activelearnprimary.co.uk">www.activelearnprimary.co.uk</a></u></b></p> </div> </div>								
<b>Handwriting</b>	<p>Practise your joined handwriting. Practise this join and set of words.</p> <p><u>Break letters</u></p> <table style="width: 100%; border: none;"> <tr> <td style="width: 50%; vertical-align: top;"> <b>b</b> <u>bean</u> </td> <td style="width: 50%; vertical-align: top;"> <b>q</b> <u>queen</u> </td> </tr> <tr> <td style="vertical-align: top;"> <b>g</b> <u>green</u> </td> <td style="vertical-align: top;"> <b>x</b> <u>extra</u> </td> </tr> <tr> <td style="vertical-align: top;"> <b>j</b> <u>jump</u> </td> <td style="vertical-align: top;"> <b>y</b> <u>yellow</u> </td> </tr> <tr> <td style="vertical-align: top;"> <b>p</b> <u>pea</u> </td> <td style="vertical-align: top;"> <b>z</b> <u>zebra</u> </td> </tr> </table> <p><b>Recommended time:</b> 10 minutes</p>	<b>b</b> <u>bean</u>	<b>q</b> <u>queen</u>	<b>g</b> <u>green</u>	<b>x</b> <u>extra</u>	<b>j</b> <u>jump</u>	<b>y</b> <u>yellow</u>	<b>p</b> <u>pea</u>	<b>z</b> <u>zebra</u>
<b>b</b> <u>bean</u>	<b>q</b> <u>queen</u>								
<b>g</b> <u>green</u>	<b>x</b> <u>extra</u>								
<b>j</b> <u>jump</u>	<b>y</b> <u>yellow</u>								
<b>p</b> <u>pea</u>	<b>z</b> <u>zebra</u>								

## Topic: Reading Comprehension

In today's lesson we will be focussing on being able to make predictions. We will meet our character 'Predicting Pip' and look at examples of prediction questions. Have the example text at the ready for the lesson:



Group A Friday lesson text example

Task 1: Complete the 'The Island' comprehension activity. Ask an adult to check your work and discuss any misunderstandings with you.

### Improving Your Reading with Predicting Pip: The Island



Once upon a time, a long while ago, there were four little people whose names were Violet, Sid, Gordon and Lee. They all thought they would like to see the world so they bought a large boat to sail across the sea. The boat was painted blue with green spots, and the sail was yellow with red stripes. When they set off, they only took a small cat to steer and look after the boat. For the first ten days they sailed beautifully and found plenty

Task 2: Complete the 'Polly's Patchwork' comprehension activity.

### Improving Your Reading with Predicting Pip: Polly's Patchwork



Polly's patchwork – oh dear me –  
truly is a sight to see.  
Rumpled, crumpled, soiled and frayed;  
will the quilt ever be made?  
See the stitches torn open wide –

**Recommended time:** 35-40 minutes

Maths

Topic – Multiplication

1. We will watch the rest of the video <https://vimeo.com/490421314>



2. Print and complete the worksheet **Maths Group A Friday 5 times table**
3. <https://www.topmarks.co.uk/maths-games/hit-the-button> Go to 5 times table



4. CHALLENGE

[Discovery Education Espresso - Multiplication facts: 5 times table](#)

**Recommended time:** 30-40 minutes

Phonics

**Focus this week: Looking at the endings el, le, al and il**  
**Focus today: Recapping words ending in el, le, al and il**

**Learning point** – ‘le’ is used most often – 75% of the time!

1. Complete Ending Spotter, Word Sort and Best Bet found here:  
<https://www.spellingplay.co.uk/planning-and-resources/year-2/word-families-and-letter-strings/little-metal-camel>
2. Complete the game entitled ‘Word endings: –le, –el and –al’ found here:  
[https://central.espresso.co.uk/espresso/primary\\_uk/subject/module/activity/item740044/grade1/module735174/index.html](https://central.espresso.co.uk/espresso/primary_uk/subject/module/activity/item740044/grade1/module735174/index.html)
3. Complete the task on our website entitled ‘Phonics Group A Friday le, el and al activity’

**Recommended time:** 15-20 minutes

Topic

**PSHE**

Join the live lesson to share ideas on how you like to express yourself and listen to a story.



[www.childrensmentalhealthweek.org.uk](http://www.childrensmentalhealthweek.org.uk)

