




Year Group: 2 **GROUP B**

Home Learning

Weekly activities 8.2.21

	MONDAY
Reading	 <p>Read for around 15 minutes per day. We will set 3 books a week on Bug Club. Remember to click on the bug icons so you answer all the questions about the book. <a href="http://www.activelearnprimary.co.uk">www.activelearnprimary.co.uk</a></p>
Handwriting	<p>Practise your joined handwriting. Practise this join and set of words.</p> <p><b>CAPITALS</b></p> <p><b>A</b> <i>August</i></p> <p><b>B</b> <i>Billy</i></p> <p><b>C</b> <i>Canada</i></p> <p><b>D</b> <i>December</i></p> <p><b>E</b> <i>England</i></p> <p>Now practise writing names of people or places that you know that begin with letters A to E. Remember that capital letters don't join.</p> <p><b>Recommended time:</b> 10 minutes</p>

**Topic:** Apostrophes for omitted letters

Today we will be learning about apostrophes for omitted letters. This is when words are shortened and apostrophes are used to mark where letters have been removed e.g **he is** become **he's**.

**This will help you with your phonics activities this week.**

First, watch video about using apostrophes for omitted letters.

[Discovery Education Espresso - Using apostrophes to show where letters are missing in spelling](#)



Task 1: Complete task 1 on espresso

Task 2: Complete task 2 on espresso



Task 3: complete the contractions worksheet. Copy the words or cut and paste them into the correct place.



Challenge: Write three sentences using a different contraction in each one.

**Recommended time:** 35-40 minutes

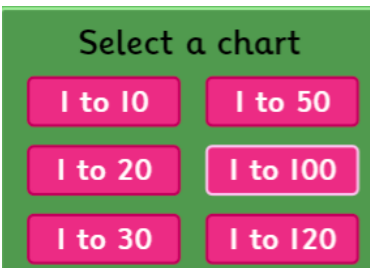
English

## Topic – Multiplication

1. We will watch part of this video <https://vimeo.com/490421314> Up to 3.44




We will practise counting in fives using a hundred square. <https://www.topmarks.co.uk/learning-to-count/paint-the-squares>



Select 1 to 100. Click on the squares as you count in fives.

2. Print and complete the worksheet **Maths Group B Monday 5 times table**
3. <https://www.topmarks.co.uk/maths-games/hit-the-button> Go to 5 times table



**Recommended time:** 30-40 minutes

Maths

## Focus – apostrophes for contractions

1. Watch the video found here [https://central.espresso.co.uk/espresso/primary\\_uk/subject/module/video/item743945/grade1/module735174/index.html](https://central.espresso.co.uk/espresso/primary_uk/subject/module/video/item743945/grade1/module735174/index.html)
2. Complete the 'to do' on Purple Mash entitled 'Phonics Apostrophes for contractions quiz'.
3. Complete the activity on our website entitled 'Phonics Group B Monday contractions activity'.

**Recommended time:** 15-20 minutes

Phonics

## Computing: Purple Mash - 2Paint A Picture

In Year 2 this term we will be learning about People of the Past, including different artists and different styles of art.

This week's focus is combining the skills we have learnt this half term.

- 1) Read through the attached PDF which will guide you through the learning.
- 2) Create your own piece of art using 2Paint A Picture.
- 3) Remember to save your work so your teachers can comment and enjoy your work.

**Recommended time:** 30-40 minutes

Topic – Computing

TUESDAY

Reading



Read for around 15 minutes per day. We will set 3 books a week on Bug Club. Remember to click on the bug icons so you answer all the questions about the book.  
[www.activelearnprimary.co.uk](http://www.activelearnprimary.co.uk)

Handwriting

Practise your joined handwriting.

F Friday

G Gail

H Henry

I India

J January

Now practise writing names of people or places that you know that begin with letters F to J. Remember that capital letters don't join.

**Recommended time:** 10 minutes

Topic: Poetry – The Sound Collector

Today we will be reading a poem called The Sound Collector and looking in more detail at the features of a poem.

[The Sound Collector by Roger McGough on Vimeo](#)



Task 1: Complete the rhyming activity on espresso.

[Discovery Education Espresso - Rhyming words: s](#)

Task 2: Use the 'Rhyming card' activity to practise finding rhyming words.



Challenge: Complete the 'features of a poem' worksheet.

Can I identify the features of a poem?

**The Sound Collector - by Roger McGough**

A stranger called this morning  
Dressed all in black and grey  
Put every sound into a bag  
And carried it away

The whistling of the kettle  
The turning of the lock  
The purring of the cat  
The ticking of the clock

The popping of the toaster  
The crunching of the flakes  
When you spread the marmalade  
The scraping noise it makes

The hissing of the frying pan  
The ticking of the chair  
The bubbling of the bath  
As it starts to fill

The drumming of the raindrops  
On the window pane  
When you do the washing up  
The gurgle of the drain



The crying of the baby  
The speaking of the chair  
The swishing of the curtain  
The creaking of the stair

A stranger called this morning  
He didn't leave his name  
Left us only silence  
Life will never be the same

1. Underline the rhyming words in RED
2. Underline the rhyming words in BLUE
3. How many verses does this poem have?
4. How many lines are there in each verse?

**Recommended time:** 35-40 minutes

English

Maths	<p><b>Topic – Multiplication</b></p> <ol style="list-style-type: none"> <li>We will watch a little part of the rest of the video, just up to 4.26 <a href="https://vimeo.com/490421314">https://vimeo.com/490421314</a></li> </ol>  <p>We will listen to the 5 times table song.  <a href="https://www.bbc.co.uk/bitesize/topics/zqbg87h/articles/zw8qxf">https://www.bbc.co.uk/bitesize/topics/zqbg87h/articles/zw8qxf</a></p> <ol style="list-style-type: none"> <li>Print and complete the worksheet <b>Maths Group B Tuesday 5 times table day 2</b></li> <li><a href="https://www.topmarks.co.uk/maths-games/hit-the-button">https://www.topmarks.co.uk/maths-games/hit-the-button</a> <b>Go to 5 times table</b></li> </ol>  <p><b>Recommended time:</b> 30-40 minutes</p>
Phonics	<p><b>Focus – apostrophes for contractions</b></p> <ol style="list-style-type: none"> <li>Complete ‘The Apostrophe with the Big Appetite’ activity found here <a href="https://www.spellingplay.co.uk/planning-and-resources/year-2/apostrophes/the-apostrophe-with-the-big-appetite">https://www.spellingplay.co.uk/planning-and-resources/year-2/apostrophes/the-apostrophe-with-the-big-appetite</a></li> <li>Complete the activity on our website entitled ‘Phonics Group B Tuesday contractions activity’. Remember to follow the instructions – for each word look at it, say it, cover it, write it and finally check your spelling of it.</li> <li>Complete the ‘Apostrophe Matching’ activity found here <a href="https://www.spellingplay.co.uk/planning-and-resources/year-2/apostrophes/apostrophe-matching">https://www.spellingplay.co.uk/planning-and-resources/year-2/apostrophes/apostrophe-matching</a></li> </ol> <p><b>Recommended time:</b> 15-20 minutes</p>
Topic	<p><b>SAFER INTERNET DAY – ‘An Internet We Can Trust’</b></p> <p>Task 1: Read through the PowerPoint.  Task 2: Choose one of the following tasks to complete:</p> <ol style="list-style-type: none"> <li><b>Wall of Fame</b>  Take photos or draw pictures of adults who look after you at home, and any other ‘trusted adults’ including teachers, and support staff, to create a ‘Wall of Fame’ display, demonstrating who you could go to when you need help with anything online.</li> <li><b>Top Tips</b>  Create a ‘Top Tips for Searching Online’ poster using Wise Owl’s advice from the story or could you put Wise Owl’s advice in to a song or poem, and record this to create a video. You could also write an email to Wise Owl and send it to your class teacher.</li> </ol> <p><b>Recommended time:</b> 30-40 minutes</p>

WEDNESDAY

Reading



Read for around 15 minutes per day. We will set 3 books a week on Bug Club. Remember to click on the bug icons so you answer all the questions about the book.

[www.activelearnprimary.co.uk](http://www.activelearnprimary.co.uk)

Handwriting

Practise your joined handwriting.

K Kevin  
L London  
M Monday  
N Nigeria  
O October

Now practise writing names of people or places that you know that begin with letters K to O. Remember that capital letters don't join.

**Recommended time:** 10 minutes

English



Topic: Poetry – The Sound Collector

Today we will be reading The Sound Collector again and discussing the use of onomatopoeia in the poem.

Task 1: What sounds can you hear in the poem? Listen to the poem again or use the hard copy to help you find the sounds and write them in your sound collecting bag. Remember to write neatly and leave space for other words as you may add more ideas to this bag as the week goes on.



Task 2 – With the help of an adult, go on a sound hunt around your house and garden/outside. Use the onomatopoeia cards and see if you can find things that make that sound.



Task 3: Can you write 3 sentences about things around your house using the sound words from your bag or from your hunt. Use the verbs with 'ing' e.g The phone is ringing.

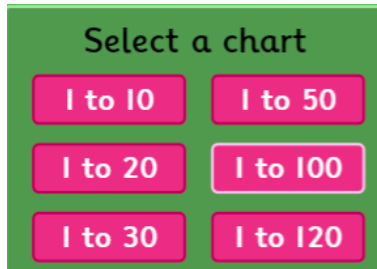
**Recommended time:** 35-40 minutes

**Topic – Multiplication**

1. We will watch the video. <https://vimeo.com/490421912>



We will practise counting in tens using a hundred square. <https://www.topmarks.co.uk/learning-to-count/paint-the-squares>



Select 1 to 120

2. Print and complete the worksheet *Maths Group B Wednesday 10 times table*
3. <https://www.topmarks.co.uk/maths-games/hit-the-button> Go to 10 times table



**Recommended time:** 30-40 minutes

**Focus – introducing the 'ie' grapheme**

1. Watch the video. Link is found here - [https://central.espresso.co.uk/espresso/primary\\_uk/subject/module/video/item92016/grade1/module63425/index.html](https://central.espresso.co.uk/espresso/primary_uk/subject/module/video/item92016/grade1/module63425/index.html)
2. Complete the activity on our website entitled 'Phonics Group B Wednesday ie activity'
3. Play 'Picnic on Pluto'. Click on 'Phase 5' then 'ie'. Link is found here <https://www.phonicsplay.co.uk/resources/phase/5/picnic-on-pluto>

**Recommended time:** 15-20 minutes

**PE**

Task 1: Join in with the Cosmic Yoga – watch out for Sonic!  
[Sonic The Hedgehog | A Cosmic Kids Yoga Adventure! - YouTube](#)

Task 2: Join in with the Cosmic Yoga – watch out for the T-Rex!  
[Tiny the T-Rex | A Cosmic Kids Yoga Adventure! - YouTube](#)

**Recommended time:** 50-60 minutes

Maths

Phonics

Topic

THURSDAY

Reading



Read for around 15 minutes per day. We will set 3 books a week on Bug Club. Remember to click on the bug icons so you answer all the questions about the book.

[www.activelearnprimary.co.uk](http://www.activelearnprimary.co.uk)

Handwriting

Practise your joined handwriting.

P Peter

Q Quentin

R Rita

S Saturday

T Tuesday

Now practise writing names of people or places that you know that begin with letters P to T. Remember that capital letters don't join.


**Recommended time:** 10 minutes

English

Topic Poetry – The Sound Collector

Today We will listen to the poem again. See if you can join in a little with the words as you listen. In the lesson, we will be thinking about the sounds we might hear around Valley Primary School and then using these to write our own 'Sound Collector' poems.

Task 1: Use the ideas discussed in the lesson to add more 'ing words' to your sound collector bag. Think about the sounds that can be heard around the school. Use the ideas bank to help you.



Task 2: Use the ideas in your bag and on the help sheet to write your own Sound collector poem about Valley School.

Can I write a Sound Collector poem?


A stranger came to Valley School  
All dressed in black and grey  
Put every sound into a bag  
And carried it away

The \_\_\_\_\_ of the \_\_\_\_\_  
The \_\_\_\_\_ of the \_\_\_\_\_  
The \_\_\_\_\_ of the \_\_\_\_\_  
The \_\_\_\_\_ of the \_\_\_\_\_

Task 3: Practise reading your poem! You can share it with the class tomorrow.

**Recommended time:** 35-40 minutes



Maths	<p><u>Topic – Multiplication</u></p> <ol style="list-style-type: none"> <li>We will listen to the 5 times tables song.</li> </ol> <p><a href="https://www.bbc.co.uk/bitesize/topics/zqbg87h/articles/zq3rk2p">https://www.bbc.co.uk/bitesize/topics/zqbg87h/articles/zq3rk2p</a></p> <ol style="list-style-type: none"> <li>Print and complete the worksheet <i>Maths Group B Thursday 10 times table day 2</i></li> <li><a href="https://www.topmarks.co.uk/maths-games/hit-the-button">https://www.topmarks.co.uk/maths-games/hit-the-button</a> <b>Go to 10 times table</b></li> </ol>  <p><b>Recommended time:</b> 30-40 minutes</p>
Phonics	<p><b>Focus – introducing the ‘ie’ grapheme</b></p> <ol style="list-style-type: none"> <li>Complete the activity on our website entitled ‘Phonics Group B Thursday ie activity’</li> <li>Choose 3 words from the list below to put in to your own sentences: <ul style="list-style-type: none"> <li>- spies</li> <li>- - cries</li> <li>- - tie</li> <li>- - quiet</li> <li>- - dries</li> <li>- - pie</li> </ul> </li> <li>Play ‘Buried Treasure’. Click on ‘Phase 5’ then ‘ie’. Link is found here <a href="https://www.phonicsplay.co.uk/resources/phase/5/buried-treasure">https://www.phonicsplay.co.uk/resources/phase/5/buried-treasure</a></li> </ol> <p><b>Recommended time:</b> 15-20 minutes</p>

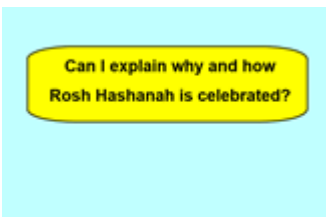
## RE - Judaism

### Can I explain why and how Rosh Hashanah is celebrated?

This video clip introduces how one family celebrates Rosh Hashanah. [Celebrating Rosh Hashanah - CBeebies - BBC](#)



During the topic input, the teacher will share a learning notebook with some information and some ideas to consider.



**Task 1:** Think about looking ahead into a new year.

What goal or target might you set yourself? What do you want to achieve? A new skill? What would you like to get better at?

Draw a picture in the thought bubble of what you would like to achieve or use plain paper. You could add some labels showing how you might do this.






### Challenge:

Using all of your learning about Judaism, try to order some of the things that God asks Jews to do from most to least important. Remember there are no right or wrong ideas and orders and it is just your thoughts from what you have learnt.



**Recommended time:** 40-50 minutes

Topic

	FRIDAY
Reading	 <p>Read for around 15 minutes per day. We will set 3 books a week on Bug Club. Remember to click on the bug icons so you answer all the questions about the book.</p> <p><a href="http://www.activelearnprimary.co.uk">www.activelearnprimary.co.uk</a></p>
Handwriting	<p>Practise your joined handwriting.</p> <p>U United Kingdom  V Valley  W Wednesday  X Xavier  Y Yan  Z Zach</p> <p>Now practise writing names of people or places that you know that begin with letters <u>U</u> to Z. Remember that capital letters don't join.</p> <p><b>Recommended time:</b> 10 minutes</p>
English	<p><b>Topic:</b> Poetry – Performance Day! Speaking and Listening Focus.</p> <p>Today is PERFORMANCE DAY! Bring your best reading voices to class for the final English lesson of the half term and get ready to share your poem (if you wish) and to listen nicely to the work of others.</p> <p><b>.Recommended time:</b> No tasks today! Happy Half Term.</p>
Maths	<p><b>Topic Multiplication</b></p> <p>In the live lesson we will recap strategies to recalling the 2, 5 and 10 times tables. We will look at how to solve word problems.</p> <p>  <a href="#">Maths Group B Friday Option 2 Worksheet for recall x2 x5 x10</a>   <a href="#">Maths Group B Friday Mixed multiplication word problems</a> </p> <p>There is a choice of tasks</p> <p>The word problems worksheet will link to the problems we look at in the lesson. If you find this a bit tricky at the moment, choose option 2 to practise your times tables.</p> <p><b>Recommended time:</b> 30-40 minutes</p>
Phonics	<p><b>Focus – introducing the 'ea' grapheme</b></p> <ol style="list-style-type: none"> <li>1. Watch the video. Link is found here - <a href="https://central.espresso.co.uk/espresso/primary_uk/subject/module/video/item90237/grade5/module63425/index.html?source=search-all-all-all&amp;source-keywords=ea%20phonics">https://central.espresso.co.uk/espresso/primary_uk/subject/module/video/item90237/grade5/module63425/index.html?source=search-all-all-all&amp;source-keywords=ea%20phonics</a></li> <li>2. Complete the activity on our website entitled 'Phonics Group B Friday ea activity'</li> <li>3. Play 'Dragons Den'. Click on 'Phase 5' then 'ea'. Link is found here <a href="https://www.phonicsplay.co.uk/resources/phase/5/dragons-den">https://www.phonicsplay.co.uk/resources/phase/5/dragons-den</a></li> </ol> <p><b>Recommended time:</b> 15-20 minutes</p>
Topic	<p><b>Music</b> Join the Teams lesson!</p> 