

Valley Primary School

A Member School of Connect Schools Academy Trust



Beckenham Lane, Bromley, BR2 0DA


email: admin@valley.bromley.sch.uk
website: www.valley.bromley.sch.uk

telephone: 020 8460 1121
fax: 020 8466 8124

Year Group: 2 **GROUP B**

Home Learning

Weekly activities 1.2.21

	MONDAY
Reading	 <p>Read for around 15 minutes per day. We will set 3 books a week on Bug Club. Remember to click on the bug icons so you answer all the questions about the book.</p> <p>www.activelearnprimary.co.uk</p>
Handwriting	<p>Practise your joined handwriting. Practise this join and set of words.</p> <p>ff off coffee soft fluffy coffee toffee</p> <p>Recommended time: 10 minutes</p>

Topic: Reading Comprehension Recommended time: 35-40 minutes

This week we are focussing on developing our listening, reading and comprehension skills.

Task 1

Watch and listen to the story called Halibut Jackson on Espresso.

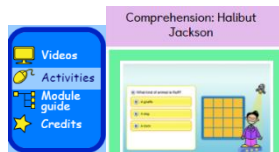
User name: student16583 P/W: valley



https://central.espresso.co.uk/espresso/primary_uk/subject/module/video_index/item1217337/graded/index.html

Task 2

Complete the comprehension task for this story under the activities tab on the left. You may want to have a go at the sequencing activity for this story too.




Use the sound buttons to hear the question and your choice of answers. If you are stuck you can go back and listen to the story again.

Task 3

Complete the *The Big Turnip* reading comprehension question sheet. You might need an adult to help you read some of the questions.

The Big Turnip

8 Down on the farm sits a big turnip.
14 Mark tugs hard on the turnip.
20 It is deep in the soil.
28 The cat tugs on the turnip. No good!
36 The dog tugs on the turnip. Too deep!
42 They all tug on the turnip.
49 Up pops the turnip into the air!



Read Together Quick Questions



1. Where is the turnip? Tick one.
 up near the pigpen
 down on the farm
 down in the garden

2. Who pulls the turnip second? Tick one.
 Mark
 the dog
 the cat

3. Can you find a word that describes the turnip? Tick one.
 hard
 big
 cool

4. What do you think that Mark will do with the turnip now?

Challenge: Try one of the Phase 5 challenge comprehension tasks if you have time to spare!

Maths	<p><u>Topic – multiplication</u></p> <ol style="list-style-type: none"> 1. Watch the video https://vimeo.com/480212725 <div style="text-align: center;">  </div> <p style="text-align: right;">video 1</p> <ol style="list-style-type: none"> 2. Print and complete the worksheet Maths Group B Monday Make arrays 3.  Year 2 maths X.5 Identify multiplication expressions for arrays <p>Recommended time: 30-40 minutes</p>
Phonics	<p>Focus – introducing the ‘ay’ grapheme</p> <ol style="list-style-type: none"> 1. Watch the video. Link is found here - https://central.espresso.co.uk/espresso/primary_uk/subject/module/video/item63782/grade/module63425/index.html?source=search-all-all-all-all&source-keywords=ay%20soun 2. Complete the activity on our website entitled ‘Phonics Group B Monday ay activity’ 3. Play ‘Buried Treasure’. Click on ‘Phase 5’ then ‘ay’. Link is found here https://www.phonicsplay.co.uk/resources/phase/5/buried-treasure <p>Recommended time: 15-20 minutes</p>

PSHE – Children’s Mental Health Week

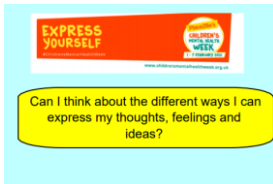


Can I think about the different ways I can express my thoughts, feelings and ideas?

Start by watching Mrs Appleton’s virtual assembly. She will ask you some questions and show you some videos to help you think of ideas along the way.

https://rivermillprimaryschool-my.sharepoint.com/:v:/g/personal/jberry_valley_bromley_sch_uk/ESYz_ZEIz1JLptNfygQzYEAB1iXsWxf-ufegVS0hr4FcA?e=b73blk

During the topic input, the teacher will share a notebook with the children to introduce some of the ideas from the assembly and show you some examples of the task.



Task 1: ABC emotions – name a different emotion for each letter of the alphabet.



Task 2: Create a poster on how to be a good listener.

There are two examples in the PDF to look at for ideas.



Throughout the rest of the week, dip into this menu of activities as part of Children’s Mental Health Week.



Pick some activities and videos to watch over the course of the week to help you, express yourself and keep calm.

Recommended time: 30-40 minutes

Topic – PSHE

TUESDAY

Reading



Read for around 15 minutes per day. We will set 3 books a week on Bug Club.
Remember to click on the bug icons so you answer all the questions about the book.

www.activelearnprimary.co.uk

Handwriting

Practise your joined handwriting. Write a sentence using some of these words.

ff off coffee soft fluffy coffee toffee

Recommended time: 10 minutes

Topic: Reading Comprehension

Recommended time: 35-40 minutes

Task 1

Watch and listen to the story called The Robot and the Bluebird on Espresso.

User name: student16583 P/W: valley



https://central.espresso.co.uk/espresso/primary_uk/subject/module/video_index/item1217337/grade1/index.html

Task 2

Complete the comprehension task for this story under the activities tab on the left. You may want to have a go at the sequencing activity for this story too.




Use the sound buttons to hear the question and your choice of answers. If you are stuck you can go back and listen to the story again.

Task 3


Complete the *In the Tent* reading comprehension question sheet. You might need an adult to help you read some of the questions.


In the Tent


10 Gran and Fred slept in a tent for a night.
19 The camp was near a river. They set up
28 the tent next to a steep hill. Gran forgot
37 the hammer so they had to stamp on the
38 pegs.
46 There were strong gusts of wind in the
51 night. The tent fell down!
60 Fred did not like the night in the tent.




Read Together Quick Questions




 1. What did Gran forget? Tick one.
 the pegs
 the hammer
 the tent

 2. Number the facts from 1 to 3 to show the order that they appear in the text.
 The tent fell down.
 The camp was near a river.
 Gran forgot the hammer.

 3. Which word describes the gusts of wind? Tick one.
 strong
 small
 big

 4. Why do you think that Fred did not like the night in the tent?

Challenge: Try one of the Phase 5 challenge comprehension tasks if you have time to spare!

Maths	<p>Topic – Multiplication</p> <ol style="list-style-type: none"> Watch the video https://vimeo.com/490417143  <p style="text-align: right;">Video 2</p> <ol style="list-style-type: none"> Print and complete the worksheet: Maths Group B Tuesday Use arrays  <ol style="list-style-type: none">  Year 2 maths X.6 Write multiplication sentences for arrays <p>Recommended time: 30-40 minutes</p>
Phonics	<p>Focus – introducing the ‘ay’ grapheme</p> <ol style="list-style-type: none"> Complete the activity on our website entitled ‘Phonics Group B Monday ay activity’ Play ‘Dragon’s Den’. Click on ‘Phase 5’ then ‘ay’. Link is found here https://www.phonicsplay.co.uk/resources/phase/5/dragons-den Choose 3 words from the list below to put in to your own sentences: <ul style="list-style-type: none"> • play • away • clay • spray • hay • stray <p>Recommended time: 15-20 minutes</p>
Topic	<p>Computing: Purple Mash - 2Paint A Picture</p> <p>In Year 2 this term we will be learning about People of the Past, including different artists and different styles of art.</p> <p>This week’s focus is Surrealism and the artist Salvador Dali.</p> <ol style="list-style-type: none"> 1)Read through the attached PDF which will guide you through the learning. 2)Create your own piece of Surrealism art using 2Paint A Picture. 3) Remember to save your work so your teachers can comment and enjoy your work. <p>Recommended time: 30-40 minutes</p>

WEDNESDAY

Reading



Read for around 15 minutes per day. We will set 3 books a week on Bug Club. Remember to click on the bug icons so you answer all the questions about the book.

www.activelearnprimary.co.uk

Handwriting

Practise your joined handwriting. Practise these joins and words.

f flap floppy flip floor flower


Recommended time: 10 minutes

Topic: Reading Comprehension

Task 1

Watch and listen to the story called Tadpole's Promise on Espresso.

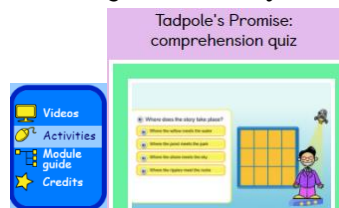
User name: student16583 P/W: valley



https://central.espresso.co.uk/espresso/primary_uk/subject/module/video_index/item/1217337/grade/ind ex.html

Task 2

Complete the comprehension task for this story under the activities tab on the left. You may want to have a go at the sequencing activity for this story too.




Use the sound buttons to hear the question and your choice of answers. If you are stuck you can go back and listen to the story again.

Task 3

Complete the *Toast* reading comprehension question sheet. You might need an adult to help you read some of the questions.

Toast

9 I like to have plum jam on my toast.
19 My gran has a little speck of butter on her toast.
29 My sister likes to cut the crusts off her toast.
38 Grandad has fresh eggs and ham on his toast.
39 Mum and Dad do not like toast. They like muffins.
48 Brent has jam and crisps on his toast.
58 Yuck!
67 I still think that plum jam is the best.



Read Together Quick Questions

1. What does Gran have on her toast? Tick one.
 jam
 butter
 crisps

2. Do you think that the author would like to have jam and crisps on their toast?

3. Which word rhymes with toast? Tick one.
 crust
 coast
 twist

4. What would you like to have on your toast the next time that you eat it?

Challenge: Try one of the Phase 5 challenge comprehension tasks if you have time to spare!

Recommended time: 35-40 minutes

Topic **Multiplication**

Watch the video <https://vimeo.com/490420115>

1.



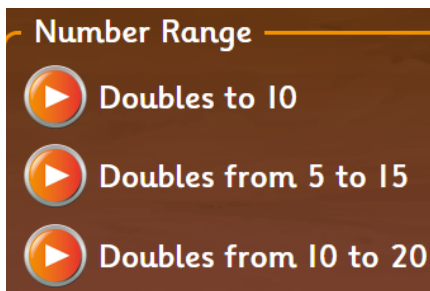
2. Print and complete the worksheet: **Maths Group B Wednesday Make Doubles**



3. <https://www.topmarks.co.uk/maths-games/hit-the-button>



Go to DOUBLES Choose your level



Recommended time: 30-40 minutes

Focus – introducing the ‘ou’ grapheme

1. Watch the video. Link is found here -

https://central.espresso.co.uk/espresso/primary_uk/subject/module/video/item94463/grade1/module63425/index.html

2. Complete the activity on our website entitled ‘Phonics Group B Wednesday ou activity’

3. Play ‘Picnic on Pluto’. Click on ‘Phase 5’ then ‘ou’. Link is found here

<https://www.phonicsplay.co.uk/resources/phase/5/picnic-on-pluto>

Recommended time: 15-20 minutes

Maths

Phonics

PE

This week's theme is Jungle Animals.

Task 1: Join in with the dance moves on the 2 videos below.

<https://www.youtube.com/watch?v=KpdRc9L97TY>

Just dance monkey dance

<https://www.youtube.com/watch?v=ziLHZekbMUo>

Just dance – I like to move it

Task 2: Watch the video below and think about the movements that have been chosen to represent the different animals.

<https://www.youtube.com/watch?v=c7I5oUWE73g>

Task 3: Create your own Animal Dance. Choose a different movement for each animal and repeat them into a sequence while you listen to the music from the link below.



<https://www.youtube.com/watch?v=9b81mWYIyTo>

Animal movements ideas

Claw like a lion	Grow tall like a giraffe	Snap like a crocodile
Slither like a snake	Bounce side to side like a monkey	Trumpet like an elephant

Recommended time: 50-60 minutes

Topic

THURSDAY

Reading



Read for around 15 minutes per day. We will set 3 books a week on Bug Club.
Remember to click on the bug icons so you answer all the questions about the book.

www.activelearnprimary.co.uk

Handwriting

Practise your joined handwriting. Write a sentence using some of the words.

f flap floppy flip floor flower

Recommended time: 10 minutes

Topic: Reading Comprehension

Recommended time: 35-40 minutes


Task 1

Watch and listen to the story called The Lonely Beast

User name: student16583 P/W: valley



https://central.espresso.co.uk/espresso/primary_uk/subject/module/video_index/item1217337/grade1/index.html



Task 2: Complete the comprehension task for this story under the activities tab on the left.




Use the sound buttons to hear the question and your choice of answers. If you are stuck you can go back and listen to the story again.

Task 3

Complete the *Croak! Croak! Croak!* reading comprehension question sheet. You might need an adult to help you read some of the questions.

Croak! Croak! Croak!

7 There were three frogs in a pond.
16 The green frog swam under a log and got
25 stuck. The next frog crept into a tree and
33 got stuck. The brown frog swung on a
40 stick and got stuck on some rocks.
46 "Croak! Croak! Croak!" said the frogs.
57 A stork was in the pond. It had a plan to
64 help and soon the frogs were free.



Read Together Quick Questions

1. Where did the green frog get stuck? Tick one.

in a tree
 under a log
 on some rocks


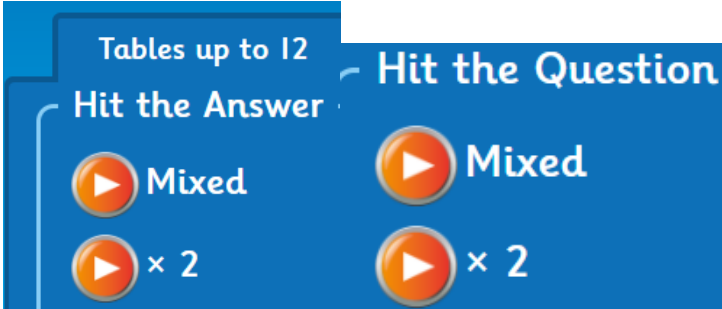
2. How did the stork know that the frogs needed help?

3. Which word shows what the brown frog did? Tick one.

swam
 crept
 swung

4. Do you think that the frogs will get stuck again?

Challenge: Try one of the Phase 5 challenge comprehension tasks if you have time to spare!

Maths	<p>Topic – Multiplication</p> <ol style="list-style-type: none"> We will watch part of the video https://vimeo.com/490420447  <ol style="list-style-type: none"> Print and complete the worksheet Maths Group B Thursday 2 times table https://www.topmarks.co.uk/maths-games/hit-the-button <p>Go to 2 times table</p>  <p>Recommended time: 30-40 minutes</p>
Phonics	<p>Focus – introducing the ‘ou’ grapheme</p> <ol style="list-style-type: none"> Complete the activity on our website entitled ‘Phonics Group B Thursday ou activity’ Play ‘Buried Treasure’. Click on ‘Phase 5’ then ‘ou’. Link is found here https://www.phonicsplay.co.uk/resources/phase/5/buried-treasure Choose 3 words from the list below to put in to your own sentences: <ul style="list-style-type: none"> cloud sound around pound mouth count <p>Recommended time: 15-20 minutes</p>
Topic	<p>Design Technology (DT): Sensational Salad</p> <p>Task 1: Read through the PDF attached and discuss each page. Task 2: Draw the outside and inside of some different fruit. Task 3: Talk about which country your fruit was grown in. Task 4: Carefully prepare your Fruit Salad Task5: EAT & ENJOY!</p> <p>Recommended time: 30-40 minutes</p>

FRIDAY

Reading



Read for around 15 minutes per day. We will set 3 books a week on Bug Club. Remember to click on the bug icons so you answer all the questions about the book.

www.activelearnprimary.co.uk

Handwriting

Practise your joined handwriting. Practise this join and set of words.

Break letters

b *bean*

q *queen*

g *green*

x *extra*

j *jump*

y *yellow*

p *pea*

z *zebra*

Recommended time: 10 minutes

Topic: Reading Comprehension **Recommended time:** 35-40 minutes

Task 1

Watch and listen to the story called Mr Underbed

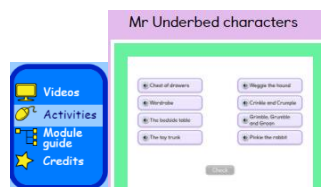
User name: student16583 P/W: valley



https://central.espresso.co.uk/espresso/primary_uk/subject/module/video_index/item1217337/grade1/index.html

Task 2

Complete the Mr Underbed's characters activity for this story under the activities tab on the left.




Use the sound buttons to help you to match the characters to where they came from. If you are stuck you can go back and listen to the story again.

Task 3

Complete the *The Twins* reading comprehension question sheet. You might need an adult to help you read some of the questions.

The Twins

9 Stan and Fran are twins in my class. Fran
19 likes to float in the pool but Stan likes to
24 jump in with a splash.
34 Stan is a good cook but Fran is good at
44 sport. She is the best at the high jump in
46 my class.
55 They like to swing in the treetops at the
56 park.



Read Together Quick Questions

1. What is Fran good at? Tick one.
 splash
 sport
 swing

2. Stan and Fran are twins but they are different.
How are they different?

3. Which word describes how Stan likes
to get into the pool? Tick one.
 float
 slip
 jump

4. Use 20 words or fewer to sum up the twins.

Challenge: Try one of the Phase 5 challenge comprehension tasks if you have any left! If you have done them all maybe have another go at one which you found tricky

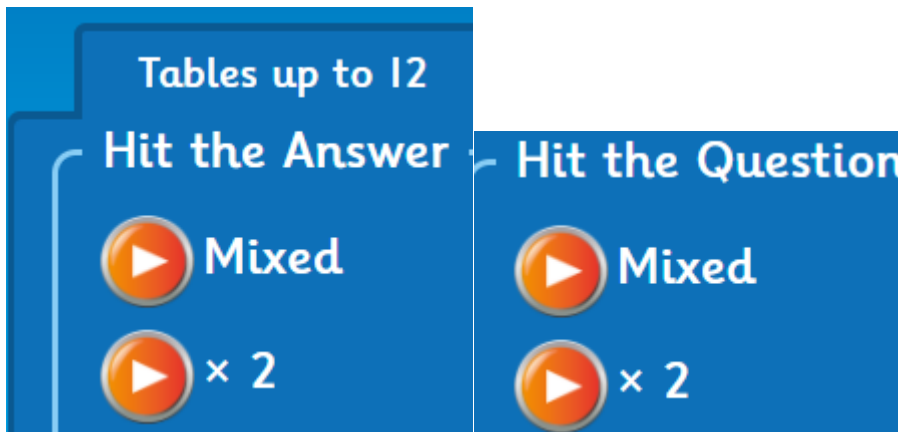
Topic – Multiplication

1. We will watch part of the video <https://vimeo.com/490420447>



2. Print and complete the worksheet **Maths Group B Friday 2 times table**
3. <https://www.topmarks.co.uk/maths-games/hit-the-button>

Go to 2 times table



Recommended time: 30-40 minutes

Focus - Introducing tricky words 'oh' and 'their'

1. Recap Phase 4 Tricky Words playing 'Tricky Word Trucks'. Link is found here <https://www.phonicsplay.co.uk/resources/phase/5/tricky-word-trucks> Click on 'Phase 4' then 'Tricky Words'.
2. Visit 'Train Your Brain' to help you learn how to spell tricky words. Link is found here <https://www.phonicsplay.co.uk/resources/phase/5/train-your-brain-ph5> Make sure you complete 'Introduction', 'Demonstration' and then go to 'Choose Words' and choose 'oh' and 'their'.
3. Speed Write both words – how many times can you spell 'oh' in one minute? How many times can you spell 'their' in one minute?
4. Write your own super sentences for each word 'oh' and 'their'.

Recommended time: 15-20 minutes

PSHE

Join the live lesson to share ideas on how you like to express yourself and listen to a story.

