





Year Group: 2 **GROUP A**

Home Learning

Weekly activities 11.1.21


MONDAY	
Reading	 <p>Read for around 15 minutes per day. We will set 3 books a week on Bug Club. Remember to click on the bug icons so you answer all the questions about the book. www.activelearnprimary.co.uk</p>
Handwriting	<p>Practise your joined handwriting. Practise this join and set of words.</p> <p>sl slug slide slip slip slush slap</p> <p>Recommended time: 10 minutes</p>
English	<p><u>Topic: Writing questions and statements</u></p> <p>This week we will start reading a book called Amazing Grace.</p> <p>We will start by looking at the front cover and the blurb. We will not be reading the book today, instead we will be writing statements and questions about what we know and what we would like to know.</p> <p>Task 1: Listen carefully to the blurb and look at pictures from the book which will be shared by your teacher. Can you write 3 sentences about what we know about Grace so far?</p> <p><i>See Group A English sheet for your word bank.</i></p> <p>Task 2: Using question words and openers, can you write 5 questions about Grace? What would you like to find out?</p> <p>Challenge: What might happen in the book? Write a sentence which predicts what the story could be about. It doesn't have to be right! It just has to be your own idea.</p> <p>Recommended time: 35-40 minutes</p> 

Topic – Money


1. Watch the video <https://vimeo.com/473051856>



2. Print and complete the worksheet: **Maths Group A Monday Select coins**



3. Try this online game. You can choose easy or hard levels. Choose the 'Make the total' option.
[Coin cruncher | Students | MoneySense \(mymoneysense.com\)](#)



4. EXTRA CHALLENGE

Print and complete the worksheet: **Monday Group A Select coins CHALLENGE**



Recommended time: 30-40 minutes

We are learning the different ways of spelling the 'oa' sound.

o-e Best guess	oa Another good guess	ow Usually only at the end of a word	Less common graphemes
globe	goat	slow	stereo
hope	toast	grow	hoe
rope	gloat	glow	so
			soul
			though

[Alternative Spellings /oa/ \(phonicsplay.co.uk\)](http://phonicsplay.co.uk)

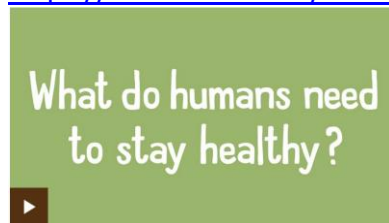
1. Complete the Phoneme Spotter activity using the link above.
2. Complete the Word Sort activity using the link above.

Recommended time: 15-20 minutes

Science: Keeping healthy

Remember last week we watched this video to think about main ways humans stay healthy.

<https://www.bbc.co.uk/bitesize/topics/z9yycdm/articles/zxvkd2p>



So far we have thought about exercise and healthy food. Today we are going to think about why it is important to keep ourselves clean.

1. Look at this presentation and discuss the how we make sure we keep clean and why it is important to do so. It is saved as **Science Monday presentation**.



2. Carry out an experiment! You will need black pepper or another spice. The instructions are attached - **Science Monday instructions and recording sheet**. Make sure complete the recording sheet as you go along.

Why Soap Works Experiment

3. Discuss with your adults what happened and why you think this was. Then read the attached explanation. **Science Monday explanation of investigation**

TUESDAY

Reading



Read for around 15 minutes per day. We will set 3 books a week on Bug Club. Remember to click on the bug icons so you answer all the questions about the book.

www.activelearnprimary.co.uk

Handwriting

Practise your joined handwriting. Write a sentence using some of these words.


sl slug slide slip slip slush slap

Recommended time: 10 minutes

Topic: *Role on the Wall – Gathering vocabulary and ideas for a character description*

Today we will start reading/listening to the beginning of Amazing Grace.

[Amazing Grace by Mary Hoffman - YouTube](#)



Task 1 : Collecting Vocabulary task/Role on the Wall. Fill inside the template with words/phrases of things you **KNOW** about Grace. e.g no front teeth, loves to act



English

Task 2. Fill outside of the template with words/phrases of things you can infer or think you know about Grace. e.g resilient, brave

Task 3. Can you explain your word choices from part 2? Write 3 sentences using 'because' to explain your choices. e.g I think she is resilient because she keeps trying even when things are hard.

Use the character description word bank to help you use interesting vocabulary.

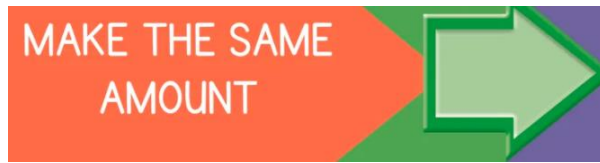
Character Description Word Mat

Face	Hair	Body	Voice	Clothes	Movement
whiskers	beams	eyes	staring	hopping	skipping
grumpy	blushes	blinks	shrugs	slugs	stamps
blushes	stares	stares	stares	stares	stares
stares	stares	stares	stares	stares	stares
stares	stares	stares	stares	stares	stares
stares	stares	stares	stares	stares	stares
stares	stares	stares	stares	stares	stares
stares	stares	stares	stares	stares	stares
stares	stares	stares	stares	stares	stares
stares	stares	stares	stares	stares	stares
stares	stares	stares	stares	stares	stares
stares	stares	stares	stares	stares	stares
stares	stares	stares	stares	stares	stares
stares	stares	stares	stares	stares	stares
stares	stares	stares	stares	stares	stares
stares	stares	stares	stares	stares	stares
stares	stares	stares	stares	stares	stares
stares	stares	stares	stares	stares	stares

Recommended time: 35-40 minutes

Topic – Money

1. Watch the video <https://vimeo.com/471402395>



2. Print and complete the worksheet: **Maths Group A Tuesday Make the same amount**



3.  **Year 2 maths**

S.4 Equivalent groups of coins
S.5 Exchanging coins

4. EXTRA CHALLENGE:

Print and complete the problems **Maths Group A Tuesday Make the same amount CHALLENGE**



Recommended time: 30-40 minutes

We are learning the different ways of spelling the ‘oa’ sound.

o-e Best guess	oa Another good guess	ow Usually only at the end of a word	Less common graphemes
globe	goat	slow	stereo
hope	toast	grow	hoe
rope	gloat	glow	so
			soul
			though

1. Look at ‘Best Bet’ which will teach you the rules for which /oa/ grapheme (spelling) to use and when. Use this link: [Alternative Spellings /ow/ \(phonicsplay.co.uk\)](https://www.phonicsplay.co.uk/AlternativeSpellings/ow/)
2. Think of at least 1 example of each rule and put these words in to sentences. For the less common graphemes in the table above put the given words in to a sentence.
3. Challenge – Can you put 3 of the given words in to 1 sentence?

Recommended time: 15-20 minutes

Topic	<p>Computing: Purple Mash - 2Paint A Picture</p> <p>In Year 2 this term we will be learning about People of the Past, including different artists and different styles of art.</p> <p>This week's focus is Pointillism.</p> <ol style="list-style-type: none">1) Read through the attached PDF which will guide you through the learning.2) Create your own Pointillism piece of artwork using 2Paint A Picture.3) Remember to save your work so your teachers can comment and enjoy your work.
-------	---

WEDNESDAY

Reading



Read for around 15 minutes per day. We will set 3 books a week on Bug Club. Remember to click on the bug icons so you answer all the questions about the book.
www.activelearnprimary.co.uk

Handwriting

Practise your joined handwriting. Practise these joins and words.


ck duck clock pack sick quick Jack

Recommended time: 10 minutes

English

Topic: Writing a character description using adjectives and conjunctions in our writing.

We are going to be using our ideas from yesterday to write a character description of Grace.



Task 1: Read through the example of a character description of Grace. Look at examples of sentences which have used grammatical skills practised in last week's lessons. Can you see the adjectives used? Which conjunctions have been used?

Task 2: Using the word bank, write your own description of Grace. Think about what she looks like and what kind of character she is.

Sentence openers	adjectives	conjunctions
Grace is	afro	because
She has	braided	and
Her	kind	so
On top of her head	neat	with
Also she has	cute	if
Sometimes she	fun	
Often she	brave	
She likes	determined	
She wants	resilient	

Think about using: adjectives for description, a comma to separate 2 adjectives and different conjunctions to add detail. Don't forget those capital letters and full stops!

Recommended time: 35-40 minutes

Topic – Money

1. Watch the video <https://vimeo.com/479814464>



2. Print and complete the worksheet: **Maths Group A Wednesday Compare Money**



3.  **Year 2 maths** **S.9** Compare money amounts

4. EXTRA CHALLENGE:

Print and complete the problems **Maths Group A Wednesday Compare Money CHALLENGE**



Recommended time: 30-40 minutes

We are learning the different ways of spelling the 'u' sound.

u-e Overall best guess	oo Good in the middle of words	ew Usually only at the end of words	ue Usually only at the end of words	Less common graphemes
use	wool	few	value	uni <u>form</u>
cube	balloon	knew	venue	do <u>o</u>
huge	cool	dew	statue	you <u>u</u>
				view <u>u</u>
				lose <u>o</u>
				sh <u>oe</u> s

Phonics

Watch the Espresso video [Discovery Education Espresso - Sal's phonics - different ways to spell '\(y\) u'](#)

1. Work through the activity here [Discovery Education Espresso - Sorting by spelling \(ue, ew, u-e\)](#)
2. Next complete this activity [Discovery Education Espresso - Spelling \(ue and ew\)](#)

Login: adminvps Password: chrissie

Recommended time: 15-20 minutes

Topic

PE

Spend 30/40 minutes completing these times challenges.

You can do this lesson outside if you have an open space/garden or inside.

How many of each activity can you do in 2 minutes?

Ask an adult to time you and record your score. If you have time can you beat your previous score or challenge your adult to beat your score!!!

PE

1. 	Jumping Jacks	
2. 	Sit-Ups	
3. 	Hops	
4. 	Toe Touches	
5. 	Push-Ups	
6. 	Step-Ups	

THURSDAY

Reading



Read for around 15 minutes per day. We will set 3 books a week on Bug Club. Remember to click on the bug icons so you answer all the questions about the book.

www.activelearnprimary.co.uk

Handwriting

Practise your joined handwriting. Write a sentence using some of the words.

ck duck clock pack sick quick Jack

Recommended time: 10 minutes

English

Topic – Can I retell part of the story?

Today: Can I make notes to help me plan my retell?

Friday: Retell in full.

Today we will watch/listen to the story in full. We will be making notes about part of the story to help us plan for our writing tomorrow. Think about: Character feelings and using conjunctions such as 'when' 'and' 'but' and 'so'

You can use the word bank to help you. Your teacher will help you with this tasks before you complete is independently at home.

Sentence openers

The next day	Grace felt	Just then	She
When she	Then	Later	Ma
The following day	Afterwards	On Monday,	After that

Emotions/adjectives

excited	hopeful	determined
angry	worried	shocked
happy	confident	nervous

Can I plan what I am going to write by noting down ideas and key words?



Recommended time: 35-40 minutes

Topic – Money

1. Watch the video <https://vimeo.com/479815623>



2. Print and complete the worksheet: **Maths Group A Thursday Find the total**



3.  **Year 2 maths**
S.7 Least number of coins
S.8 Purchases: do you have enough money?

4. EXTRA CHALLENGE:

Print and complete the problems **Maths Group A Thursday Find the total CHALLENGE**



Recommended time: 30-40 minutes

We are learning the different ways of spelling the 'u' sound.

u-e Overall best guess	oo Good in the middle of words	ew Usually only at the end of words	ue Usually only at the end of words	Less common graphemes
use	wool	few	value	uni <u>form</u>
cube	balloon	knew	venue	do
huge	cool	dew	statue	you
				view
				lose
				shoes

Phonics

[Alternative Spellings /oo/ \(phonicsplay.co.uk\)](http://phonicsplay.co.uk)

1. Complete the Phoneme Spotter activity using the link above.
2. Complete the Word Sort activity using the link above.

Recommended time: 15-20 minutes

RE - Judaism

Can I understand the story of Passover and the important parts of the Seder meal?

Can you remember the story of Passover and Moses from last week? Watch this video to remind you, it also tells you about the special meal that is eaten called the Seder meal.


[The story of the Passover - 1st level Religious and moral education - BBC Bitesize](#)

Watch these videos for some extra information:

[Shopping for Pesach or Passover - 1st level Religious and moral education - BBC Bitesize](#) – a family shopping for their meal.

[The Four Questions of Passover - 1st level Religious and moral education - BBC Bitesize](#) – 4 questions about Passover

During the topic input in the afternoon, your teacher will share a PowerPoint on the Seder Meal.



Topic

Task 1 – Complete the Seder Meal Sheet. You can decide whether to try one or two stars.

Seder Plate
Cut out the pictures from page two and stick in the correct places on the Seder Plate.

Beitzah - a roasted, hardboiled egg for reminding them of the destruction of their Holy Temple.

Karpas - a vegetable dipped in salt water and eaten. This symbolises the sweat and tears that the slaves shed in Egypt.

Maror Chazeret - 2 types of bitter herbs.

Z'ro'a - a roasted meat bone to symbolise the offerings that were made in the Holy Temple.

Charoset - a mixture of ground apples, nuts, ginger, cinnamon and wine. This symbolises the mortar that the enslaved Hebrews were forced to use.

Task 2 – Purple Mash – Go to your 2Dos and complete the Seder Plate paint project.

Recommended time: 40-50 minutes

FRIDAY

Reading



Read for around 15 minutes per day. We will set 3 books a week on Bug Club. Remember to click on the bug icons so you answer all the questions about the book.
www.activelearnprimary.co.uk

Handwriting

Practise your joined handwriting. Practise this join and set of words.
st stop stick step still star first

Recommended time: 10 minutes

English

Topic: Can I retell part of a story?

Can I include how the characters are feeling?

Can I use the conjunctions 'when' 'and' 'but' 'so'?

Today we will be using the ideas we noted yesterday to help us re-write part of the story in our own words.

Task 1: Read the WAGOLL (What a good one looks like) and look at some of the grammatical skills demonstrated. Your teacher will do this task with you.

The next day at school the teacher told the class they were going to do Peter Pan for their play. Grace felt really excited to be Peter Pan so she put her hand up. She ignored Pia and Natalie when they said Peter Pan wasn't a girl and he didn't have black skin. She hoped her teacher would choose her, but then the teacher said they would need to hold auditions.

When she got home she felt very upset and told her Ma what

Task 2: Retell the part of the story from Thursday's plan. Use the word bank to help you start your sentences and support your use of adjectives to describe emotions felt by different characters. This will be independent work to be done in a book or on a piece of paper. We would love to see your work so remember to send it to your class emails if you can!

Sentence openers

The next day	Grace felt	Just then	She
When she	Then	Later	Ma
The following day	Afterwards	On Monday,	After that

Emotions/adjectives

excited	hopeful	determined
angry	worried	shocked
happy	confident	nervous

Recommended time: 35-40 minutes

Topic – Money

1. Watch the video <https://vimeo.com/479816379>



2. Print and complete the worksheets: **Maths Group A Friday Find the difference**



3. EXTRA CHALLENGE

Print and complete the problems **Maths Group A Friday Find the difference CHALLENGE**



Recommended time: 30-40 minutes

We are learning the different ways of spelling the ‘u’ sound.

u-e Overall best guess	oo Good in the middle of words	ew Usually only at the end of words	ue Usually only at the end of words	Less common graphemes
use	wool	few	value	uni form
cube	balloon	knew	venue	do o
huge	cool	dew	statue	you
				view
				lose
				shoes

[Alternative Spellings /oo/ \(phonicsplay.co.uk\)](http://phonicsplay.co.uk)

1. Complete the Phoneme Spotter activity using the link above.
2. Complete the Word Sort activity using the link above.

Recommended time: 15-20 minutes

Science: Keeping Healthy

Today we are thinking about medicines and what we need to know about using them safely.

1. Have a look at these two presentations. **Science Friday presentation 1 and 2.**



2. Do the quiz (If you print it, don't print the first page) **Science Friday task 1 quiz**
3. Create a poster to inform others about the dos and don'ts of using medicines safely. If you would like a template use **Science Friday task 2 poster**

Topic