





Year Group: 2 **GROUP B**

Home Learning

Weekly activities 11.1.21

MONDAY	
Reading	 <p>Read for around 15 minutes per day. We will set 3 books a week on Bug Club. Remember to click on the bug icons so you answer all the questions about the book.</p> <p>www.activelearnprimary.co.uk</p>
Handwriting	<p>Practise your joined handwriting. Practise this join and set of words.</p> <p>sl slug slide slip slip slush slap</p> <p>Recommended time: 10 minutes</p>
English	<p><u>Topic: Writing questions and statements</u></p> <p>This week we will start reading a book called <i>Amazing Grace</i>.</p> <p>We will start by looking at the front cover and the blurb. We will not be reading the book today, instead we will be writing statements and questions about what we know and what we would like to know.</p> <p>Teacher input. Your tasks:</p> <p>All children must:</p> <ol style="list-style-type: none"> Write at least 3 sentences about Grace using the blurb and the pictures from the book to help you. <p>Most children should:</p> <ol style="list-style-type: none"> Write 3 questions which you would like to find out about the character and her life? e.g Who do you live with? <p style="text-align: center;"><i>Use the word bank to help you with your ideas.</i></p> <p>Recommended time: 35-40 minutes</p>

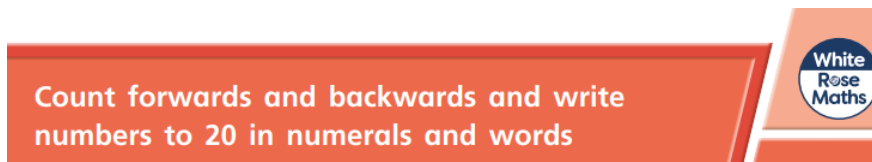


Topic – Place value

1. Watch the video <https://vimeo.com/453417031>

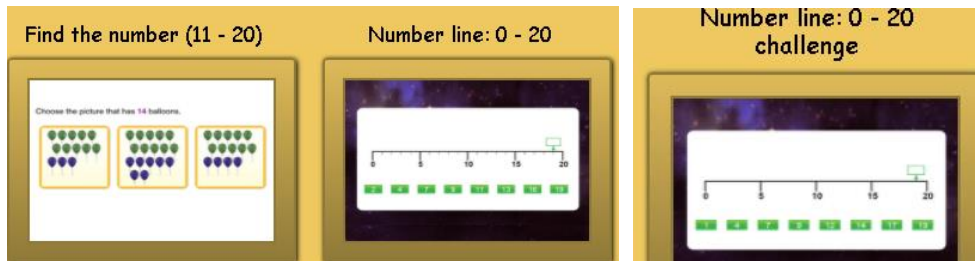


2. Print and complete the worksheet: **Maths Group B Monday**



3. [Discovery Education Espresso - Reading, writing and representing numbers](#)

Try these games




Recommended time: 30-40 minutes

Focus – reading and spelling words ending with two consonants.

1. Watch the video on words ending with two consonants (e.g. tent, belt, nest)

https://central.espresso.co.uk/espresso/primary_uk/subject/module/video/item.78775/grade1/module.63423/index.html



Phonics

2. Complete the 'blending' and 'reading' activities located to the right hand side of the video (see image above)

Recommended time: 15-20 minutes

Science: Keeping healthy

Remember last week we watched this video to think about main ways humans stay healthy.

<https://www.bbc.co.uk/bitesize/topics/z9yyzcdm/articles/zxvkd2p>

What do humans need
to stay healthy?

So far we have thought about exercise and healthy food. Today we are going to think about why it is important to keep ourselves clean.

1. Look at this presentation and discuss the how we make sure we keep clean and why it is important to do so. It is saved as **Science Monday presentation**.



2. Carry out an experiment! You will need black pepper or another spice. The instructions are attached - **Science Monday instructions and recording sheet**. Make sure complete the recording sheet as you go along.

Why Soap Works Experiment

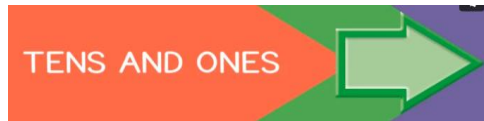
3. Discuss with your adults what happened and why you think this was. Then read the attached explanation. **Science Monday explanation of investigation**

Topic

	TUESDAY	
Reading		<p>Read for around 15 minutes per day. We will set 3 books a week on Bug Club. Remember to click on the bug icons so you answer all the questions about the book.</p> <p>www.activelearnprimary.co.uk</p>
Handwriting	<p>Practise your joined handwriting. Practise this join and write a sentence using these words.</p> <p>sl slug slide slip slip slush slap</p> <p>Recommended time: 10 minutes</p>	
English	<p><u>Topic:</u> Reading and writing the 'gr' sound.</p> <p>We will listen to the start of the story today. Our work will focus around using the 'gr' blend.</p> <p>Amazing Grace by Mary Hoffman - YouTube</p> <p>Task 1: Sound out and read each 'gr' word. Discuss its meaning with an adult. Draw a picture to match the word.</p> <p>Task 2: Can you write a sentence for each word? E.g The grass is long and lush.</p> <p>Challenge: Can you write some sentences about Grace? What does she look like? What kind of character is she? What does she like to do? E.g Grace loves to act.</p> <p>Recommended time: 35-40 minutes</p>	

Topic – Place value

1. Watch the video <https://vimeo.com/453417247>



2. Print and complete the worksheet: **Maths Group B Tuesday**



3.  A.3 A.4 A.5


Recommended time: 30-40 minutes

Maths

Focus – reading and spelling words ending with two consonants.

1. Watch the video from yesterday on words ending with two consonants (e.g. tent, belt, nest)

https://central.espresso.co.uk/espresso/primary_uk/subject/module/video/item78775/grade1/module63423/index.html



2. Complete the 'spelling' activity located to the right hand side of the video (see image above).
3. Play Picnic on Pluto <https://www.phonicsplay.co.uk/resources/phase/4/picnic-on-pluto>
Play the Phase 4, CVCC words set 1-7
Login: adminvps Password: chrissie

Recommended time: 15-20 minutes

Phonics

Topic	<p>Computing: Purple Mash - 2Paint A Picture</p> <p>In Year 2 this term we will be learning about People of the Past, including different artists and different styles of art.</p> <p>This week's focus is Pointillism.</p> <ol style="list-style-type: none">1) Read through the attached PDF which will guide you through the learning.2) Create your own Pointillism piece of artwork using 2Paint A Picture.3) Remember to save your work so your teachers can comment and enjoy your work.
-------	---

WEDNESDAY

Reading



Read for around 15 minutes per day. We will set 3 books a week on Bug Club. Remember to click on the bug icons so you answer all the questions about the book.
www.activelearnprimary.co.uk

Handwriting

Practise your joined handwriting. Practise this join and words.


ck duck clock pack sick quick Jack

Recommended time: 10 minutes

English

Topic: Ordering and retelling the start of the story.

[Amazing Grace by Mary Hoffman - YouTube](#)



We will listen to the start of the story again today. Listen carefully because you will have to order pictures from the story for your task.

All children must:

Task 1: Cut out the pictures and put them in order. Can you retell the story verbally to your adult?

Remember to use full sentences and make sure they make sense.

Most children should:

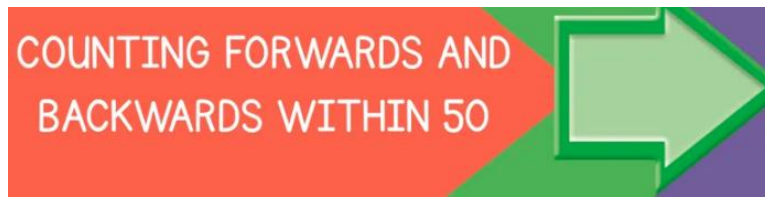
Task 2: Stick them on some paper and write your sentences to retell the story in your own words. Use the pictures to help you.

Challenge: What do you think might happen next? Write some sentences predicting the next things that may happen in the story. E.g I think that.

Recommended time: 35/40 minutes

Topic – Place value

1. Watch the video <https://vimeo.com/453417546>



1. Print and complete the worksheet: **Maths Group B Wednesday**



2.  **Year 2 maths** A.11

Recommended time: 30-40 minutes

Focus – reading and spelling words ending with two consonants.

1. Watch the new video on words ending with two consonants (e.g. *tent*, *belt*, *nest*)

https://central.espresso.co.uk/espresso/primary_uk/subject/module/video/item78776/grade1/module63423/index.html



2. Complete the 'blending' and 'reading' activities located to the right hand side of the video (see image above)

Recommended time: 15-20 minutes

Topic

PE

Spend 30/40 minutes completing these times challenges.
You can do this lesson outside if you have an open space/garden or inside.
How many of each activity can you do in 2 minutes?
Ask an adult to time you and record your score. If you have time can you beat your previous score or challenge your adult to beat your score!!!

PE

<p>1. </p>	<p>Jumping Jacks</p>	
<p>2. </p>	<p>Sit-Ups</p>	
<p>3. </p>	<p>Hops</p>	
<p>4. </p>	<p>Toe Touches</p>	
<p>5. </p>	<p>Push-Ups</p>	
<p>6. </p>	<p>Step-Ups</p>	

THURSDAY

Reading



Read for around 15 minutes per day. We will set 3 books a week on Bug Club. Remember to click on the bug icons so you answer all the questions about the book.
www.activelearnprimary.co.uk

Handwriting

Practise your joined handwriting. Practise these joins and write a sentence.

ck duck clock pack sick quick Jack

Recommended time: 10 minutes

English

Topic – Writing a complete sentence for each picture.

Today we will be watching/listening to more of the story. We will be reminding ourselves of the sentence structure work that we looked at last week on Espresso and using these skills to write our own sentences for pictures from the story.

[Amazing Grace by Mary Hoffman - YouTube](#)

Can I write a sentence about a picture?



Useful words:

Grace	she
put	hand
because	children

Recommended time: 35/40 minutes

Topic –

1. Watch the video <https://vimeo.com/453417703>



Print and complete the worksheet: **Maths Group B Thursday**

- 2.

Tens and ones



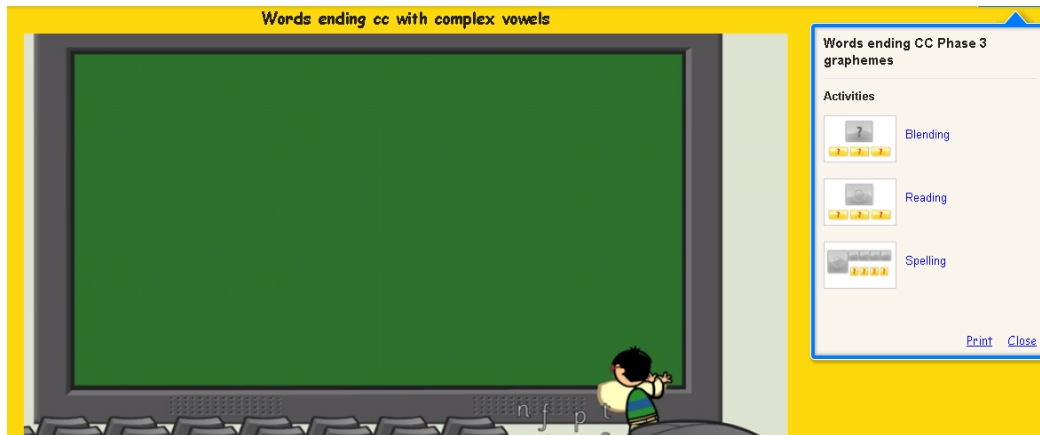
3. [Discovery Education Espresso - Place value cards: 1 - 99 \(numbers\)](#)

Recommended time: 30-40 minutes

Focus – reading and spelling words ending with two consonants.

1. Watch the video from yesterday on words ending with two consonants (e.g. tent, belt, nest)

https://central.espresso.co.uk/espresso/primary_uk/subject/module/video/item78776/grade1/module63423/index.html



Phonics

1. Complete the 'spelling' activity located to the right hand side of the video (see image above).
2. Play Picnic on Pluto <https://www.phonicsplay.co.uk/resources/phase/4/picnic-on-pluto>
Play the Phase 4, CVCC words set 1-7 plus digraphs
Login: adminvps Password: chrissie

Recommended time: 15-20 minutes

RE - Judaism

Can I understand the story of Passover and the important parts of the Seder meal?

Can you remember the story of Passover and Moses from last week? Watch this video to remind you, it also tells you about the special meal that is eaten called the Seder meal.


[The story of the Passover - 1st level Religious and moral education - BBC Bitesize](#)

Watch these videos for some extra information:

[Shopping for Pesach or Passover - 1st level Religious and moral education - BBC Bitesize](#) – a family shopping for their meal.

[The Four Questions of Passover - 1st level Religious and moral education - BBC Bitesize](#) – 4 questions about Passover

During the topic input in the afternoon, your teacher will share a PowerPoint on the Seder Meal.



Topic

Task 1 – Complete the Seder Meal Sheet. You can decide whether to try one or two stars.

Seder Plate
Cut out the pictures from page two and stick in the correct places on the Seder Plate.

Beitzah - a roasted, hardboiled egg for reminding them of the destruction of their Holy Temple.

Karpas - a vegetable dipped in salt water and eaten. This symbolises the sweat and tears that the slaves shed in Egypt.




Maror Chazeret - 2 types of bitter herbs.

Z'ro'a - a roasted meat bone to symbolise the offerings that were made in the Holy Temple.

Charoset - a mixture of ground apples, nuts, ginger, cinnamon and wine. This symbolises the mortar that the enslaved Hebrews were forced to use.

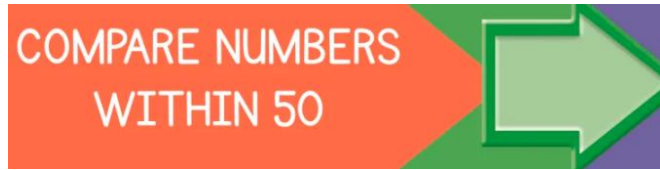
Task 2 – Purple Mash – Go to your 2Dos and complete the Seder Plate paint project.

Recommended time: 40-50 minutes

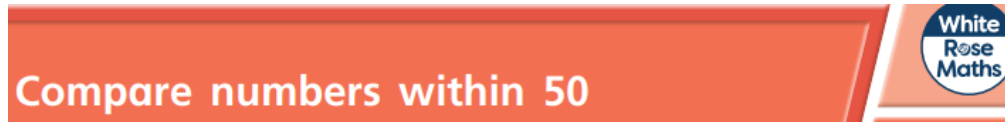
	FRIDAY	
Reading	 <p>Read for around 15 minutes per day. We will set 3 books a week on Bug Club. Remember to click on the bug icons so you answer all the questions about the book.</p> <p>www.activelearnprimary.co.uk</p>	
Handwriting	<p>Practise your joined handwriting. Write a sentence using some of the words.</p> <p>st stop stick step still star first</p> <p>Recommended time: 10 minutes</p>	
English	<p>Topic – Book review using 'because' to explain your ideas.</p> <p>Today we will watch/listen to the story again. Think about what your favourite part is and why. Your task today to write a book review about Amazing Grace. Choose which template, A or B, suits you best!</p> <div style="display: flex; justify-content: space-around;"> <div style="text-align: center;">  <p>Template A</p> </div> <div style="text-align: center;">  <p>Template B</p> </div> </div> <p>Recommended time: 35/40 minutes</p>	

Topic –Place value

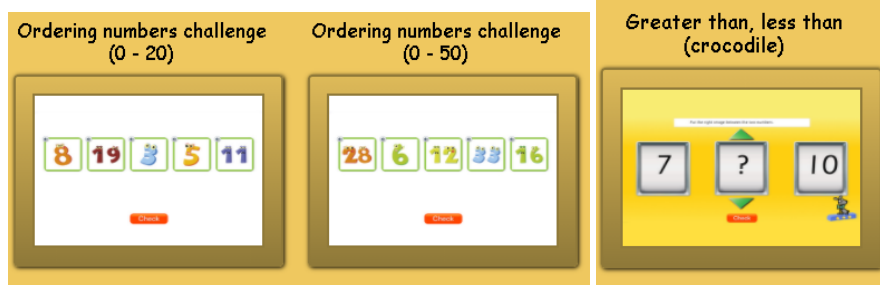
1. Watch the video <https://vimeo.com/453561160>



2. Print and complete the worksheet **Maths Group B Friday**



3. Try these games [Discovery Education Espresso - Ordering and comparing](#)



Recommended time: 30-40 minutes

Phonics

Focus – reading and spelling words ending with two consonants.

Time to practise reading and spelling words ending in two consonants!

1. Play Buried Treasure

<https://www.phonicsplay.co.uk/resources/phase/4/buried-treasure>

Click on CVCC words set 1-7

2. Read the sentences

<https://www.phonicsplay.co.uk/resources/phase/4/sentences-4>

Click on Monday's sentences. Can you read the sentences?

Challenge: choose a sentence. Read it 3 times. Hide the sentence. Can you rewrite it with perfect spelling from memory?

3. Tricky Word Trucks

<https://www.phonicsplay.co.uk/resources/phase/4/tricky-word-trucks>

Can you read the Phase 4 Tricky Words? These are new words so it may be a challenge!

Have a try and give it your best.

Recommended time: 15-20 minutes

Topic

Science: Keeping Healthy

Today we are thinking about medicines and what we need to know about using them safely.

1. Have a look at these two presentations. **Science Friday presentation 1 and 2.**



2. Do the quiz (If you print it, don't print the first page) **Science Friday task 1 quiz**

Create a poster to inform others about the dos and don'ts of using medicines safely. If you would like a template use **Science Friday task 2 poster**