

Valley Primary School

A Member School of Connect Schools Academy Trust



Beckenham Lane, Bromley, BR2 0DA


email: admin@valley.bromley.sch.uk
website: www.valley.bromley.sch.uk

telephone: 020 8460 1121
fax: 020 8466 8124


Year Group: 2 **GROUP A**

Home Learning

Weekly activities 25.1.21

	MONDAY
Reading	 <p>Read for around 15 minutes per day. We will set 3 books a week on Bug Club. Remember to click on the bug icons so you answer all the questions about the book.</p> <p>www.activelearnprimary.co.uk</p>
Handwriting	<p>Practise your joined handwriting. Practise this join and set of words.</p> <p><i>re ve there are move waved cave</i></p> <p>Recommended time: 10 minutes</p>

Topic: Writing a letter **Recommended time:** 35-40 minutes



[Princess Grace - Children's Stories | Book Read Aloud | Kids Books - YouTube](#)

This week we will be starting another book from the Amazing Grace series called Princess Grace. Today we will read the first few pages from the book and discuss some of the main points. Grace's school is running a new competition and the winner will get to be a princess on the carnival float. Grace is very keen to win but so is every other girl in the school.

In our lesson we will recap the format of a letter and look at some examples of your work from Friday. Today Grace (you!) will write a letter to your father telling him all about the competition and why you so desperately want to win. You might tell him about Natalie and her eagerness to win. You could share with him your plan to win and how you intend to be the best princess in the school.

Task 1: Read the WAGOLL. Underline examples of different ways to start sentences and examples of conjunctions used.

Task 2: Use the WAGOLL as inspiration to write your own letter as Grace. Use the sentence openers and conjunctions underlined in task 1 in your own writing. You can write your letter on the template provided or on lined paper in a book.

English

Dear Papa,

I hope you are well. I am writing to tell you all about an exciting competition that school are running and that I am hoping to win!

Last week I saw a poster in school which said 'Princess Competition' and I knew right away that it was the competition for me. Can you imagine how excited I have been? You know how much I love to read stories and stories with princesses in are my absolute favourite. A girl in my class called Natalie says she is going to win but I think I have a good chance too. I have decided I will read all my favourite princess stories again like Cinderella, The Princess and the Pea and Snow White so I can remind myself what princesses are really like. Then I will ask Ma to help me make the best princess outfit EVER so I can be the best princess I can be. The outfit will probably be pink with a diamond tiara because that is what real princesses wear.... I think it is anyway. I need to get reading and find out!

I will write to you soon to tell you how things went. Wish me luck!

Love from,

Grace xx

Topic – Multiplication

1. Watch the video <https://vimeo.com/488110327>



1. Print and complete the worksheet: *Maths Group A Monday Add equal groups*



2. EXTRA CHALLENGE

MATHS GROUP A MONDAY Equal groups reasoning

Eva and Whitney are making equal groups of bread rolls.



Recommended time: 30-40 minutes

Focus: Silent letters – introduction

1. Watch the Espresso video introducing you to silent letters. Click on the link below.
[Discovery Education Espresso - Silent letters](#)
2. Play 'Spot the silent letter'. Click on the link below.
[Discovery Education Espresso - Silent letters: spot the silent letter](#)
3. How many of the silent letter words can you get? Click on the link below. Print or write the words on a sheet of paper.
[silent_letters \(espresso.co.uk\)](#)


The answer sheet for activity 3 is here: [silent_letters_answers \(espresso.co.uk\)](#)

Recommended time: 15-20 minutes

Maths


Phonics

Topic - DT	<p>Design Technology (DT): Sensational Salad</p> <p>Task 1: Read through the PDF attached and discuss each page. Task 2: Write 2 more 'Fishy Facts' (PDF page 9) Task 3: Make a flying fish and write your 'Fishy Fact' on it.</p> <p>Recommended time: 30-40 minutes</p>
------------	--

	TUESDAY
Reading	 <p>Read for around 15 minutes per day. We will set 3 books a week on Bug Club. Remember to click on the bug icons so you answer all the questions about the book.</p> <p><u>www.activelearnprimary.co.uk</u></p>
Handwriting	<p>Practise your joined handwriting. Write a sentence using some of these words.</p> <p>re ve <u>there are move waved cave</u></p> <p>Recommended time: 10 minutes</p>

Topic: Handwriting

Your work today will be a handwriting focus where you will be concentrating on making your letters the correct size in relation to each other



Task 1: Practise forming capital and lower case letters. Make sure you start and finish them in the correct place. Notice how some letters are taller (l,d,h) and some are smaller (a,c,e) and some letters sit on the line with a tail underneath (g,y,p) You could try writing them on lined paper to see how they sit differently and how they are different sizes.

Aa Bb Cc Dd Ee Ff
Gg Hh Ii Jj Kk Ll Mm
Nn Oo Pp Qq Rr Ss Tt
Uu Vv Ww Xx Yy Zz

Lots of you are beginning to join some letters which is fantastic to see. Please use your joining skills in Task 2 as well the skills discussed in task 1.

Task 2: Read the sentences about Grace and sort them into 2 piles. True and False. Write the subheading 'TRUE' and copy the sentences neatly under each subheading. The focus here is on letter formation (and joining skills where possible) and on trying to make your tall and short letters the correct size in relation to each other.

Can I form my letters neatly and use some joining in my writing?

Task 2: Read each sentence and give it a tick if it's true or a cross if it's false.

Grace lives with her Papa.
She has a small cat called Paw Paw.
Grace loves to read and act out stories with her toys.
She hates stories with princesses in them.
She loves stories with princesses in them.
Natalie is her best friend at school.

On lined paper, copy the true statements under the heading 'true'.

Do the same for the false statements Remember to form your letters neatly and join where you can.

Challenge: Add one statement of your own to each category.

Task 3: Add your own sentences under each category remembering to use your best handwriting. Aim for 2 of your own for each category.

Recommended time: 35-40 minutes

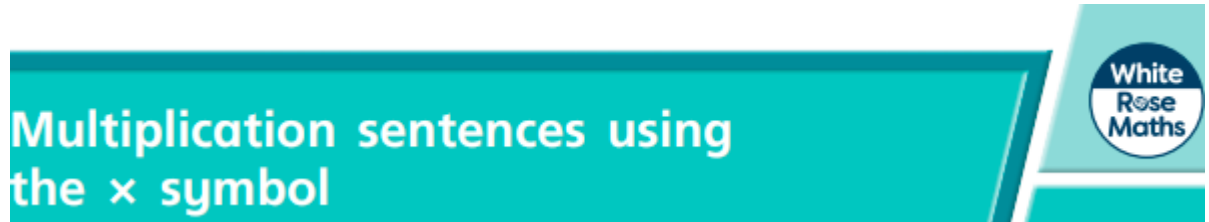
English


Topic – Multiplication

1. Watch the video <https://vimeo.com/488111269>



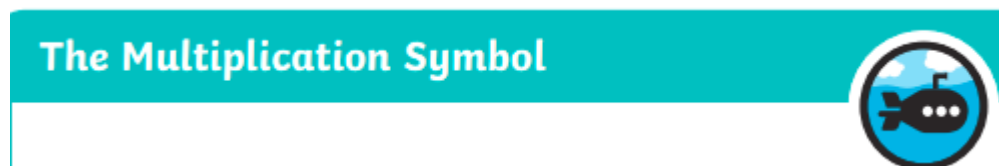
2. Print and complete the worksheet: *Maths Group A Tuesday Multiplication using the x symbol*



3.  **Year 2** **X.4** Relate addition and multiplication for equal groups

4. EXTRA CHALLENGE:

Print and complete the problems *Maths Group A Tuesday The multiplication symbol CHALLENGE*



Recommended time: 30-40 minutes

Focus: Silent letters – silent ‘k’ and ‘g’


1. View the ‘Strategy Shop’ to help with spelling silent letter words. Click on the link below.
[Strategy Shop \(spellingplay.co.uk\)](http://spellingplay.co.uk)
2. Read ‘The Tale of the Knight and the Gnome’. Underline all words with a silent ‘k’ or ‘g’. The story is saved on our website as ‘Tuesday group A phonics gn-and-kn-phoneme-spotter-story’.
3. Challenge – put 5 of the words with a silent ‘k’ or ‘g’ from activity 2 in to your own sentences.

Recommended time: 15-20 minutes


Maths

Phonics

Topic	<p>Computing: Purple Mash - 2Paint A Picture</p> <p>In Year 2 this term we will be learning about People of the Past, including different artists and different styles of art.</p> <p>This week's focus is the Art Nouveau Arts and Crafts Movement.</p> <p>1) Read through the attached PDF which will guide you through the learning.</p> <p>2) Create your own wallpaper in the style of William Morris using 2Paint A Picture.</p> <p>3) Remember to save your work so your teachers can comment and enjoy your work.</p> <p>Recommended time: 30-40 minutes</p>
-------	--

	WEDNESDAY
Reading	<div style="display: flex; align-items: center;">  <div style="margin-left: 10px;"> <p>Read for around 15 minutes per day. We will set 3 books a week on Bug Club. Remember to click on the bug icons so you answer all the questions about the book.</p> <p><u>www.activelearnprimary.co.uk</u></p> </div> </div>
Handwriting	<p>Practise your joined handwriting. Practise these joins and words.</p> <p><i>wl owl howl growl slowly</i></p> <p>Recommended time: 10 minutes</p>

Topic: Designing a princess and describing it using 'so' 'because' 'which' and 'that'



Today we will be reading more of the story. Grace learns that not all princesses are the same and that they are about much more than just about being 'pretty'. She learns about some real life princesses who are far more interesting than the ones in her traditional books! Today you will be designing your own modern (not traditional fairy tale) princess (or prince) and describing what she is wearing. Think about what your princess might need to do her job. What does she do? Is she a spy? A scientist? A teacher even! Will she wear glasses? Will she need to wear any particular types of clothes? What tools will she need?

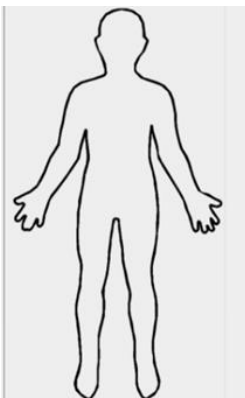
Task 1: Draw/design your own princess (or prince)

Task 2: Write descriptive sentences about your princess/prince and their outfit. Aim to write 8 sentences about your princess and what she is wearing. Use the conjunctions outlined to add detail:

e.g This princess wears soft trainers *so* she can run fast.

This princess wears a magnifying glass around her neck *which* allows her to investigate crimes.

Use the outline to help you or draw your own from scratch. Use the word bank to support you with your sentences.



Wednesday - Phrase bank princess/prince description

Sentence opener	Conjunction
This princess has	<i>which</i>
She has	<i>because</i>
Also she has	<i>so</i>
On her head she has	<i>that</i>
Her... is	
She enjoys	
She likes	

Recommended time: 35-40 minutes

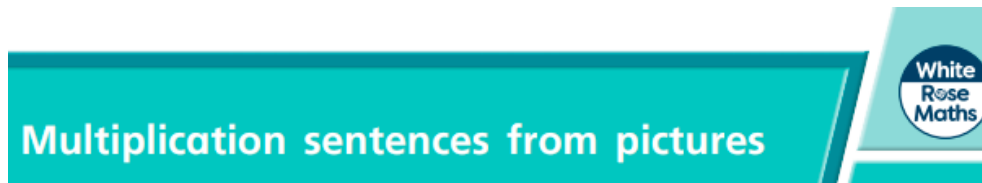
English

Topic – Multiplication

1. Watch the video <https://vimeo.com/488113679>



2. Print and complete the worksheet: **Maths Group A Wednesday Multiplication sentences from pictures**



X.2 Identify multiplication expressions for equal groups

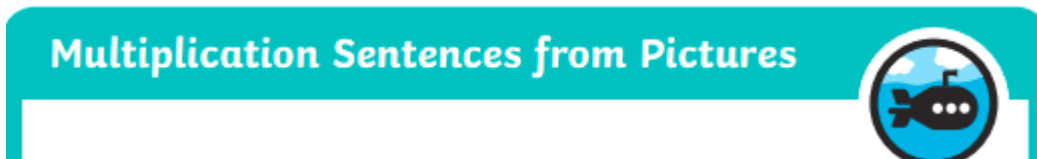
X.3 Write multiplication sentences for equal groups

3.  **Year 2**

4. EXTRA CHALLENGE:

Print and complete the problems

Maths Group A Wednesday Multiplication sentences from pictures CHALLENGE



Recommended time: 30-40 minutes

Focus: Silent letters – silent ‘k’ and ‘g’

1. Complete the sheet saved on the website entitled ‘Wednesday group A phonics kn-grapheme-missing-words’.
2. Complete the sheet saved on the website entitled ‘Wednesday group A phonics gn-grapheme-missing-words’.
3. Have a go at Tricky Trucks for Phase 5b Tricky words
[Tricky Word Trucks \(phonicsplay.co.uk\)](http://phonicsplay.co.uk)



Recommended time: 15-20 minutes

Maths

Phonics

Topic - PE	<p>PE – Dinosaurs</p> <p>Task 1: Watch Jurassic Chase – Dinosaur PE game Jurassic Chase - Dinosaur PE Game - YouTube</p> <p>Task 2: Watch Dinosaur Stomp on You Tube. https://www.youtube.com/watch?v=lmhi98dHa5w</p> <p>Task 3: Complete the dinosaur challenges</p> <ul style="list-style-type: none"> • Curl up small like a dinosaur egg • Slowly move as if you are coming out the egg like a new baby dinosaur • Stretch your arms out wide like a Pterodactyl • Stomp like a T-Rex, try to keep your knees high • Reach up high like a Diplodocus • Weave your body like a swimming Mosasaurus • Stretch in different directions like a Brachiosaurus searching for food in the tree <p>CHALLENGE: Can you put all these moves into a sequence and create a dinosaur dance. You could even think of your own movements to use. Now try and perform the sequence of moves to this dinosaur themed music. Cool Dinosaur Music, Prehistoric Music & Ancient Music - The Land Before Time 🎵 - YouTube Recommended time: 50-60 minutes</p>
------------	--



	THURSDAY
Reading	 <p>Read for around 15 minutes per day. We will set 3 books a week on Bug Club. Remember to click on the bug icons so you answer all the questions about the book. www.activelearnprimary.co.uk</p>
Handwriting	<p>Practise your joined handwriting. Write a sentence using some of the words.</p> <p> owl howl growl slowly</p> <p>Recommended time: 10 minutes</p>

Topic: Comparing princess using 'but' 'whereas' and 'however'

Today we will be re-reading our story again and looking at some of your work from yesterday. What designs did you come up with? What interesting jobs do your princesses do and what sort of things are they wearing? Today we will be comparing different princesses (and princes) and using the conjunction above to help us.

e.g This princess wears delicate, glass slippers whereas mine has comfy trainers on her feet.

This princess has a sparkly, diamond tiara but mine wears a sturdy, warrior helmet.

You can compare your princess with Cinderella or a real one from the story. If you have designed a prince, compare him to the traditional Prince Charming. It's up to you. Choose 2 and compare them in your writing. Remember to use comparative conjunctions in your writing.



Princess Amina of Africa



Princess Pin Yang of China



Cinderella



Prince Charming

Phrase bank for princess/prince comparison

Sentence opener	Comparative conjunction
This princess has	<i>whereas</i>
She has	<i>but</i>
Also she has	<i>however</i>
On her head she has	
Her... is	
She enjoys	
She likes	

Recommended time: 35-40 minutes

Topic – Multiplication

1. Watch the video <https://vimeo.com/490417143>



2. Print and complete the worksheet: **Maths Group A Thursday Use arrays**



3.  **Year 2 maths**

X.5 Identify multiplication expressions for arrays

X.6 Write multiplication sentences for arrays

4. EXTRA CHALLENGE:

Print and complete the problems **Maths Group A Thursday Use arrays CHALLENGE**



Recommended time: 30-40 minutes

Focus: Silent letters – silent w

1. Complete the sheet on the website entitled 'Thursday group A phonics w-grapheme-missing-words'
2. Complete the Purple Mash To Do entitled 'Silent 'w' phonics quiz'.
3. Have a go at the 'look, say, cover, write, check silent w' sheet saved on the website. Remember to follow the instructions; look at the word, say the word, cover the word, write the word and finally check your spelling of the word!

Recommended time: 15-20 minutes

Maths

Phonics

RE - Judaism

Can I explain what you might see and experience at a Synagogue?

This video clip introduces a synagogue by following a Jewish family visiting to observe Shabbat
[Celebrating Shabbat at the synagogue - KS1 Religious Education - BBC Bitesize](#)

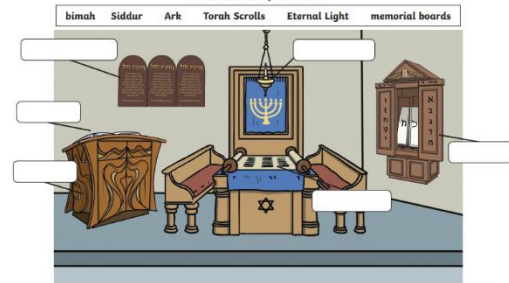
During the topic input, the teacher will share a PowerPoint about the Jewish synagogue.



Task 1: Complete the sheet labelling the Synagogue.

Places of Worship: Synagogue

Fill in the blanks from the list.



Challenge:

If you want a challenge that helps you check what you remember about the objects in the synagogue, have a go at this task. You may need some help reading some of the descriptions.

Parts of a Synagogue

How much can you remember about the objects in a synagogue? Cut out each picture and place it next to the description of the object it shows. Can you fill in the missing names?

ark	<input type="text"/>	The special place on the main wall where the Torah is kept.
<input type="text"/>	<input type="text"/>	The raised platform where the cantor stands and the Torah is placed.
tallit	<input type="text"/>	A shawl worn by men when they pray in the synagogue.
<input type="text"/>	<input type="text"/>	A light above the ark which is always lit.

Recommended time: 40-50 minutes

FRIDAY

Reading



Read for around 15 minutes per day. We will set 3 books a week on Bug Club. Remember to click on the bug icons so you answer all the questions about the book.
www.activelearnprimary.co.uk

Handwriting

Practise your joined handwriting. Practise this join and set of words.

of ff off coffee soft lift fluffy toffee

Recommended time: 10 minutes

English

Topic: Can I express an opinion about the 3 books we have read?

Today we will read the rest of the story. Which story did you prefer and why? Who would you recommend it to? Your task today will be express opinions about the three books and write them in your book. Use the template to help you organise your ideas.

Can I express my opinion about books I have read?



1. Explain which is your favourite Grace story and why. |




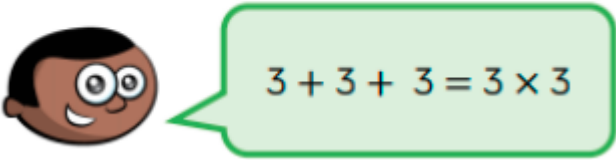


I like because

I would recommend this book to because

This book made me feel..... especially when.....

This book reminded me of ...

Recommended time: 35-40 minutes

Maths	<p><u>Topic – Multiplication</u></p> <ol style="list-style-type: none"> We will work together in the online lesson to review the week’s learning. Complete the worksheet. Maths Group A Friday review of week multiplication <p>MATHS GROUP A FRIDAY Can I consolidate what I have learnt about multiplication this week?</p> <div style="border: 1px solid black; padding: 5px; margin: 10px 0;"> <p> Are the groups equal or unequal? Write a label for each.</p> <div style="display: flex; justify-content: space-around; align-items: center;"> <div style="text-align: center;">  </div> <div style="border: 1px solid black; width: 60px; height: 25px; margin-left: 20px;"></div> </div> <div style="display: flex; justify-content: space-around; align-items: center; margin-top: 10px;"> <div style="text-align: center;">  </div> <div style="border: 1px solid black; width: 60px; height: 25px; margin-left: 20px;"></div> </div> </div> <ol style="list-style-type: none"> CHALLENGE Complete the worksheet Maths Group A Friday review of week multiplication CHALLENGE <p>MATHS GROUP A FRIDAY Multiplication REASONING</p> <div style="text-align: center; margin: 10px 0;">  </div> <p>Recommended time: 30-40 minutes</p>
Phonics	<p>Focus: Silent letters – silent k, g and w</p> <ol style="list-style-type: none"> Complete the sheet on the website entitled ‘Friday group A phonics gn-kn-or-wr-Spelling-Activity’ Revisit the ‘Strategy Shop’ to help with spelling silent letter words. Click on the link below. Strategy Shop (spellingplay.co.uk) Challenge – how many silent k, g and n words can you put in to the SAME silly sentence? e.g. I know I wrapped a wrinkly knitted gnome present for a wren yesterday. <p>Recommended time: 15-20 minutes</p>
Topic	<p>Music Join the Teams lesson!</p> <div style="display: flex; justify-content: space-around; align-items: center;">   </div>