

Valley Primary School

A Member School of Connect Schools Academy Trust



Beckenham Lane, Bromley, BR2 0DA


email: admin@valley.bromley.sch.uk
website: www.valley.bromley.sch.uk

telephone: 020 8460 1121
fax: 020 8466 8124

Year Group: 2 **GROUP B**


Home Learning

Weekly activities 25.1.21

	MONDAY
Reading	 <p>Read for around 15 minutes per day. We will set 3 books a week on Bug Club. Remember to click on the bug icons so you answer all the questions about the book. www.activelearnprimary.co.uk</p>
Handwriting	<p>Practise your joined handwriting. Practise this join and set of words.</p> <p><i>re ve there are move waved care</i></p> <p>Recommended time: 10 minutes</p>

Topic: Plural nouns

[Princess Grace - Children's Stories | Book Read Aloud | Kids Books - YouTube](#)



This week we will be starting another book from the Amazing Grace series called Princess Grace. Today we will read the first few pages from the book and discuss some of the main points. We discover that Grace loves pretending to be a princess. In fact she LOVES being many different famous princesses. Today's lesson is a SPAG lesson and work centres around the spelling of plural nouns using 'e' and 'es'.

All children must

Activity 1: Watch the video about adding 's' and 'es'

https://central.espresso.co.uk/espresso/primary_uk/subject/module/frontscreen/item910304/graded/index.html



User name: student16583 P/W: valley







Activity 2: Complete activity 1 on Espresso. Use the sound button to hear each word and sort them into the right column.

Most children should




Activity 3: Complete activity 3 on Espresso. Use your speaking and listening skills to help you. Say the plural noun to yourself. Does it sound like it takes 'es' or and 's' when you say it?

Some children could:

Activity 4: Complete the adding 's' and 'es' work sheet. Have a go at using the plural nouns in your own sentences.

Singular	Plural
 cup	
 apple	
 bee	

Recommended time: 35-40 minutes

<p style="writing-mode: vertical-rl; transform: rotate(180deg);">Maths</p>	<p>Topic – Multiplication</p> <p>1. Watch the video https://vimeo.com/480212584</p>  <p>2. Print and complete the worksheet: Maths Group B Monday Add equal groups</p>  <p>3.  Year 2 A.9</p> <p>Recommended time: 30-40 minutes</p>
<p style="writing-mode: vertical-rl; transform: rotate(180deg);">Phonics</p>	<p>Focus – Long Words (Phase 4)</p> <p>1. Watch the video. Link is here: Discovery Education Espresso - Kim's phonics - long words</p> <p>2. Complete the blending activity. Link is here: Discovery Education Espresso - Blending sounds (Polysyllabic words)</p> <p>3. Complete the reading activity. Link is here: Discovery Education Espresso - Reading (Polysyllabic words)</p> <p>Recommended time: 15-20 minutes</p>
<p style="writing-mode: vertical-rl; transform: rotate(180deg);">Topic - DT</p>	<p>Design Technology (DT): Sensational Salad</p> <p>Task 1: Read through the PDF attached and discuss each page.</p> <p>Task 2: Write 2 more 'Fishy Facts' (PDF page 9)</p> <p>Task 3: Make a flying fish and write your 'Fishy Fact' on it.</p> <p>Recommended time: 30-40 minutes</p>

TUESDAY

Reading



Read for around 15 minutes per day. We will set 3 books a week on Bug Club. Remember to click on the bug icons so you answer all the questions about the book.

www.activelearnprimary.co.uk

Handwriting


Practise your joined handwriting. Practise this join and write a sentence using these words.

re ve there are move waved cave

Recommended time: 10 minutes

Topic: Sentence order and handwriting

Today we will read the beginning of the story again. Your work will focus around being able to order sentences that have been jumbled up! You will need to use your understanding of sentence structure to put them in the right order. You will also be focussing on your handwriting skills to copy them neatly underneath.



All children must:

Task 1: Practise forming capital and lower case letters. Make sure you start and finish them in the correct place. Notice how some letters are taller (l,d,h) and some are smaller (a,c,e) and some letters sit on the line with a tail underneath (g,y,p) You could try writing them on lined paper to see how they sit differently and how they are different sizes.

Aa Bb Cc Dd Ee Ff
Gg Hh Ii Jj Kk Ll Mm
Nn Oo Pp Qq Rr Ss Tt
Uu Vv Ww Xx Yy Zz

Most children should




Task 2: Cut out the jumbled sentences and order them. Then copy them underneath. Remember to think about your letter formation and sitting your letters neatly on the line.

1	as a	likes	Grace	dressing up	princess.	
2	read	to	loves	books.	She	
3	made	She	play	cat	her	the beast
4. (change tricky word)	wants	Grace	to win	competition.	the	

Some children could:

Task 3: Write your own sentences about the story so far. Concentrate on saying the sentence to yourself before writing it and take care to use your best handwriting.

Recommended time: 35-40 minutes

<p style="writing-mode: vertical-rl; transform: rotate(180deg);">Maths</p>	<p><u>Topic – Multiplication</u></p> <p>1. Watch the video https://vimeo.com/488110327</p>  <p>(Video 2)</p> <p>1. Print and complete the worksheet: Maths Group B Tuesday Add equal groups 2</p>   <p>Recommended time: 30-40 minutes</p>
<p style="writing-mode: vertical-rl; transform: rotate(180deg);">Phonics</p>	<p>Focus – Long Words (Phase 4)</p> <ol style="list-style-type: none"> 1. Watch the video. Link is here: Discovery Education Espresso - Kim's phonics - long words 2. Complete the spelling activity. Link is here: Discovery Education Espresso - Spelling (Polysyllabic words) 3. Match the correct sentence to the picture. Sheet can be found on our website entitled 'Tuesday Group B phonics matching activity' <p>Recommended time: 15-20 minutes</p>
<p style="writing-mode: vertical-rl; transform: rotate(180deg);">Topic</p>	<p>Computing: Purple Mash - 2 Paint A Picture</p> <p>In Year 2 this term we will be learning about People of the Past, including different artists and different styles of art.</p> <p>This week's focus is the Art Nouveau Arts and Crafts Movement.</p> <ol style="list-style-type: none"> 1) Read through the attached PDF which will guide you through the learning. 2) Create your own wallpaper in the style of William Morris using 2Paint A Picture. 3) Remember to save your work so your teachers can comment and enjoy your work. <p>Recommended time: 30-40 minutes</p>

WEDNESDAY

Reading



Read for around 15 minutes per day. We will set 3 books a week on Bug Club. Remember to click on the bug icons so you answer all the questions about the book.

www.activelearnprimary.co.uk

Handwriting


Practise your joined handwriting. Practise this join and words.

wl

owl howl growl slowly

Recommended time: 10 minutes

Topic – Designing a princess and describing it using 'so'



Today we will be reading more of the story. Grace learns that not all princesses are the same and that they are about much more than just about being 'pretty'. She learns about some real-life princesses who are far more interesting than the ones in her traditional books! Today you will be designing our own modern-day princess (or prince) and describing what she is wearing using 'so'. Think about what your princess might need to do her job. What does she do? Will she wear glasses? Will she need to wear any particular types of clothes? What tools will she need?

All children must:

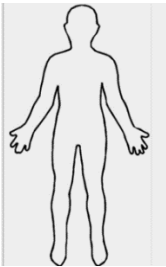
Task 1: Draw/design your own princess (or prince)

Most children should:

Task 2: Write descriptive sentences using 'so'. Aim to write 5 sentences about your princess and what she is wearing.

e.g This princess wears soft trainers so she can run fast.


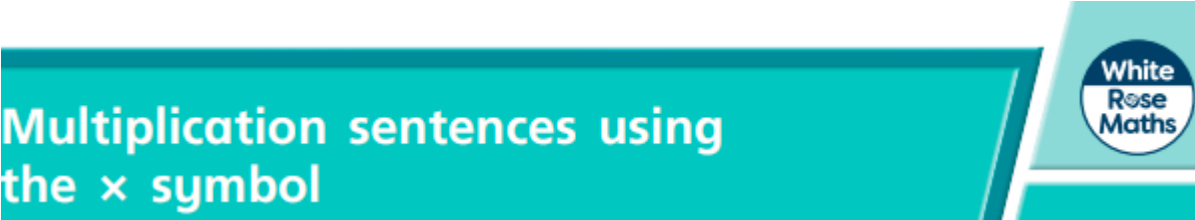

Use the outline to help you or draw your own from scratch.



Sentence openers:

She has	She wears
The princess has	Also

English

<p style="writing-mode: vertical-rl; transform: rotate(180deg);">Maths</p>	<ol style="list-style-type: none"> 1. Watch the video https://vimeo.com/488111269  <ol style="list-style-type: none"> 2. Print and complete the worksheet: <i>Maths Group B Wednesday Multiplication using the x symbol</i>  <ol style="list-style-type: none"> 3.  Year 2 X.4 Relate addition and multiplication for equal groups <p>Recommended time: 30-40 minutes</p>
<p style="writing-mode: vertical-rl; transform: rotate(180deg);">Phonics</p>	<p>Focus – Phase 4 Tricky Words</p> <ol style="list-style-type: none"> 1. Watch the Tricky Words video. Link is here: Discovery Education Espresso - Kim's phonics - tricky words 2. Complete the Reading Phase 4 Tricky Words activity. Discovery Education Espresso - Reading tricky high-frequency words (Phase 4 Kim) 3. Complete the Spelling Phase 4 Tricky Words activity. Discovery Education Espresso - Spelling tricky high-frequency words (Phase 4 Kim) <p>Recommended time: 15-20 minutes</p>

PE – Dinosaurs

Task 1: Watch Jurassic Chase – Dinosaur PE game


[Jurassic Chase - Dinosaur PE Game - YouTube](#)

Task 2: Watch Dinosaur Stomp on You Tube.

<https://www.youtube.com/watch?v=lmhi98dHa5w>

Task 3: Complete the dinosaur challenges

- Curl up small like a dinosaur egg
- Slowly move as if you are coming out the egg like a new baby dinosaur
- Stretch your arms out wide like a Pterodactyl
- Stomp like a T-Rex, try to keep your knees high
- Reach up high like a Diplodocus
- Weave your body like a swimming Mosasaurus
- Stretch in different directions like a Brachiosaurus searching for food in the tree



Topic

CHALLENGE: Can you put all these moves into a sequence and create a dinosaur dance.

You could even think of your own movements to use.

Now try and perform the sequence of moves to this dinosaur themed music.

[Cool Dinosaur Music, Prehistoric Music & Ancient Music - The Land Before Time 🎵 - YouTube](#)

Recommended time: 50-60 minutes

THURSDAY


Reading



Read for around 15 minutes per day. We will set 3 books a week on Bug Club. Remember to click on the bug icons so you answer all the questions about the book.
www.activelearnprimary.co.uk

Handwriting

Practise your joined handwriting. Practise these joins and write a sentence.



Recommended time: 10 minutes

English

Topic – Comparing princesses using 'but'

Today we will be re-reading our story again and looking at some of your work from yesterday.

What designs did you come up with? What interesting jobs do your princesses do and what sort of things are they wearing? Today we will be comparing different princesses (and princes) and using the conjunction 'but' to help us.

e.g She wears glass slippers **but** mine has trainers.

This princess has a diamond tiara **but** mine wears a helmet.

You can compare your princess with Cinderella or a real one from the story. If you designed a prince compare him with Prince Charming. It's up to you. Choose 2 and compare them in your writing. Remember to use 'but' to join clauses.

Use the word bank below to help you. Print off the pictures and choose your prince or princess to compare yours to.

She has	but
This princess wears	
She wears	



Princess Amina of Africa



Princess Pin Yang of China


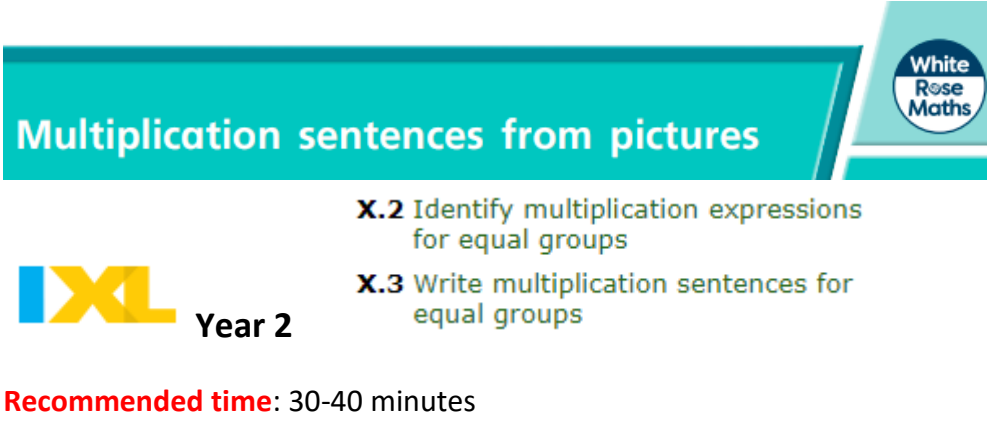


Cinderella



Prince Charming

Recommended time: 35/40 minutes

Maths	<p><u>Topic – Multiplication</u></p> <p>1. Watch the video https://vimeo.com/488113679</p>  <p>2. Print and complete the worksheet: Maths Group B Thursday Multiplication sentences from pictures</p> 
Phonics	<p><u>Focus – Phase 4 High Frequency Words</u></p> <ol style="list-style-type: none"> 1. Complete the Reading Phase 4 High Frequency Words activity. Link is here: Discovery Education Espresso - Reading high-frequency words (Phase 4 Kim) 2. Complete the Spelling Phase 4 High Frequency Words activity. Link is here: Discovery Education Espresso - Spelling high-frequency words (Phase 4 Kim) 3. Complete the sheet on the website entitled 'Thursday Group B phonics high frequency words'. Follow the instructions; look at the word, say the words then write the word. Next, say and trace the word then cover and write it. <p>Recommended time: 15-20 minutes</p>

RE - Judaism


Can I explain what you might see and experience at a Synagogue?

This video clip introduces a synagogue by following a Jewish family visiting to observe Shabbat
[Celebrating Shabbat at the synagogue - KS1 Religious Education - BBC Bitesize](#)

During the topic input, the teacher will share a PowerPoint about the Jewish synagogue.



Task 1: Complete the sheet labelling the Synagogue.



Challenge:

If you want a challenge that helps you check what you remember about the objects in the synagogue, have a go at this task. You may need some help reading some of the descriptions.

Parts of a Synagogue

How much can you remember about the objects in a synagogue? Cut out each picture and place it next to the description of the object it shows. Can you fill in the missing names?

ark	<input type="text"/>	The special place on the main wall where the Torah is kept.
<input type="text"/>	<input type="text"/>	The raised platform where the cantor stands and the Torah is placed.
tallit	<input type="text"/>	A shawl worn by men when they pray in the synagogue.
<input type="text"/>	<input type="text"/>	A light above the ark which is always lit.

Recommended time: 40-50 minutes

Topic

FRIDAY

Reading



Read for around 15 minutes per day. We will set 3 books a week on Bug Club. Remember to click on the bug icons so you answer all the questions about the book.
www.activelearnprimary.co.uk

Handwriting

Practise your joined handwriting. Practise this join and these words.

of ff off coffee soft lift fluffy toffee

Recommended time: 10 minutes

English

Topic – Can I express an opinion about the 3 books we have read?

Today we will read the rest of the story. Which story did you prefer and why? Who would you recommend it to? Your task today will be express opinions about the three books and write them in your book. Use the template to help you organise your ideas.

Can I express my opinion about books I have read?



1. Explain which is your favourite Grace story and why. |

I like because

I would recommend this book to because

This book made me feel....., especially when.....

This book reminded me of ...

Recommended time: 35/40 minutes

Topic – Multiplication

1. Watch this video. Remember multiplication is commutative (it doesn't matter which order you write the two numbers in your calculation, the answer will be the same. 4×2 is the same as 2×4). In this video they show one way of writing the multiplication. We will think of the other multiplication we can write to go with each picture.



https://central.espresso.co.uk/espresso/primary_uk/subject/module/video/item809394/grade1/module784709/index.html

[Home](#) > [Maths 1](#) > [Multiplication and division](#) > [Videos](#)

2. Log into Espresso and do these three games. **Log in: student 16583 Password:valley**

Groups of 2

Groups of 5

Groups of 10

https://central.espresso.co.uk/espresso/primary_uk/subject/module/activity_index/item784709/grade1/index.html

[Home](#) > [Maths 1](#) > [Multiplication and division](#) > [Activities](#)

Recommended time: 30-40 minutes

Phonics	<p>Focus – Phase 4 Consolidation and High Frequency Words</p> <ol style="list-style-type: none"> 1. Complete the 'Read the sentence' activity. Link is here; Discovery Education Espresso - Read the sentence (Phase 4) 2. Complete the 'alien words' activity. Link is here; Discovery Education Espresso - Alien words (Phase 4) 3. Complete the sheet on the website entitled 'Friday Group B phonics high frequency words'. Follow the instructions; look at the word, say the words then write the word. Next, say and trace the word then cover and write it. <p>Recommended time: 15-20 minutes</p>
Topic	<p>Music Join the Teams lesson!</p> 