




Topic – Money

1. Watch the video <https://vimeo.com/470140979>



2. Print and complete the worksheets: **Tuesday task Recognising coins** and **Tuesday task Recognising notes**



3.  **Year 2 maths** **S.1 Coin values**  
**Recommended time:** 30-40 minutes

Maths

**We are learning the different ways of spelling the ee sound.**

Middle of a word – ea or ee	End of a word – y	At the end of short words – e	Less common graphemes
week	tiny	he	key
tree	lazy	she	chie <b>f</b>
peach	crazy	we	re <b>ce</b> ipt
teach	hazy		peo <b>pe</b>
			the <b>se</b>

Watch the Espresso video [https://central.espresso.co.uk/espresso/primary\\_uk/subject/module/video/item110008/grade1/module63429/index.html](https://central.espresso.co.uk/espresso/primary_uk/subject/module/video/item110008/grade1/module63429/index.html)

Work through the activities here <https://www.phonicsplay.co.uk/resources/phase/5/alt-spellings-ee>

Login: adminvps Password: chrissie

First do 'Phoneme Spotter' where you have to find as many different /ee/ phonemes (sounds) as possible.

Next complete 'Word Sort' where you sort words with the /ee/ phoneme (sound) according to their different graphemes (written spellings e.g. ea, ee or y).

**Recommended time:** 15-20 minutes

Phonics

Topic	<p><b>Computing: Purple Mash - 2Paint A Picture</b></p> <p>In Year 2 this term we will be learning about People of the Past, including different artists and different styles of art.</p> <p>This week's focus is <b>Impressionism</b>.</p> <ol style="list-style-type: none"><li>1) Read through the attached PDF which will guide you through the learning.</li><li>2) Create your own Impressionist piece of artwork using 2Paint A Picture.</li><li>3) Remember to save your work so your teachers can comment and enjoy your work.</li></ol>
-------	---

WEDNESDAY

Reading



Read for around 15 minutes per day. We will set 3 books a week on Bug Club. Remember to click on the bug icons so you answer all the questions about the book.  
[www.activelearnprimary.co.uk](http://www.activelearnprimary.co.uk)

Handwriting

Practise your joined handwriting. Write a sentence using some of these words.

th tl this that there think little

**Recommended time:** 10 minutes

English

Topic: Expanded noun phrases

In Year 2 we have been learning about nouns and adjectives and how they are put together to make expanded noun phrases. Your task today is to practise using and making your own expanded noun phrases.



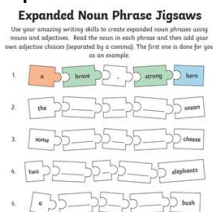
[Discovery Education Espresso - Sentence](#) Log in: student16583 Password:valley

**All children must::**

1. Watch the video
2. Complete Activity 1. Use the sound button to hear the noun phrases being read to help you. Click on the correct picture.

**Most children should have a go at:**

3. Expanded Noun Phrases sheet 1. Print and complete.



**Challenge:**

Complete Activity 2 on Espresso – Can you read the sentence and type in the missing word? It could be a missing noun or adjective. Make sure you spell the word correctly or it will mark it wrong!

**Recommended time:** 35-40 minutes

**Topic – Money**

1. Watch the video <https://vimeo.com/471306740>



2. Print and complete the worksheet: **Wednesday task** *Count money - pence*



3.  **Year 2 maths** **S.2** Count 1p, 2p, 5p and 10p coins

4. EXTRA CHALLENGE:

Print and complete the problems **Wednesday Challenge activity cards** *Count money pence*



**Recommended time:** 30-40 minutes

**We are learning the different ways of spelling the ee sound.**

<b>Middle of a word – ea or ee</b>	<b>End of a word – y</b>	<b>At the end of short words – e</b>	<b>Less common graphemes</b>
week	tiny	he	key
tree	lazy	she	chief
peach	crazy	we	receipt
teach	hazy		people
			these

Watch the Espresso video

[https://central.espresso.co.uk/espresso/primary\\_uk/subject/module/video/item110008/grade1/module63429/index.html](https://central.espresso.co.uk/espresso/primary_uk/subject/module/video/item110008/grade1/module63429/index.html)

Look at 'Best Bet' which will teach you the rules for which /ee/ grapheme (spelling) to use and when.

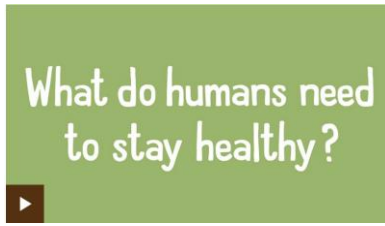
Think of at least 1 example of each rule and put these words in to sentences. For the less common graphemes put the given words in to a sentence.

Challenge – Can you put 3 of the given words in to 1 sentence?

**Recommended time:** 15-20 minutes

Topic: How we stay healthy

1. Watch the bbc bitesize video to give an overview of the main ways humans stay healthy.  
<https://www.bbc.co.uk/bitesize/topics/z9yycdm/articles/zxvkd2p>



2. Today we are going to think about exercise. Visit this website and use the powerpoint to think about why is important to exercise, the different ways we can exercise and how exercise affects our bodies. <https://www.bbcchildreninneed.co.uk/resources/new-joe-wicks-why-we-need-to-exercise-ppt-ks1/>
3. Make a poster to show how you like to exercise and why it is good for you. You could use the template attached - Science Task Wednesday - or design your own.

Here is some useful vocabulary.

heart	lungs	oxygen	muscles
strong	healthy	bones	brain

Topic

THURSDAY

Reading



Read for around 15 minutes per day. We will set 3 books a week on Bug Club. Remember to click on the bug icons so you answer all the questions about the book.

[www.activelearnprimary.co.uk](http://www.activelearnprimary.co.uk)

Handwriting

Practise your joined handwriting. Practise these joins and words.

u small tall full pull tell mill doll

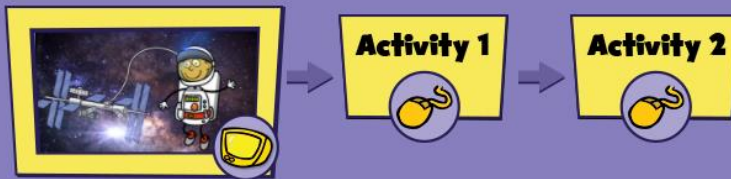
**Recommended time:** 10 minutes

English

Topic: Using 'if' 'when' 'because' and 'that' to add detail to sentences.

In Year 2 we have been learning adding detail to our sentences. Today's task will be using the conjunctions above to extend sentences.

Using 'when', 'if', 'that', 'because'



[Discovery Education Espresso - Sentence](#) Log in: student16583 Password:valley

**All children must:**

1. Watch the video
2. Complete Activity 1 and 2 on Espresso

**Most children should:**

3. Complete the subordinating conjunctions sheet. Add in the missing subordinate conjunctions.

**Too Easy? Skip straight to the challenge!**

**Challenge:** Write your own examples of sentences using the subordinate conjunctions practised today. Try and write at least one sentence for each one.

**Recommended time:** 35-40 minutes

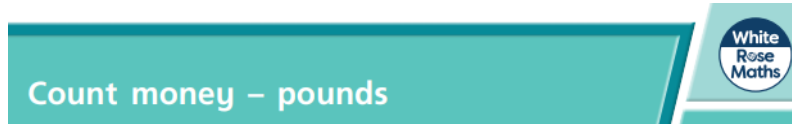


Topic – Money

1. Watch the video <https://vimeo.com/471307411>



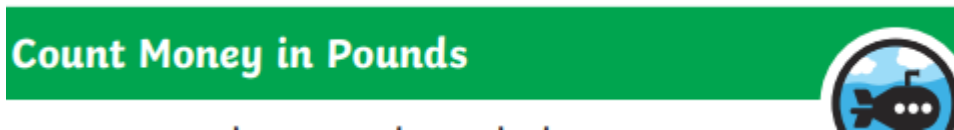
2. Print and complete the worksheet: **Thursday task Count money - pounds**



3.  **Year 2 maths** **S.3** Count all coins

4. EXTRA CHALLENGE:

Print and complete the problems **Thursday Challenge activity cards Count money pounds**



**Recommended time:** 30-40 minutes

**We are learning the different ways of spelling the igh sound.**

<b>Overall - i_e</b>	<b>End of a word – igh</b>	<b>Middle of a word ending in t - igh</b>	<b>Less common graphemes</b>
shine	high	tight	pie
mice	thigh	light	dry
hide		tonight	eye
quite		bright	blind

Work through the activities here <https://www.phonicsplay.co.uk/resources/phase/5/alt-spellings-igh>

Login: adminvps Password: chrissie

Look at 'Best Bet' which will teach you the rules for which /igh/ grapheme (spelling) to use and when.

Think of at least 1 example of each rule and put these words in to sentences. For the less common graphemes put the given words in to a sentence.

Challenge – Can you put 3 of the given words in to 1 sentence?

**Recommended time:** 15-20 minutes

Phonics

## RE - Judaism

**Task 1** - Think about 'respect' and complete activity sheet one by drawing the person you listen to the most.

**Task 2** - Watch this video [Religious Studies KS1: The Jewish Story of Moses - BBC Teach](#) and use the picture cards to order the story.

**Challenge** - The picture cards stop before the end of the story. ([Religious Studies KS1: The Jewish Story of Moses - BBC Teach](#) watch from 3.08mins) You could draw a picture of the rest of the story or write the last bit in your own words.

Topic



### [Religious Studies KS1: The Jewish Story of Moses - BBC Teach](#)

An animated film narrating the Jewish story of Moses. This clip will be relevant for teaching KS1 and Early and 1st Level Religious Studies.  
[www.bbc.co.uk](http://www.bbc.co.uk)

**Recommended time:** 40-50 minutes

FRIDAY

Reading



Read for around 15 minutes per day. We will set 3 books a week on Bug Club. Remember to click on the bug icons so you answer all the questions about the book.

[www.activelearnprimary.co.uk](http://www.activelearnprimary.co.uk)

Handwriting

Practise your joined handwriting. Write a sentence using some of the words.

u small tall full pull tell mill doll

**Recommended time:** 10 minutes

English

Recognising statements, questions, exclamations and commands

```
graph LR; A[Video Icon] --> B[Activity 1]; B --> C[Activity 2];
```

[Discovery Education Espresso - Sentence](#) Log in: student16583 Password:valley

Can you tell the difference between a statement, a command and a question?

**All children must:**

1. Watch the video
2. Complete activity 1 and 2

**Most children should:**

3. Complete the 'Don't Hog the Hedge' sheet for group A

**Don't Hog the Hedge!**  
**Statement, Question, Command or Exclamation**  
Can you work out if each of these sentences is a statement, question, command or exclamation?  
Tick the correct box.

Sentence	Statement	Question	Command	Exclamation
Who could that be?				
Well, my hedge is only really set up for one.				
Just come on in and make yourself at home.				
Can I hunker down in that marvellous hedge of yours?				
What a squashed-up bunch they were!				

**Challenge:** Can you write your own examples of a question, a command, a statement and an exclamation?

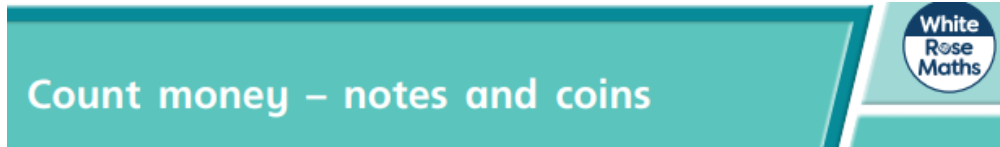
**Recommended time:** 35-40 minutes

Topic – Money


1. Watch the video <https://vimeo.com/471307831>



2. Print and complete the worksheet: **Friday task Count money – notes and coins**



- 3.



4. EXTRA CHALLENGE:

Print and complete the problems **Friday Challenge activity cards Count money notes and coins**



**Recommended time:** 30-40 minutes

We are learning the different ways of spelling the igh sound.

Overall - i_e	End of a word – igh	Middle of a word ending in t - igh	Less common graphemes
shine	high	tight	pie
mice	thigh	light	dry
hide		tonight	eye
quite		bright	blind

Phonics

Work through the activities here <https://www.phonicsplay.co.uk/resources/phase/5/alt-spellings-igh>

Login: adminvps Password: chrissie

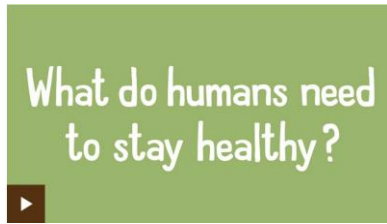
First do 'Phoneme Spotter' where you have to find as many different /igh/ phonemes (sounds) as possible.

Next complete 'Word Sort' where you sort words with the /igh/ phoneme (sound) according to their different graphemes (written spellings e.g. i-e or igh).

**Recommended time:** 15-20 minutes


Topic: How we stay healthy

1. Re-watch the bbc bitesize video to remind you of the main ways humans stay healthy.  
<https://www.bbc.co.uk/bitesize/topics/z9yycdm/articles/zxvkd2p>



2. Today we are going to focus on eating healthy foods. Now scroll down on the same website. Click on each picture to find out about the different kinds of foods we should eat to stay healthy.

Do you know how much of each type of food we need? Click on the pictures to find out.



E.g.

3. Log on to Purple Mash. Go into your 2Dos and choose one of these tasks. Or feel free to do both!

- a) Make a healthy eating plan. Click on the guidelines to help with ideas. You can type in sentences and add pictures.

Here is some useful vocabulary.

fruit	vegetables	meat	fish
dairy	sugars	fats	protein
carbohydrates	vitamins	minerals	fibre
energy	treats	starch	pulses

Or...

- b) Create a healthy meal and label it.



En Ll Sc Ar DT

I'm hungry but don't know what to eat. Can you make me a tasty meal?