
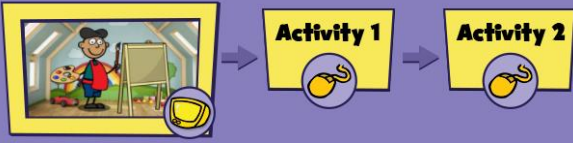









Year Group: 2 **GROUP B**

Home Learning

Weekly activities 4.1.21

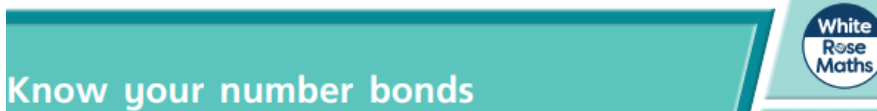
	TUESDAY								
Reading	 <p>Read for around 15 minutes per day. We will set 3 books a week on Bug Club. Remember to click on the bug icons so you answer all the questions about the book. www.activelearnprimary.co.uk</p>								
Handwriting	<p>Practise your joined handwriting. Practise this join and set of words.</p> <p>th tl <i>this that there think little</i></p> <p>Recommended time: 10 minutes</p>								
English	<p><u>Topic: Suffixes</u> In Year 2 we have been learning about different suffixes. Your task today is to practise using the suffixes 'ing'. Some of you may also choose to try using the suffix 'ed' and 'er'</p> <div data-bbox="209 957 873 1144" style="border: 1px solid black; padding: 5px; margin: 10px 0;"> <p>Adding -ing, -ed, -er to the end of words</p>  </div> <p>Discovery Education Espresso - Word Log in: student16583 Password:valley</p> <p>All children must:</p> <ol style="list-style-type: none"> 1. Watch the video introducing the different suffixes. 2. Complete the 'ing' worksheet. You will need to print this or copy it onto lined paper. Write a sentence for each one. <div data-bbox="316 1402 998 1638" style="border: 1px solid black; padding: 5px; margin: 10px 0;"> <p style="text-align: center;">Writing -ing Words</p> <div style="display: flex; justify-content: space-between;"> <div style="width: 45%;"> <p>I can make new words by adding -ing</p> <p>Can you think of some of your own -ing words?</p> </div> <div style="width: 45%;"> <table border="1" style="width: 100%; border-collapse: collapse;"> <thead> <tr> <th style="width: 50%;">Word</th> <th style="width: 50%;">Draw a Picture</th> </tr> </thead> <tbody> <tr><td> </td><td> </td></tr> <tr><td> </td><td> </td></tr> <tr><td> </td><td> </td></tr> </tbody> </table> </div> </div> <div style="margin-top: 10px;"> <p>Add -ing to make a new word.</p> <p>1. play _____ </p> <p>2. jump _____ </p> <p>3. cook _____ </p> <p>4. sing _____ </p> <p>5. read _____ </p> </div> </div> <p>You could try:</p> <ol style="list-style-type: none"> 3. Complete the activity 1 and 2 on Espresso which include the other suffixes. <p>Recommended time: 35-40 minutes</p>	Word	Draw a Picture						
Word	Draw a Picture								

Topic – Number bonds

1. Watch the video <https://vimeo.com/462380184>



2. Print and complete the worksheet: **Tuesday alt know your bonds**



- 3.

B.2 Add with pictures - sums up to 10

B.3 Write addition sentences to describe pictures - sums up to 10

B.4 Addition sentences - sums up to 10



Year 2 maths

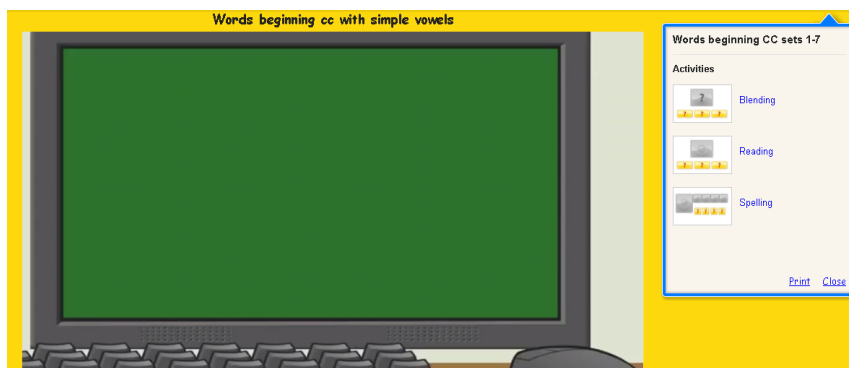
Recommended time: 30-40 minutes

Maths

Focus – reading and spelling words beginning with two consonants.

1. Watch the video on words beginning with two consonants (e.g. **blend**, **bring**, **spot**)

https://central.espresso.co.uk/espresso/primary_uk/subject/module/video/item63778/grade1/module63423/index.html



2. Complete the 'blending' and 'reading' activities located to the right hand side of the video (see image above)

Recommended time: 15-20 minutes

Phonics

Topic	<p>Computing: Purple Mash - 2Paint A Picture</p> <p>In Year 2 this term we will be learning about People of the Past, including different artists and different styles of art.</p> <p>This week's focus is Impressionism.</p> <ol style="list-style-type: none">1) Read through the attached PDF which will guide you through the learning.2) Create your own Impressionist piece of artwork using 2Paint A Picture.3) Remember to save your work so your teachers can comment and enjoy your work.
-------	---

WEDNESDAY

Reading



Read for around 15 minutes per day. We will set 3 books a week on Bug Club. Remember to click on the bug icons so you answer all the questions about the book.
www.activelearnprimary.co.uk

Handwriting

Practise your joined handwriting. Write a sentence using some of these words.

th tl this that there think little

Recommended time: 10 minutes

English

Topic: Expanded noun phrases

In Year 2 we have been learning about nouns and adjectives and how they are put together to make expanded noun phrases. Your task today is to choose suitable adjectives for different nouns and put them into sentences to create expanded noun phrases.



[Discovery Education Espresso - Sentence](#) Log in: student16583 Password:valley

All children must::

1. Watch the video
2. Complete Activity 1. Use the sound button to hear the noun phrases being read to help you. Click on the correct picture.

Most children should have a go at:

3. Complete the adjective and noun worksheet. Choose a suitable adjective to complete each sentence. Have a go at writing out own similar sentences using nouns and adjectives.

Can I add an adjective to describe the noun in the sentences below? Can I copy the sentences neatly?

 The sun is <input type="text"/>	Word bank big hot happy sad little
 The boy is <input type="text"/>	
 The girl is <input type="text"/>	
 The hamster is <input type="text"/>	
 The elephant is <input type="text"/>	

You can use your own if you would prefer!

Challenge: Can you write your own sentence like the above?

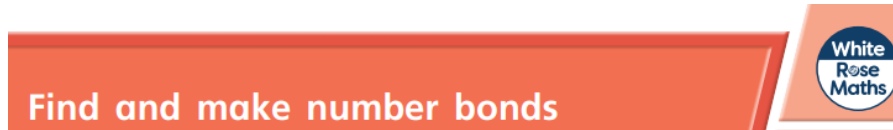
Recommended time: 35/40 minutes

Topic – Number bonds

1. Watch the video <https://vimeo.com/470136728>



2. Print and complete the worksheet: **Wednesday Group B task find and make number bonds**



3.  **Year 2 maths**

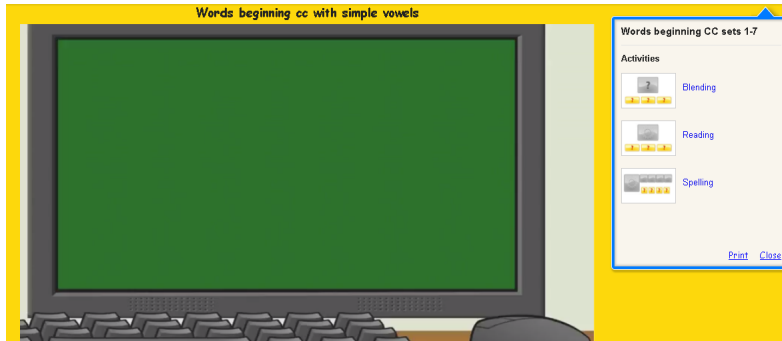
- B.5** Addition sentences using number lines - sums up to 10
- B.6** Add with pictures - sums up to 20
- B.7** Write addition sentences to describe pictures - sums up to 20

Recommended time: 30-40 minutes

Focus – reading and spelling words beginning with two consonants.

1. Watch again the video on words beginning with two consonants (e.g. **blend**, **bring**, **spot**)

https://central.espresso.co.uk/espresso/primary_uk/subject/module/video/item63778/grade1/module63423/index.html



Phonics

2. Complete the 'spelling' activity located to the right hand side of the video (see image above)

3. Play Picnic on Pluto <https://www.phonicsplay.co.uk/resources/phase/4/picnic-on-pluto>

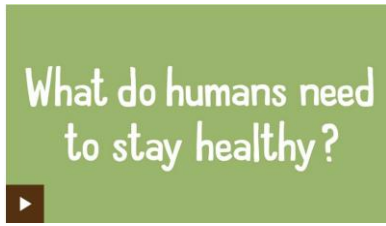
Play the Phase 4, CCV and CCVC words set 1-7

Login: adminvps Password: chrissie

Recommended time: 15-20 minutes

Topic: How we stay healthy

1. Watch the bbc bitesize video to give an overview of the main ways humans stay healthy.
<https://www.bbc.co.uk/bitesize/topics/z9yycdm/articles/zxvkd2p>



2. Today we are going to think about exercise. Visit this website and use the powerpoint to think about why is important to exercise, the different ways we can exercise and how exercise affects our bodies. <https://www.bbcchildreninneed.co.uk/resources/new-joe-wicks-why-we-need-to-exercise-ppt-ks1/>
3. Make a poster to show how you like to exercise and why it is good for you. You could use the template attached - Science Task Wednesday - or design your own.

Here is some useful vocabulary.

heart	lungs	oxygen	muscles
strong	healthy	bones	brain

Topic

THURSDAY

Reading



Read for around 15 minutes per day. We will set 3 books a week on Bug Club. Remember to click on the bug icons so you answer all the questions about the book.
www.activelearnprimary.co.uk

Handwriting

Practise your joined handwriting. Practise these joins and words.

u small tall full pull tell mill doll

Recommended time: 10 minutes

In English, we have been practising reading back our sentences to make sure they make sense. Today you are practising putting words in the correct order to make a complete sentence.

Combining words to make sentences




[Discovery Education Espresso - Sentence](#)

All children must:

1. Watch the video about combining words to make sentences.
2. Complete Activity 1 on Espresso. Use the speaker button to hear each word to help you put the words in order.

Most children should have a go at:

3. Complete the sentence scramble worksheets.



Arrange these words into a full sentence.

has apples. The red tree the red on sat mat.



Add a capital letter and full stop, and arrange these words into a full sentence.

cat The

Challenge: Have a go at activity 2 on Espresso. Can you choose the correct word to fill the space in each sentence?

Recommended time: 35/40 minutes

Topic – Number bonds

1. Watch the video <https://vimeo.com/470178269>



2. Print and complete the worksheet: *Thursday Group B task add three 1-digit numbers*



3.  **Year 2 maths** **E.9 Add three numbers**

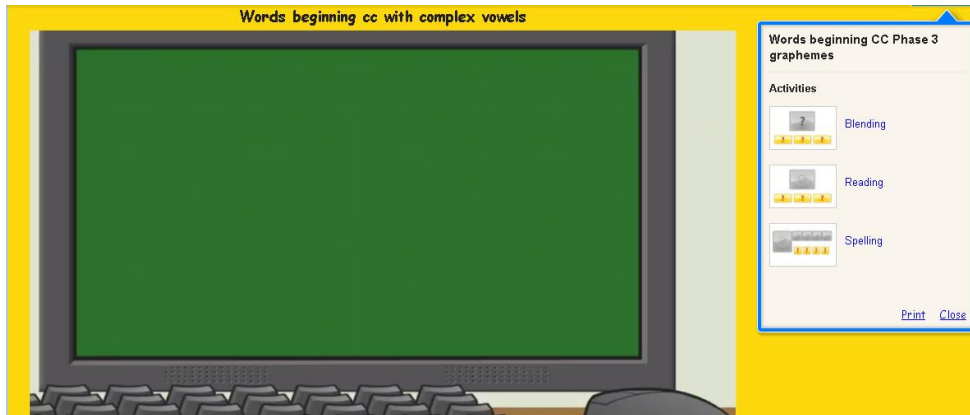
Recommended time: 30-40 minutes

Focus – reading and spelling words beginning with two consonants.

1. Watch the video on words beginning with two consonants complex vowels (e.g. blend, bring, spot)

https://central.espresso.co.uk/espresso/primary_uk/subject/module/video/item78774/grade1/module63423/index.html

Phonics



2. Complete the 'blending' and 'reading' activities located to the right hand side of the video (see image above)

Recommended time: 15-20 minutes

RE - Judaism

Task 1 - Think about 'respect' and complete activity sheet one by drawing the person you listen to the most.

Task 2 - Watch this video [Religious Studies KS1: The Jewish Story of Moses - BBC Teach](#) and use the picture cards to order the story.

Challenge - The picture cards stop before the end of the story. ([Religious Studies KS1: The Jewish Story of Moses - BBC Teach](#) watch from 3.08mins) You could draw a picture of the rest of the story or write the last bit in your own words.

Topic



[Religious Studies KS1: The Jewish Story of Moses - BBC Teach](#)

An animated film narrating the Jewish story of Moses. This clip will be relevant for teaching KS1 and Early and 1st Level Religious Studies.
www.bbc.co.uk

Recommended time: 40-50 minutes

FRIDAY

Reading



Read for around 15 minutes per day. We will set 3 books a week on Bug Club. Remember to click on the bug icons so you answer all the questions about the book.
www.activelearnprimary.co.uk

Handwriting

Practise your joined handwriting. Write a sentence using some of the words.

u small tall full pull tell mill doll

Recommended time: 10 minutes

English

In English we have been practising using 'and' to extend our sentences. Your task today is to practise joining clauses using 'and'.

[Discovery Education Espresso - Sentence](#)



All children must:

1. Watch the video
2. Complete activity 1 on Espresso. Use the sound button to hear the different possible endings to each sentence. Choose the one which makes the most sense!

Most children should:

3. Complete the 'using and' worksheet.

Can you extend the sentence using 'and'? Copy each improved sentence neatly onto lined paper.

My fish and chips are on a dish.




My fish and chips are on a dish and _____

Challenge: Write your own sentence using 'and'

Recommended time: 35/40 minutes


Topic – Number bonds

1. Watch the videos to recap this week's work


Discovery | **espresso** EDUCATION  Foundation Key Stage 1

[Home](#) > [Maths 1](#) > [Addition and subtraction](#) > [Videos](#)


Number bonds to 10: ten thing bowling




Adding three one-digit numbers: ice dancing




Song: Ten thing bowling (number bonds to 10)



Song: The number rumba (partitioning 10 in different ways)

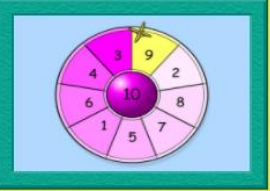


2. Do the activities


Discovery | **espresso** EDUCATION  Foundation Key Stage 1

[Home](#) > [Maths 1](#) > [Addition and subtraction](#) > [Activities](#)


Darts: totals to 10



Darts: totals to 20



Addition and subtraction facts up to 10



Addition and subtraction facts up to 20

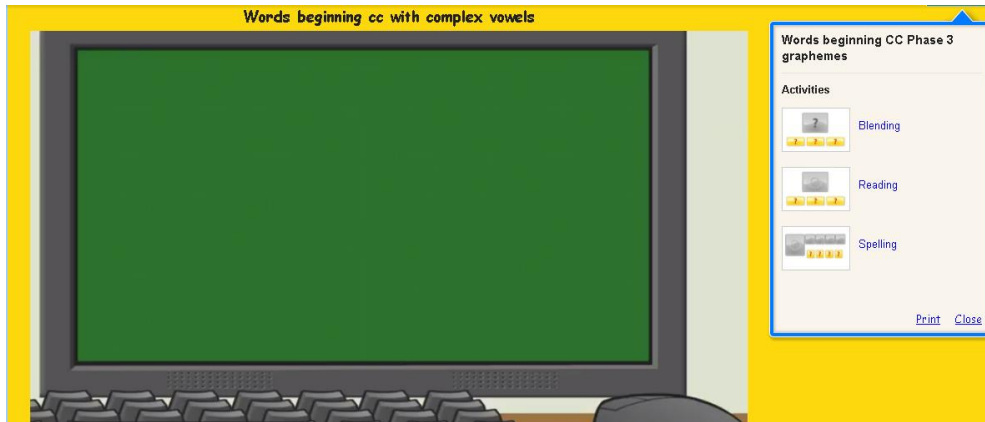
$16 + 1$
$18 + 1$
$14 + 5$
$13 + 6$

Recommended time: 30-40 minutes

Focus – reading and spelling words beginning with two consonants.

1. Watch the video from yesterday on words beginning with two consonants complex vowels (e.g. **blend**, **bring**, **spot**)

https://central.espresso.co.uk/espresso/primary_uk/subject/module/video/item78774/graded/module63423/index.html



Phonics

2. Complete the 'spelling' activity located to the right hand side of the video (see image above)
3. Play Picnic on Pluto <https://www.phonicsplay.co.uk/resources/phase/4/picnic-on-pluto>

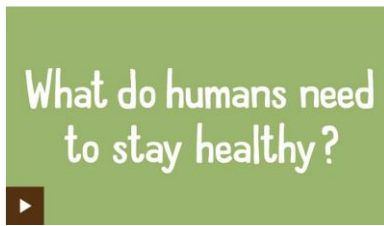
Play the Phase 4, CCV and CCVC words set 1-7 plus digraphs

Login: adminvps Password: chrissie

Recommended time: 15-20 minutes

Topic: How we stay healthy

1. Re-watch the bbc bitesize video to remind you of the main ways humans stay healthy.
<https://www.bbc.co.uk/bitesize/topics/z9yycdm/articles/zxvkd2p>




2. Today we are going to focus on eating healthy foods. Now scroll down on the same website. Click on each picture to find out about the different kinds of foods we should eat to stay healthy.

Do you know how much of each type of food we need? Click on the pictures to find out.



E.g.



3. Log on to Purple Mash. Go into your 2Dos and choose one of these tasks. Or feel free to do both!

- a) Make a healthy eating plan. Click on the guidelines to help with ideas. You can type in sentences and add pictures.

Here is some useful vocabulary.

fruit	vegetables	meat	fish
dairy	sugars	fats	protein
carbohydrates	vitamins	minerals	fibre
energy	treats	starch	pulses

Or...

- b) Create a healthy meal and label it.



En Li Sc Ar DT

I'm hungry but don't know what to eat. Can you make me a tasty meal?