









# Home Learning Menu – WW2: The Home Front (choose 2 or 3 to complete this week)

<b>Art</b> 	<b>History</b> 	<b>Music</b> 	<b>Science</b> 	<b>Cooking</b> 
<p>Create a piece of silhouette art about London in WW2.</p> <p>You will need to consider what buildings you want in your picture- remember as a silhouette, you can't see any details. Will you have any other features in your picture?</p> <p>For your background, can you work with mixing and blending colours to create a smooth transition from one colour to the next?</p> <p>We have attached some examples to give you inspiration.</p>	<p>Research the Home Guard.            What was their purpose?            Why was the Home Guard formed?            How were people recruited?            When were they operational?            What else can you tell us about the Home Guard?</p> <p><i>Present this in a way that you believe will deliver your information most effectively.</i></p>	<p>Write a song (or poem) or compose a piece of music inspired by musical artists from WW2.</p> <p>Consider the purpose of this piece. Is it to boost morale, or explain life at war?            e.g. Vera Lynne &amp; Glenn Miller</p>	<p>How did the roles of Women in Science and technology change in WW2 and why?</p> <p>How has this impacted on the roles women have today?</p> <p><i>Present this in a way that you believe will deliver your information most effectively.</i></p>	<p>Research how rationing affected people during WW2.</p> <p>Cook a dish, or meal which would have been eaten during WW2.</p> <p>We have also attached a recipe booklet with some recipes you can follow, or you can find one of your own.</p>
	<b>RE</b> 	<b>Computing</b> 	<b>DT</b> 	
	<p>With an adult's supervision, research the Jewish holiday of Purim (which is celebrated February 26<sup>th</sup> of this year). Create a fact-file or invitation which outlines key points about this festival.</p>	<p>Create a digital presentation (e.g. PowerPoint, podcast or Spark) about The Enigma Code and the work that took place at Bletchley park. Explain how this impacted and contributed to the advances made during WWII.</p>	<p>1. Research Anderson shelters with an adult's supervision. Create your own Anderson shelter. We have included two different resources to get you started, you could use the template or create one by recycling materials around your house. (With permission of course).</p>	

