



Year Group: 6

Home Learning

Week Beginning: 11.01.2021

Hello Year 6,

Here is this week's Home Learning Pack. If you have written, made or created something you are particularly proud of then we would love to see a photo of it! You can send **up to 2 pieces of work per week** to your **class email address** and Ms Mednick or Miss Mole will comment on it or send you a certificate for your brilliant work.

6nm@valley.bromley.sch.uk or 6rm@valley.bromley.sch.uk

We will not be able to mark each piece of work you carry out at home but expect you to self-assess using the given answers or top-ticks when necessary.

If you have any questions, you can email us and we will help. We will also communicate with you via PurpleMash at times, so be sure to check your messages just in case!

We hope to see you soon and we look forward to seeing what work you've produced.

Miss Mole, Ms Mednick and Mrs Jones.

This week, you will continue to have an online **Maths and English/Reading** session **each day**. This week, you will also have an afternoon session, every day, for **Foundation subjects**. Please ensure you are ready to start at the times given in your ParentMail invitations from Mrs Mulla.

Reading

Read for at least 20 minutes per day and write a summarising sentence, or your thoughts about what you have read in your planner.



You should also continue to read the books allocated to you on Bug Club and answer the questions for each page. To do this, click on the yellow bug icon.

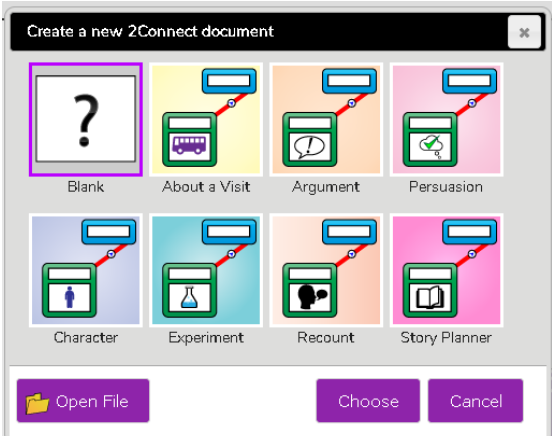
Reading Comprehension Session – Thursday 14th January.

War Poetry - *Before your online session, please read the poem 'Safe' by Brian Moses and underline any words you are unfamiliar with.*

During your online session, we will discuss the poem in more depth and practise some comprehension questions before you complete the

	<p><i>independent work which you will find in the English Pack (along with more instructions of what to do).</i></p>
<p>English, Spellings, Punctuation and Grammar.</p>	<p><i>Before each online session, please read and complete the pre-session tasks which can be found in your English pack. Sometimes, there will be a video to watch, other times there may be a WAGOLL task which we will discuss during our live lessons. After the sessions online, you have been set some writing tasks which can also be found in the English pack along with video links, WAGOLLs and your Success Criteria.</i></p> <p>Session 1 (Monday) – <u>Can I write a diary entry as Philippe Petit?</u></p> <p>Session 2 (Tuesday) – <u>Can I plan a news bulletin about Phillipe’s walk between the towers?</u></p> <p>Session 3 (Wednesday) – <u>Can I write a news bulletin about Phillipe’s walk between the towers?</u></p> <p>Session 4 (Friday) – <u>SPAG</u> <i>Details of this lesson can be found in your English pack. You will also need the spellings that you practised last week.</i></p> <p><i>The Year 6 Success Criteria /Framework can be found at the bottom of this document.</i></p>
<p>Maths</p>	<p>Practise your times tables every day for 10 minutes. You can do this verbally or by writing them out on paper. You should also know all division facts up to $144 \div 12 = 12$ fluently and out of order.</p> <p>e.g $4 \times 8 = 32$ $42 \div 6 = 7$ $7^2 = 49$ $80 \times 30 = 2,400$</p> <p>You could do this using www.timestables.com</p> <p>You should also continue to use IXL to develop your Year 6 skills – this week, please focus on Level G – F.12 & F.13</p> <p>You will also have an online Maths session each day with follow up work. Please see the attached Maths document for this work. You will be in the same groups that Mrs Mulla sent out last week. If you are uncertain of which work to do, please email Miss Mole at 6rm@valley.bromley.sch.uk</p>

	<p><i>For the Arithmetic session on Friday, you will need the 'Arithmetic Week 2' document from the school website.</i></p>
IPC	<p><u>Session 1 (Monday PM)</u> After the session with Miss Mole, read back through the powerpoint PDF (on the Lockdown section of the Valley website) and make a list of Allie, Axis, Occupied and Neutral countries during WW2.</p> <p><u>Session 2 (Tuesday PM)</u> Using the map of Europe provided on the website, can you locate and colour code each country from your list. There are also two challenges to choose between on the sheet. You can complete one, or both of these challenges.</p>
PE	<p><u>Session 3 (Wednesday PM)</u> Look at the PE Workbook you have been sent. Complete both the balancing and yoga activities. Once you have done them, choose at least 3 of the positions and record a sequence with different movements between each balance or hold. You can either write this sequence with labelled diagrams explaining the muscles you are using, or record a short tutorial which explains which muscles are being used.</p>  

<p>PSHE & E-Safety</p>	<p><u>Session 4 (Thursday PM)</u></p> <p><u>‘Think Before You Click.’</u></p> <p>Task 1 (before the online session) Watch the video below. What is meant by the term ‘Online Reputation’? What might happen as a consequence of someone’s online behaviour? Take notes and be ready to share your thoughts during the online session. https://www.youtube.com/watch?v=w7qEbPVw3hA</p> <p>Task 2 (after the online session) Either create a leaflet, PowerPoint presentation, or a video on the theme ‘Think before you click.’ Your project should clearly explain the ideas we have discussed today. You must include information about the points listed below:</p> <ul style="list-style-type: none"> - How media can be shared and saved before being deleted. - When someone deletes something online, has it actually been deleted? - How might someone’s reputation, feelings or emotions be affected by their online behaviour? - Should we post things about other people without their permission? - Top Tips and advice for building a positive online reputation.
<p>Computing (Purple Mash)</p>	<p><u>Session 5 (Friday PM)</u></p> <p>We are continuing to learn about Text adventures this term. Recap what you learnt last week (you may also want to re-watch the Text Adventure).</p> <p>This week, we are going to use 2Connect to plan our own Text Adventure (this has been set as a 2Do). When you launch 2Connect, select Story Planner. Map out your story with all the different possibilities the reader can choose from.</p> 

As usual, we will be monitoring pupils' progress online and we will be able to give you feedback on your Purple Mash work, as well as corresponding with the year group via email updates.

YEAR 6	
Check key spellings	
Conjunctions (coordinating and subordinating)	
Fronted adverbials	
Modal verb	
Expanded noun phrase	
Relative clause	
Appropriate use of commas	
Accurately punctuated speech	
Parenthesis (dashes, commas, brackets)	
Semi-colon, dash or colon	
Passive voice	
Colon to introduce a list	
Hyphen	
Accurate range of verb forms	

YEAR 6	
Check key spellings	
Conjunctions (coordinating and subordinating)	
Fronted adverbials	
Modal verb	
Expanded noun phrase	
Relative clause	
Appropriate use of commas	
Accurately punctuated speech	
Parenthesis (dashes, commas, brackets)	
Semi-colon, dash or colon	
Passive voice	
Colon to introduce a list	
Hyphen	
Accurate range of verb forms	

YEAR 6	
Check key spellings	
Conjunctions (coordinating and subordinating)	
Fronted adverbials	
Modal verb	
Expanded noun phrase	
Relative clause	
Appropriate use of commas	
Accurately punctuated speech	
Parenthesis (dashes, commas, brackets)	
Semi-colon, dash or colon	
Passive voice	
Colon to introduce a list	
Hyphen	
Accurate range of verb forms	

YEAR 6	
Check key spellings	
Conjunctions (coordinating and subordinating)	
Fronted adverbials	
Modal verb	
Expanded noun phrase	
Relative clause	
Appropriate use of commas	
Accurately punctuated speech	
Parenthesis (dashes, commas, brackets)	
Semi-colon, dash or colon	
Passive voice	
Colon to introduce a list	
Hyphen	
Accurate range of verb forms	