




# Parallel Learning Trust



2020  
Examination  
Outcomes



Victory Park  
Academy

Parallel  
Learning  
Trust

Percentage of pupils achieving at least five GCSE or equivalent qualifications in **2017**

57% (17 out of 30)

43.3% including English and maths (13 out of 30)

Percentage of pupils achieving at least five GCSE or equivalent qualifications in **2018**

73.1% (19 out of 26)

69.2% including English and maths (18 out of 26)

Percentage of pupils achieving at least five GCSE or equivalent qualifications in **2019**


60.0% (12 out of 20)

60.0% including English and maths (12 out of 20)

**Percentage of pupils achieving at least five GCSE or equivalent qualifications in **2020****

**77.8% (21 out of 27)**

**77.8% including English and maths (21 out of 27)**




## *Core Subjects*

	No. of Pupils Passed out of Entered	Percentage of Year Group Achieving a Qualification	Qualification
English	21 out of 21	77.8%	IGCSE/ELC
Maths	25 out of 25	92.6%	GCSE/ELC
Sports Science	12 out of 12	44.4%	Level 1
Equality & Diversity	17 out of 17	63.0%	Level 2
Personal Well-Being	20 out of 20	74.1%	Level 1
Prince's Trust	24 out of 24	88.9%	Level 2
PE	16 out of 16	59.3%	Level 2
Food Technology	8 out of 8	29.6%	Level 2

## *Optional Subjects*

Art	2 out of 2	100.0%	GCSE
Child Development	3 out of 3	100.0%	Level 2
Construction	5 out of 5	100.0%	Level 1



## English

## Maths

Percentage of pupils achieving a qualification

**77.8%** (21 out of 27)

Percentage of pupils achieving a qualification

**92.6%** (25 out of 27)

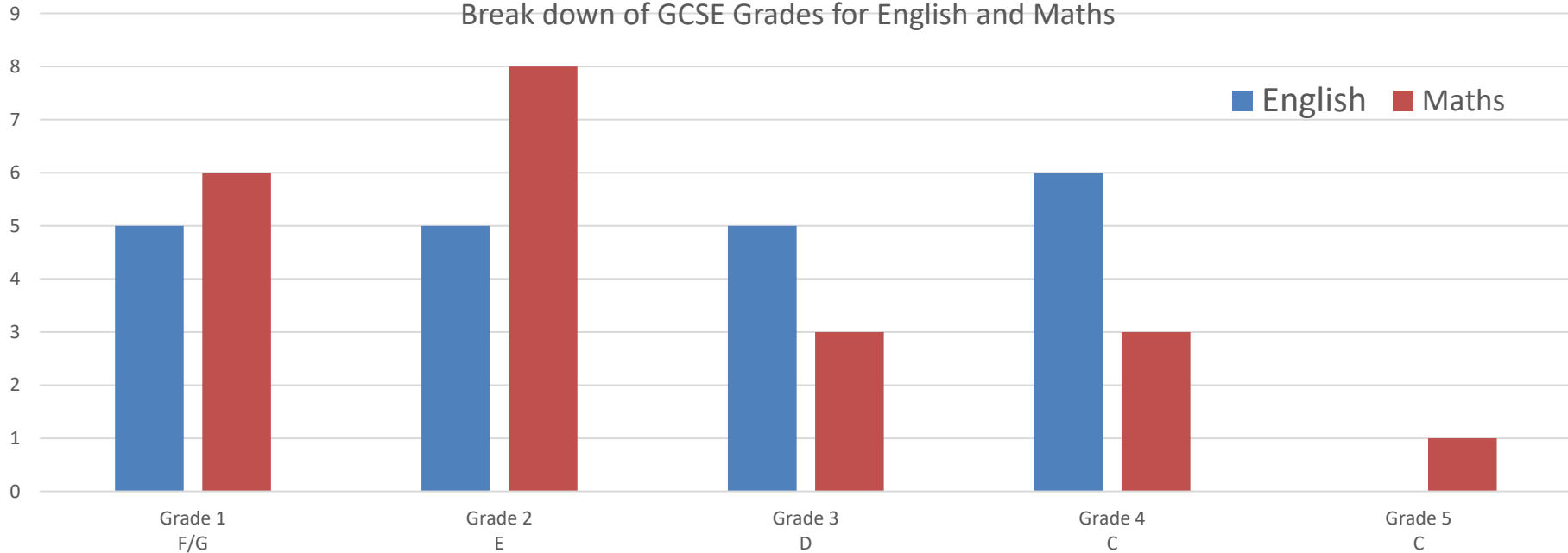
Percentage of pupils achieving GCSE

**77.8%** (21 out of 27)

Percentage of pupils achieving GCSE

**77.8%** (21 out of 27)

Break down of GCSE Grades for English and Maths



## Analysis of Performance by Gender

	Number of GCSEs	Number of <b>L2</b> quals achieved	Number of <b>L1</b> quals achieved
<b>Female</b> (12 pupils)	<b>20</b> (1.7)	<b>32</b> (2.7)	<b>17</b> (1.4)
<b>Male</b> (15 pupils)	<b>22</b> (1.5)	<b>36</b> (2.4)	<b>20</b> (1.3)
Total number gained	44	68	37

Figure in brackets indicates the average number of qualifications achieved per pupil.  
 On average, girls outperformed boys in achieving more GCSE, Level 2 and Level 1 qualifications.