

50 Parents took survey

| Pupil Well-Being Survey Questions | Strongly Agree | | Agree | | Don't Know | | Disagree | |
|--|-----------------------|--------|--------------|--------|-------------------|--------|-----------------|--------|
| Is your child happy at school | 16 | 32.00% | 28 | 56.00% | 4 | 8.00% | 2 | 4.00% |
| Does your child like coming to school | 15 | 30.00% | 25 | 50.00% | 4 | 8.00% | 6 | 12.00% |
| does your child ake part in extra-curricular activities offered by the school | 11 | 22.00% | 22 | 44.00% | 8 | 16.00% | 9 | 18.00% |
| There is a good range of extra-curricular activities to choose from | 12 | 24.00% | 24 | 48.00% | 13 | 26.00% | 1 | 2.00% |
| The curriculum helps your child to develop resilience, confidence and independence | 16 | 32.00% | 27 | 54.00% | 3 | 6.00% | 4 | 8.00% |

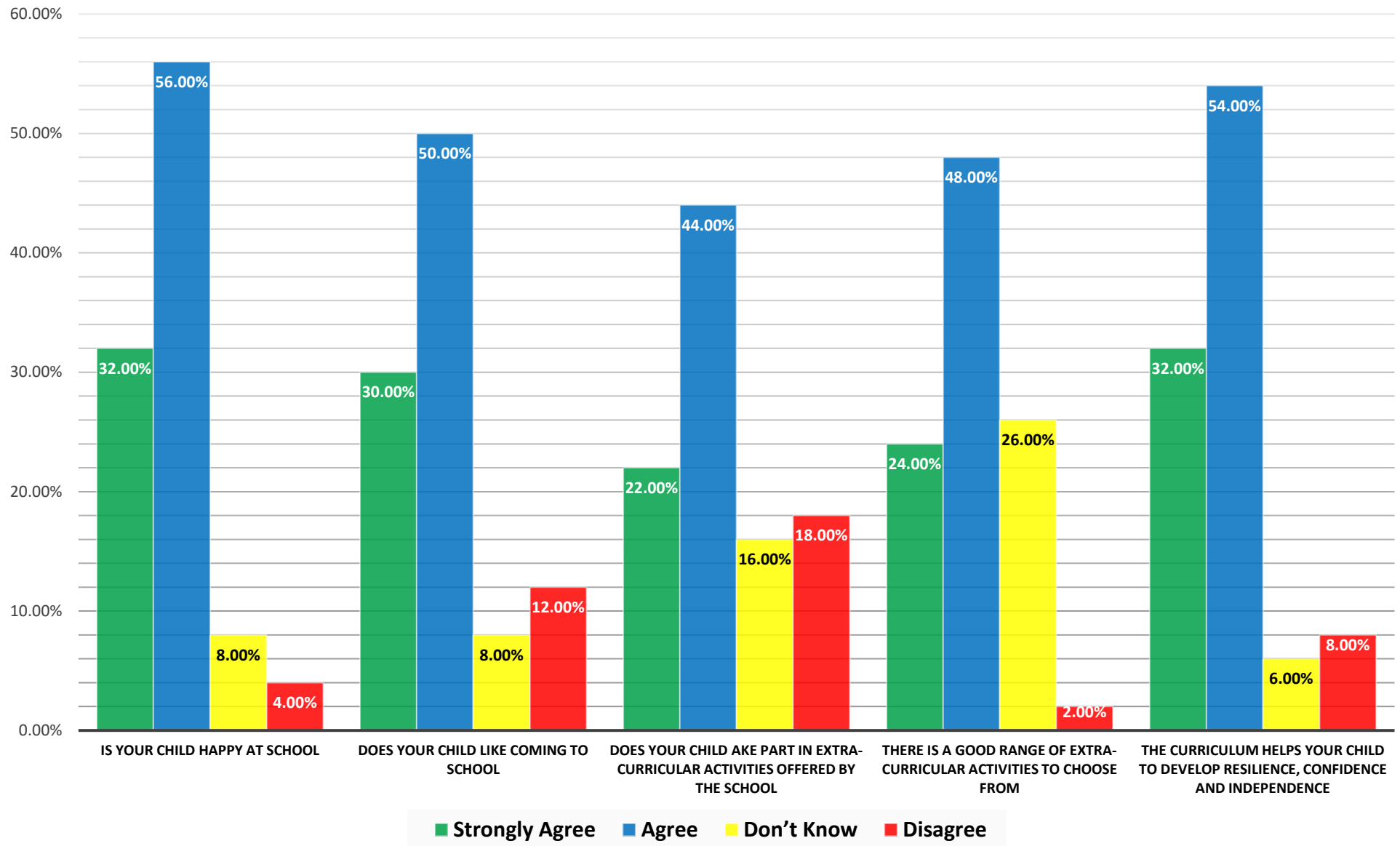
| Safeguarding Survey Questions | Strongly Agree | | Agree | | Don't Know | | Disagree | |
|--|-----------------------|--------|--------------|--------|-------------------|--------|-----------------|--------|
| My child feels safe in school | 13 | 26.00% | 30 | 60.00% | 2 | 4.00% | 5 | 10.00% |
| My child knows who to speak to if they upset or unhappy at school | 10 | 20.00% | 37 | 74.00% | 1 | 2.00% | 2 | 4.00% |
| The school teaches my child to lead a healthy and active lifestyle and how to keep physically and mentally healthy | 12 | 24.00% | 29 | 58.00% | 6 | 12.00% | 3 | 6.00% |
| The school teachers my child how to be safe online | 7 | 14.00% | 33 | 66.00% | 9 | 18.00% | 1 | 2.00% |
| The school teaches my child how to be safe in school and at home | 9 | 18.00% | 34 | 68.00% | 6 | 12.00% | 1 | 2.00% |

| Behaviour Survey Questions | Strongly Agree | | Agree | | Don't Know | | Disagree | |
|---|-----------------------|--------|--------------|--------|-------------------|--------|-----------------|--------|
| Adults/Staff/Teachers are consistent and fair | 14 | 28.00% | 29 | 58.00% | 3 | 6.00% | 4 | 8.00% |
| Bullying and discrimination is dealt with quickly, effectively and consistently | 11 | 22.00% | 33 | 66.00% | 5 | 10.00% | 1 | 2.00% |
| Do you think the school has a calm, orderly environment which helps me to learn | 11 | 22.00% | 27 | 54.00% | 6 | 12.00% | 6 | 12.00% |
| Do you think the school has clear routines and expectation for the behaviour of all pupils across all aspects of school | 12 | 24.00% | 34 | 68.00% | 1 | 2.00% | 3 | 6.00% |
| Your Child is encouraged to attend and supported by the academy | 15 | 30.00% | 33 | 66.00% | 1 | 2.00% | 1 | 2.00% |

| Teaching & Learning Survey Questions | Strongly Agree | | Agree | | Don't Know | | Disagree | |
|---|-----------------------|--------|--------------|--------|-------------------|--------|-----------------|-------|
| Do you think your child knows how to improve my work | 12 | 24.00% | 29 | 58.00% | 7 | 14.00% | 2 | 4.00% |
| Does your child know what they need to learn next | 7 | 14.00% | 29 | 58.00% | 12 | 24.00% | 2 | 4.00% |
| Do teachers tell you how well your child is doing in their learning | 11 | 22.00% | 33 | 66.00% | 3 | 6.00% | 3 | 6.00% |
| Does the school respond to any concerns that you may raise | 11 | 22.00% | 34 | 68.00% | 4 | 8.00% | 1 | 2.00% |
| I know who to go to if I need help around my childs learning | 12 | 24.00% | 30 | 60.00% | 7 | 14.00% | 1 | 2.00% |

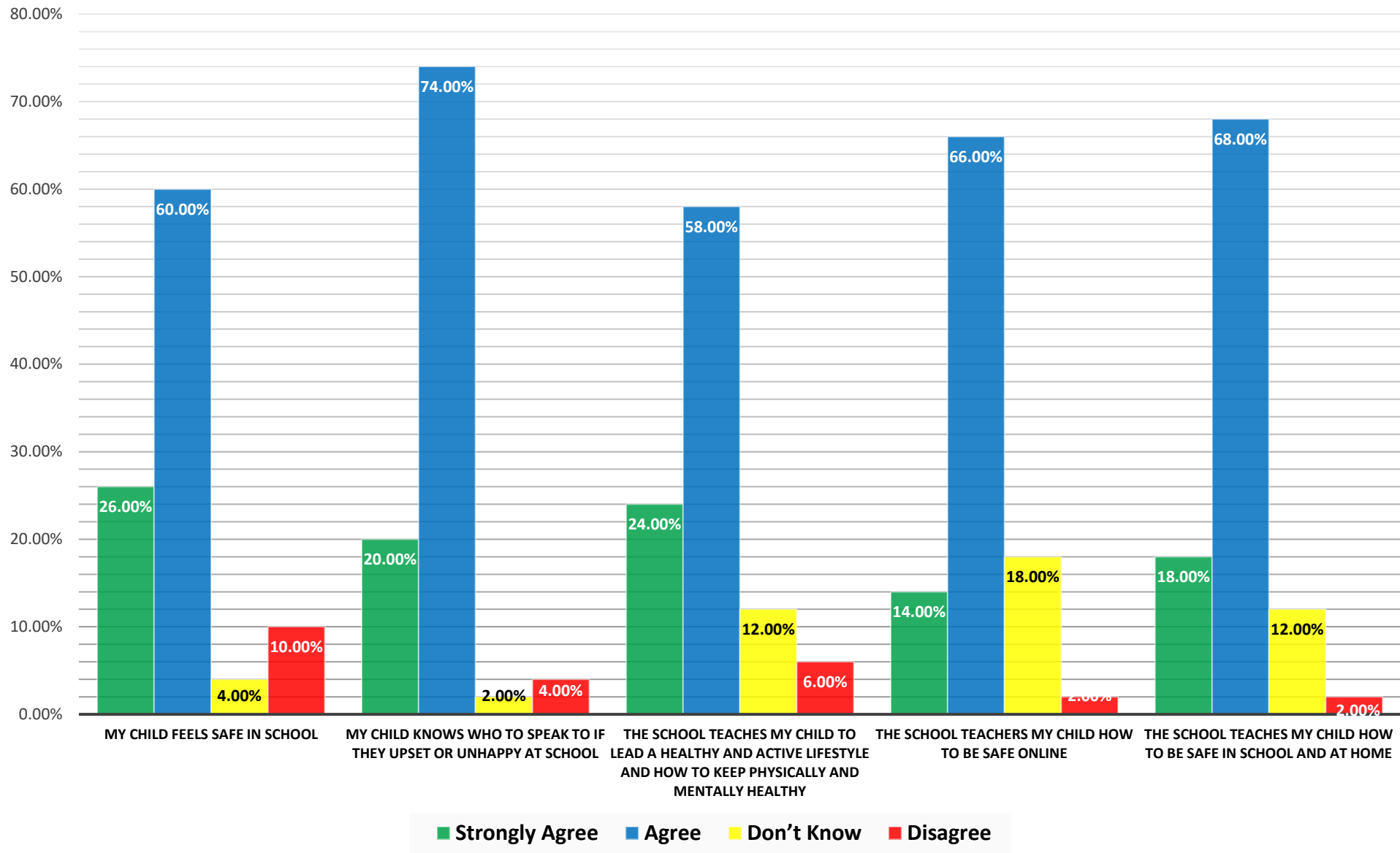
Total Parents that took survey
50

Parent Survey - Pupil Well-Being - Spring Term 2023



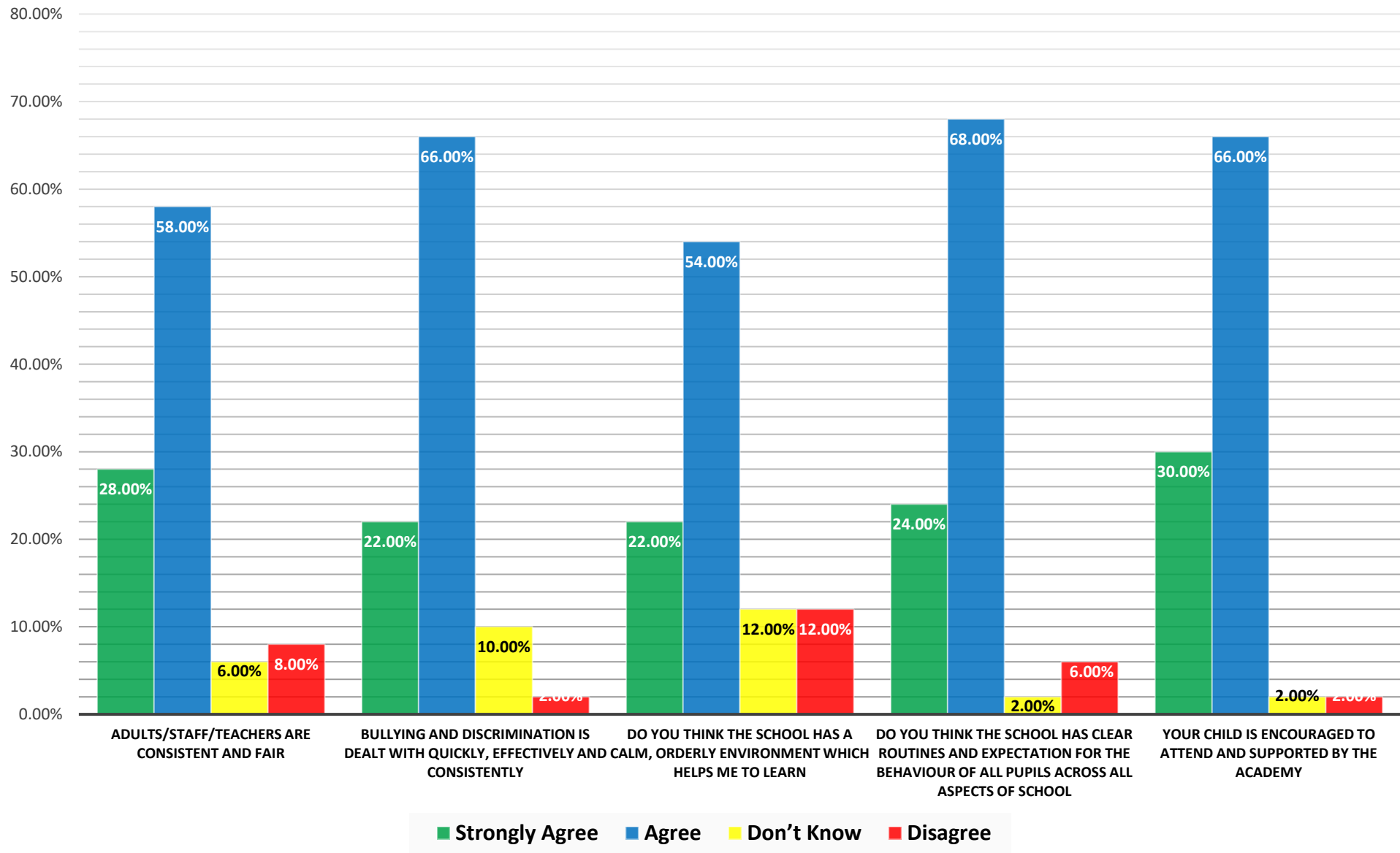
Total Parents that took survey
50

Parent Survey - Safeguarding - Spring Term 2023



Total Parents that took survey
50

Parent Survey - Behaviour - Spring Term 2023



Total Parents that took survey
50

Parent Survey - Teaching & Learning - Spring Term 2023

