

56 Parents took survey

| Pupil Well-Being Survey Questions | Strongly Agree | | Agree | | Don't Know | | Disagree | |
|--|----------------|--------|-------|--------|------------|--------|----------|--------|
| Is your child happy at school | 10 | 17.86% | 37 | 66.07% | 5 | 8.93% | 4 | 7.14% |
| Does your child like coming to school | 13 | 23.21% | 28 | 50.00% | 3 | 5.36% | 12 | 21.43% |
| does your child take part in extra-curricular activities offered by the school | 9 | 16.07% | 34 | 60.71% | 7 | 12.50% | 6 | 10.71% |
| There is a good range of extra-curricular activities to choose from | 9 | 16.07% | 34 | 60.71% | 9 | 16.07% | 4 | 7.14% |
| The curriculum helps your child to develop resilience, confidence and independence | 6 | 10.71% | 45 | 80.36% | 4 | 7.14% | 1 | 1.79% |

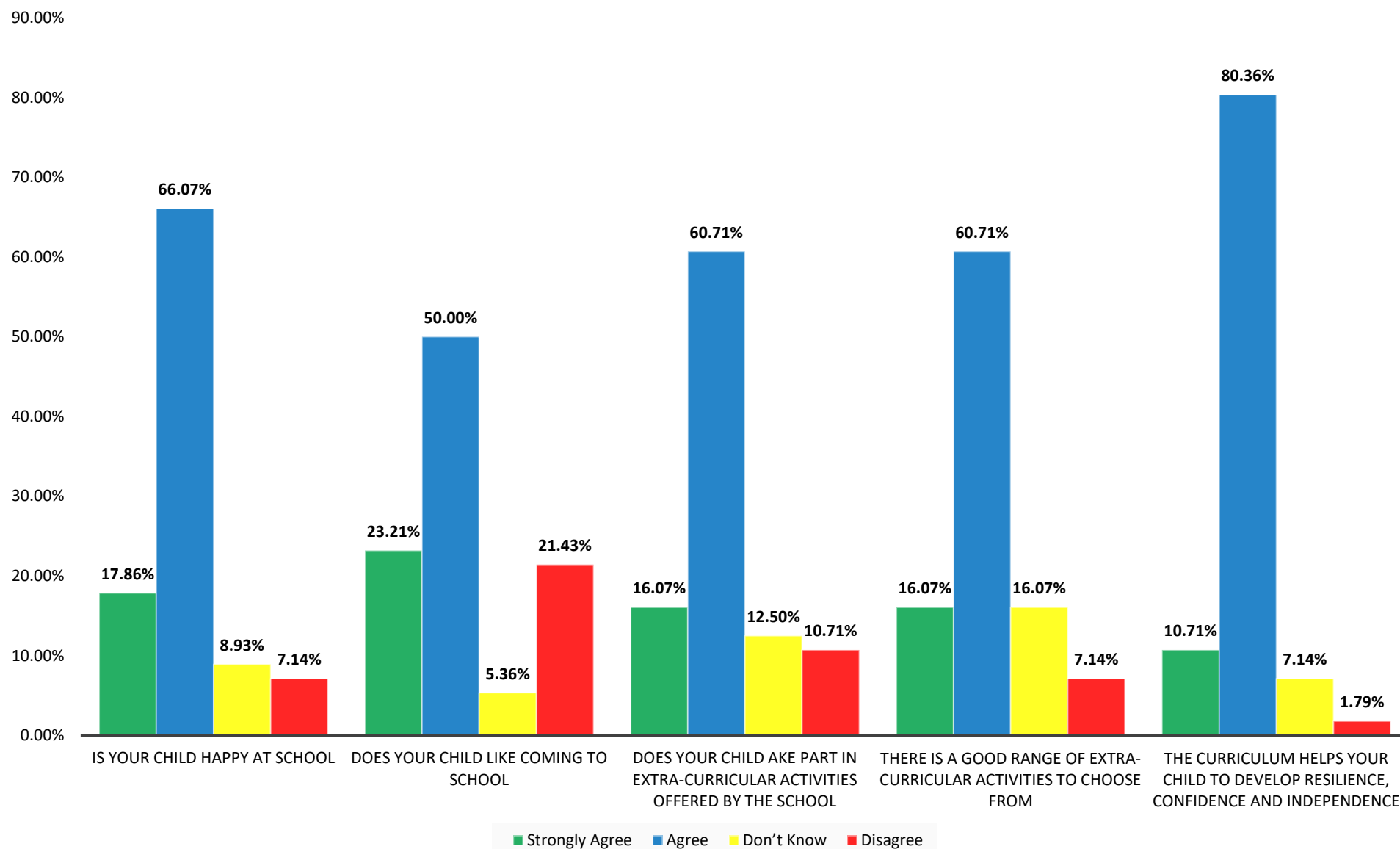
| Safeguarding Survey Questions | Strongly Agree | | Agree | | Don't Know | | Disagree | |
|--|----------------|--------|-------|--------|------------|--------|----------|-------|
| My child feels safe in school | 13 | 23.21% | 41 | 73.21% | 1 | 1.79% | 1 | 1.79% |
| My child knows who to speak to if they upset or unhappy at school | 16 | 28.57% | 38 | 67.86% | 2 | 3.57% | 0 | 0.00% |
| The school teaches my child to lead a healthy and active lifestyle and how to keep physically and mentally healthy | 10 | 17.86% | 40 | 71.43% | 4 | 7.14% | 2 | 3.57% |
| The school teaches my child how to be safe online | 2 | 3.57% | 41 | 73.21% | 12 | 21.43% | 1 | 1.79% |
| The school teaches my child how to be safe in school and at home | 3 | 5.36% | 46 | 82.14% | 6 | 10.71% | 1 | 1.79% |

| Behaviour Survey Questions | Strongly Agree | | Agree | | Don't Know | | Disagree | |
|---|----------------|--------|-------|--------|------------|--------|----------|-------|
| Adults/Staff/Teachers are consistent and fair | 22 | 39.29% | 33 | 58.93% | 0 | 0.00% | 1 | 1.79% |
| Bullying and discrimination is dealt with quickly, effectively and consistently | 19 | 33.93% | 31 | 55.36% | 6 | 10.71% | 0 | 0.00% |
| Do you think the school has a calm, orderly environment which helps me to learn | 6 | 10.71% | 35 | 62.50% | 11 | 19.64% | 4 | 7.14% |
| Do you think the school has clear routines and expectation for the behaviour of all pupils across all aspects of school | 7 | 12.50% | 47 | 83.93% | 2 | 3.57% | 0 | 0.00% |
| Your Child is encouraged to attend and supported by the academy | 23 | 41.07% | 33 | 58.93% | 0 | 0.00% | 0 | 0.00% |

| Teaching & Learning Survey Questions | Strongly Agree | | Agree | | Don't Know | | Disagree | |
|---|----------------|--------|-------|--------|------------|--------|----------|-------|
| Do you think your child knows how to improve my work | 4 | 7.14% | 47 | 83.93% | 5 | 8.93% | 0 | 0.00% |
| Does your child know what they need to learn next | 3 | 5.36% | 40 | 71.43% | 12 | 21.43% | 1 | 1.79% |
| Do teachers tell you how well your child is doing in their learning | 8 | 14.29% | 38 | 67.86% | 6 | 10.71% | 4 | 7.14% |
| Does the school respond to any concerns that you may raise | 21 | 37.50% | 34 | 60.71% | 1 | 1.79% | 0 | 0.00% |
| I know who to go to if I need help around my child's learning | 12 | 21.43% | 39 | 69.64% | 5 | 8.93% | 0 | 0.00% |

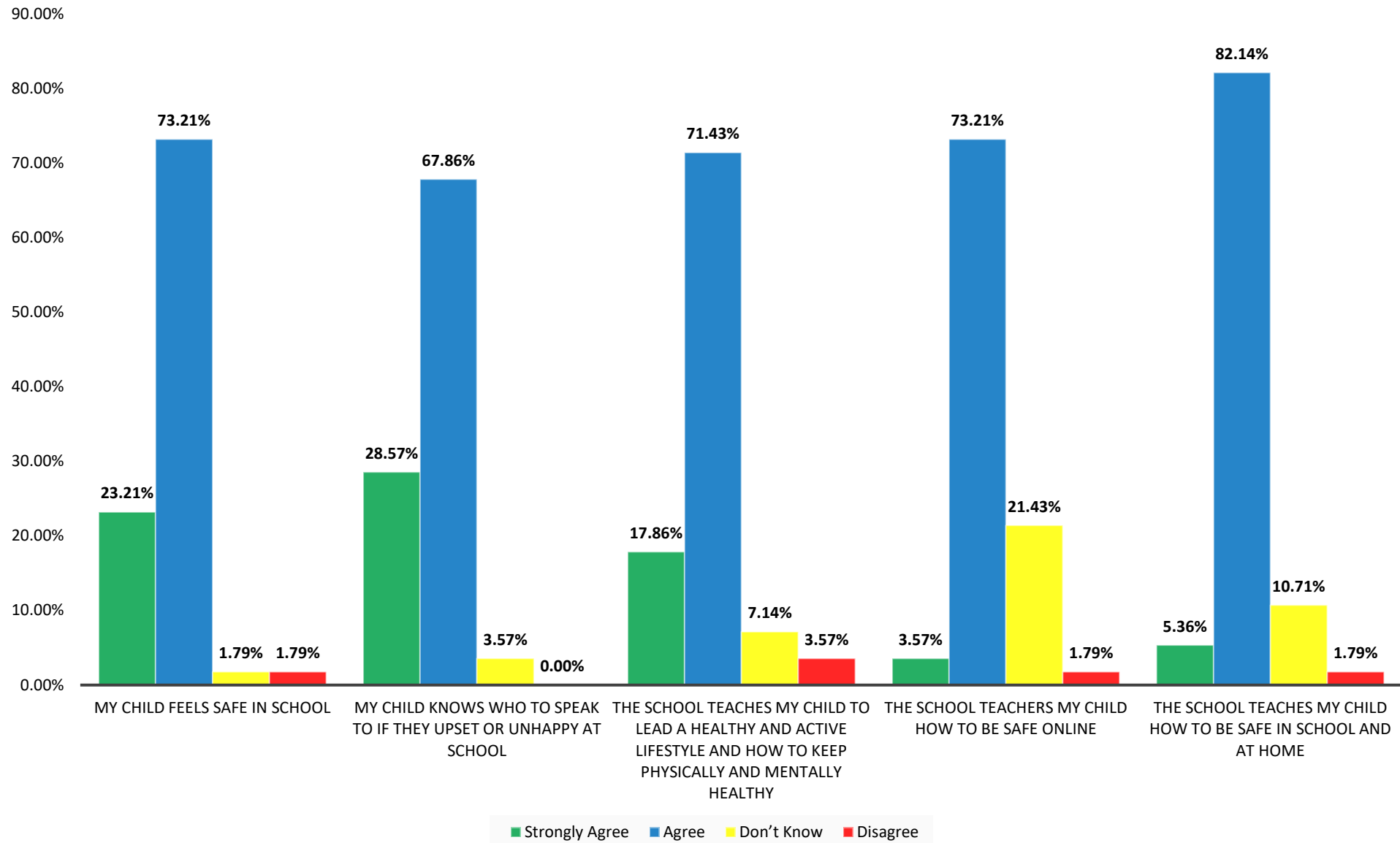
Total Parents that took survey
56

Parent Survey - Pupil Well-Being - Spring Term 2025



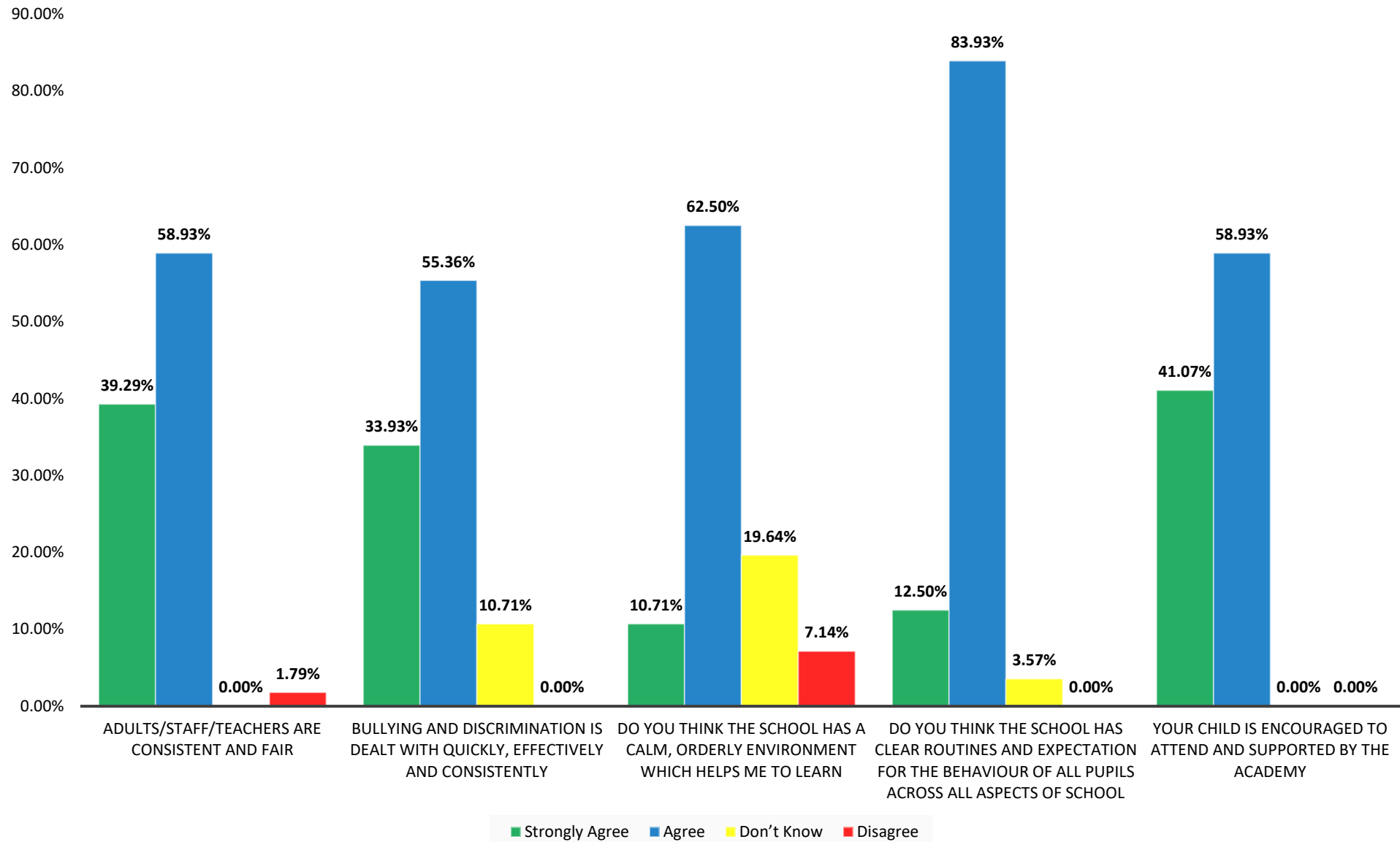
Total Parents that took survey
56

Parent Survey - Safeguarding - Spring Term 2025



Total Parents that took survey
56

Parent Survey - Behaviour - Spring Term 2025



Total Parents that took survey
56

Parent Survey - Teaching & Learning - Spring Term 2025

