

68 Pupils took survey

Pupil Well-Being Survey Questions	Strongly Agree		Agree		Don't Know		Disagree	
I am happy at school	10	14.71%	45	66.18%	9	13.24%	4	5.88%
I like coming to school	6	8.82%	38	55.88%	15	22.06%	9	13.24%
I take part in extra-curricular activities offered by my school	11	16.18%	28	41.18%	11	16.18%	18	26.47%
There is a good range of extra-curricular activities to choose from	13	19.12%	30	44.12%	19	27.94%	6	8.82%
The curriculum helps me to develop resilience, confidence and independence	12	17.65%	38	55.88%	14	20.59%	4	5.88%

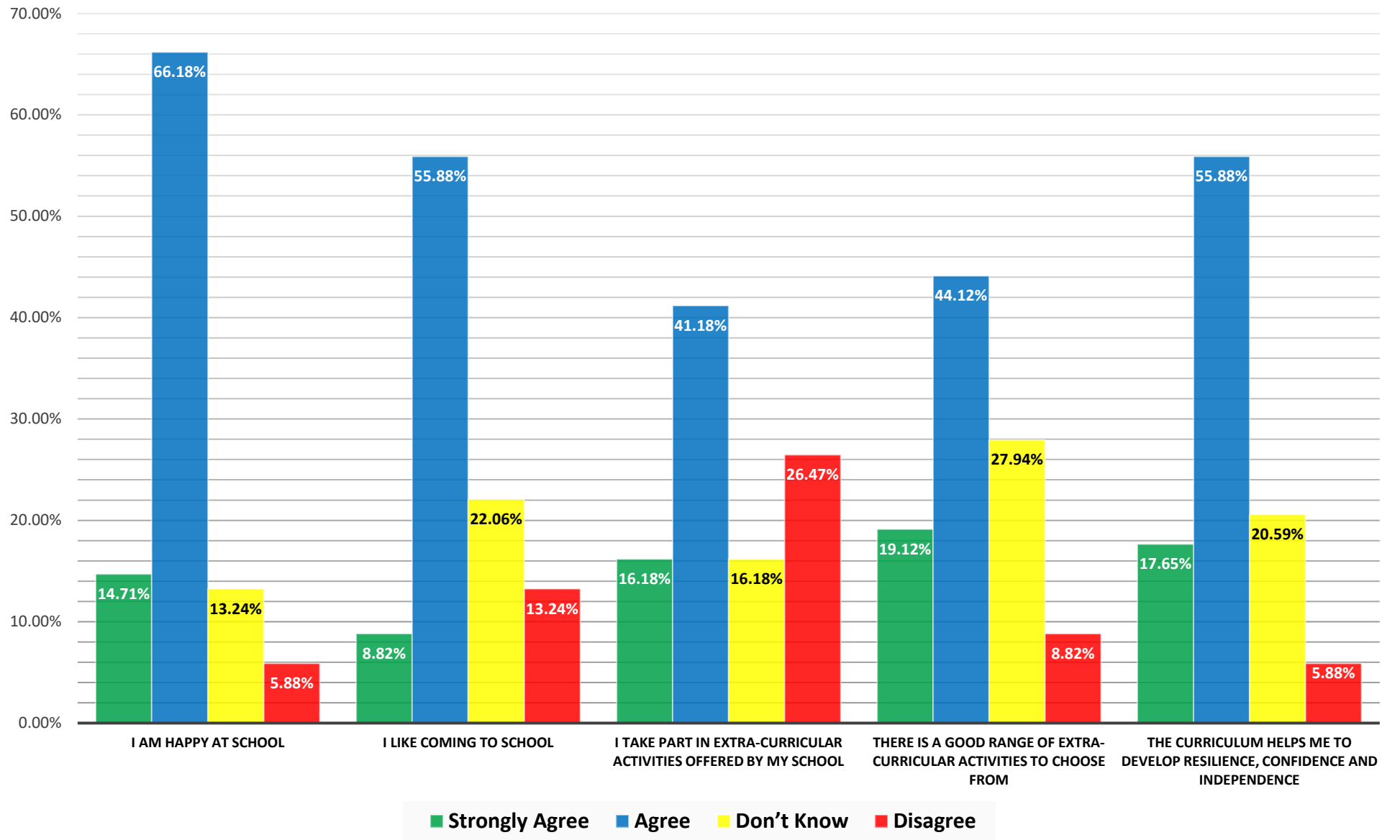
Safeguarding Survey Questions	Strongly Agree		Agree		Don't Know		Disagree	
I feel safe in school	17	25.00%	40	58.82%	8	11.76%	3	4.41%
I know who to speak to if I'm upset or unhappy at school	20	29.41%	38	55.88%	9	13.24%	1	1.47%
My school teaches me to lead a healthy and active lifestyle and how to keep physically and mentally healthy	18	26.47%	39	57.35%	5	7.35%	6	8.82%
My school teaches me how to be safe online	16	23.53%	35	51.47%	13	19.12%	5	7.35%
My school teaches me how to be safe in school and at home	19	27.94%	36	52.94%	9	13.24%	4	5.88%

Behaviour Survey Questions	Strongly Agree		Agree		Don't Know		Disagree	
Adults/Staff/Teachers are consistent and fair	19	27.94%	31	45.59%	12	17.65%	6	8.82%
Bullying and discrimination is dealt with quickly, effectively and consistently	21	30.88%	34	50.00%	8	11.76%	5	7.35%
My school has a calm, orderly environment which helps me to learn	14	20.59%	34	50.00%	9	13.24%	11	16.18%
My school has clear routines and expectation for the behaviour of all pupils across all aspects of school	17	25.00%	36	52.94%	11	16.18%	4	5.88%
I am encouraged to attend and supported by the academy	20	29.41%	36	52.94%	8	11.76%	4	5.88%

Teaching & Learning Survey Questions	Strongly Agree		Agree		Don't Know		Disagree	
I know how to improve my work	18	26.47%	39	57.35%	6	8.82%	5	7.35%
I know what I need to learn next	13	19.12%	32	47.06%	14	20.59%	9	13.24%
My teachers tell me when I'm doing good work	15	22.06%	38	55.88%	9	13.24%	6	8.82%
My teachers help me when I'm stuck	23	33.82%	33	48.53%	8	11.76%	4	5.88%
I know who to go to if I need help	25	36.76%	32	47.06%	7	10.29%	4	5.88%

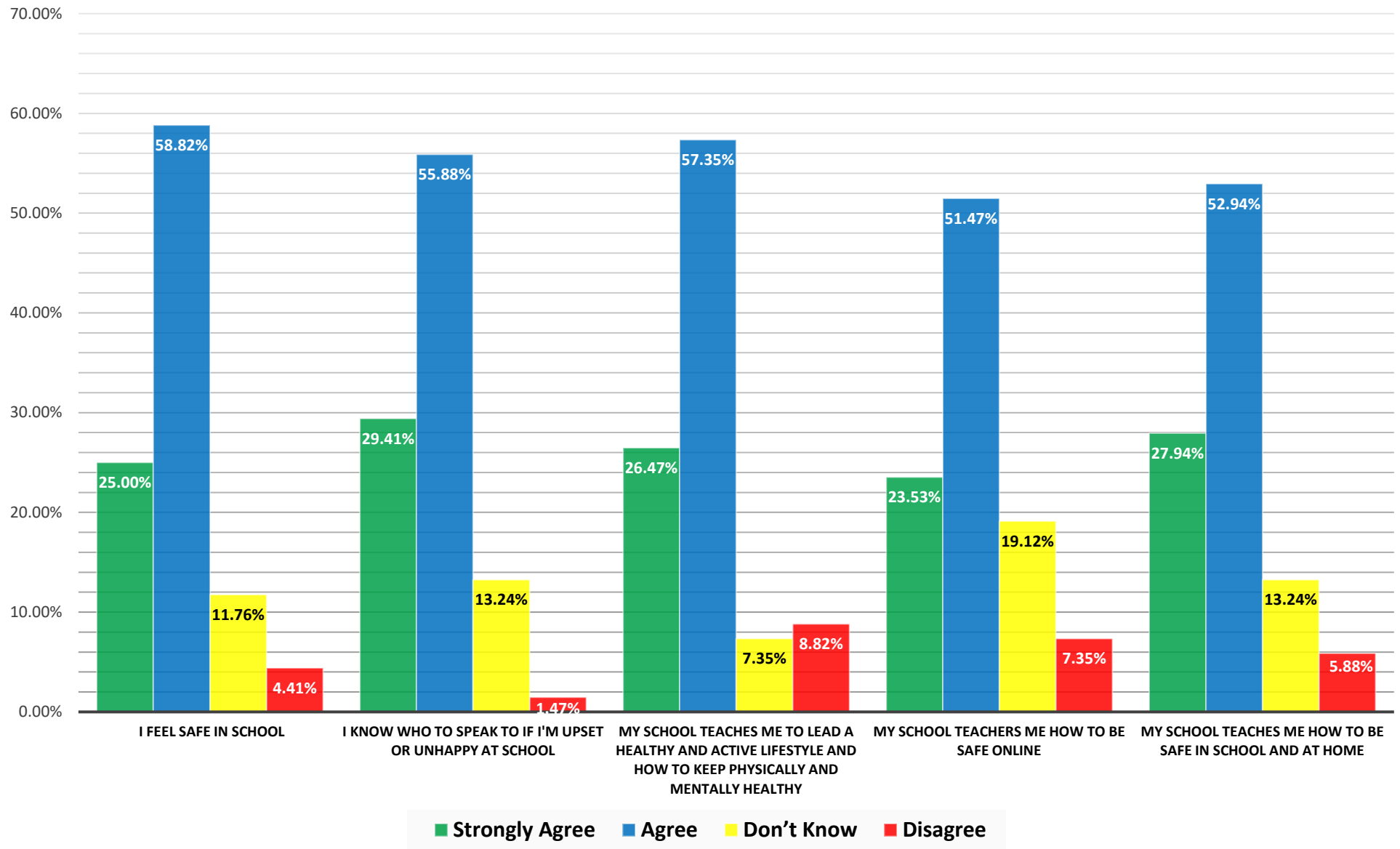
Total Pupils that took survey  
66

## Pupil Survey - Pupil Well-Being - Spring Term 2022



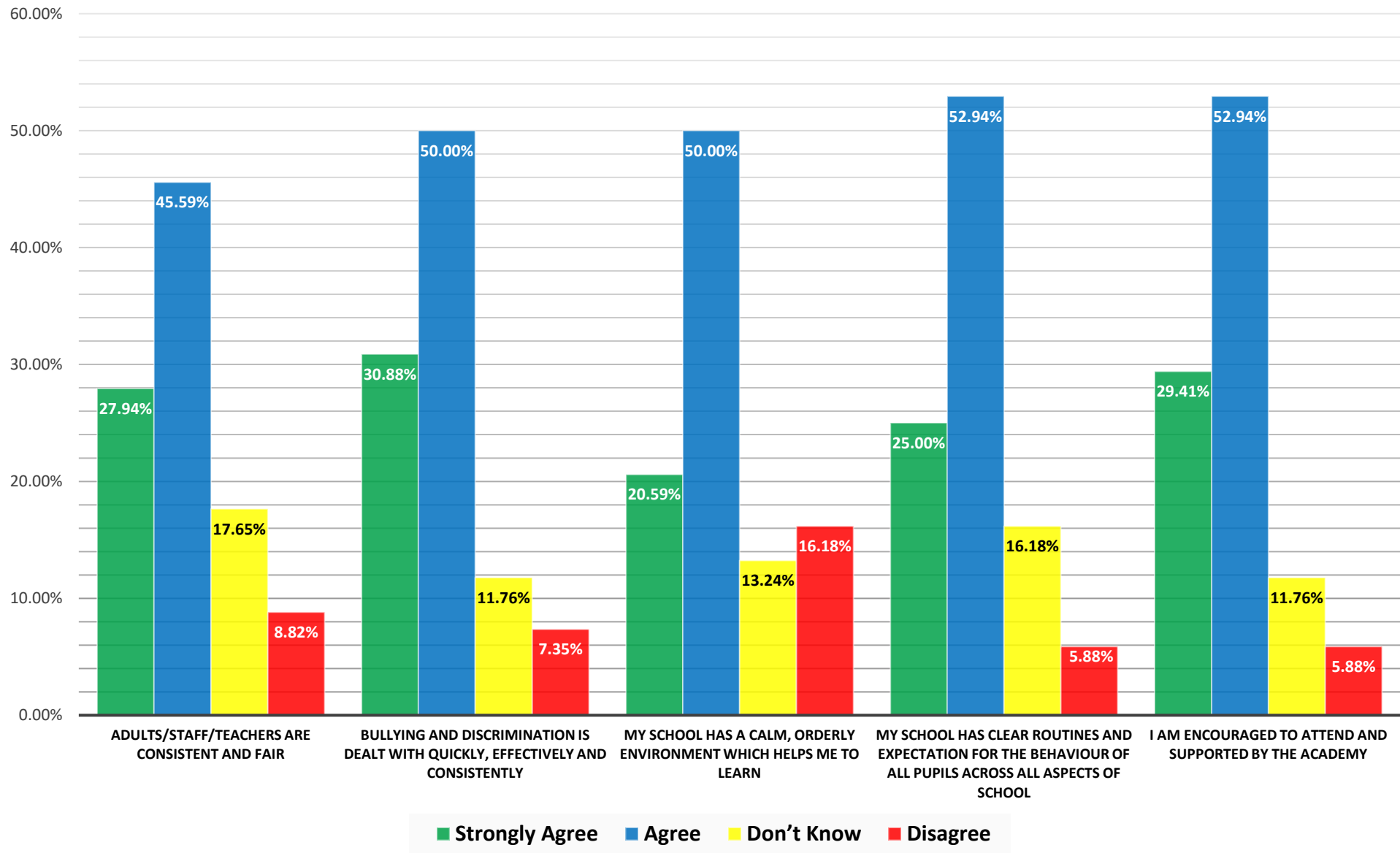
Total Pupils that took survey  
66

## Pupil Survey - Safeguarding - Spring Term 2022



Total Pupils that took survey  
66

## Pupil Survey - Behaviour - Spring Term 2022



Total Pupils that took survey  
66

## Pupil Survey - Teaching & Learning - Spring Term 2022

