

69 Parents took survey

| Pupil Well-Being Survey Questions | Strongly Agree | | Agree | | Don't Know | | Disag |
|--|----------------|--------|-------|--------|------------|--------|-------|
| Is your child happy at school | 16 | 23.19% | 47 | 68.12% | 5 | 7.25% | 1 |
| Does your child like coming to school | 16 | 23.19% | 44 | 63.77% | 4 | 5.80% | 5 |
| does your child ake part in extra-curricular activities offered by the school | 22 | 31.88% | 34 | 49.28% | 9 | 13.04% | 4 |
| There is a good range of extra-curricular activities to choose from | 21 | 30.43% | 33 | 47.83% | 13 | 18.84% | 2 |
| The curriculum helps your child to develop resilience, confidence and independence | 15 | 21.74% | 40 | 57.97% | 13 | 18.84% | 1 |

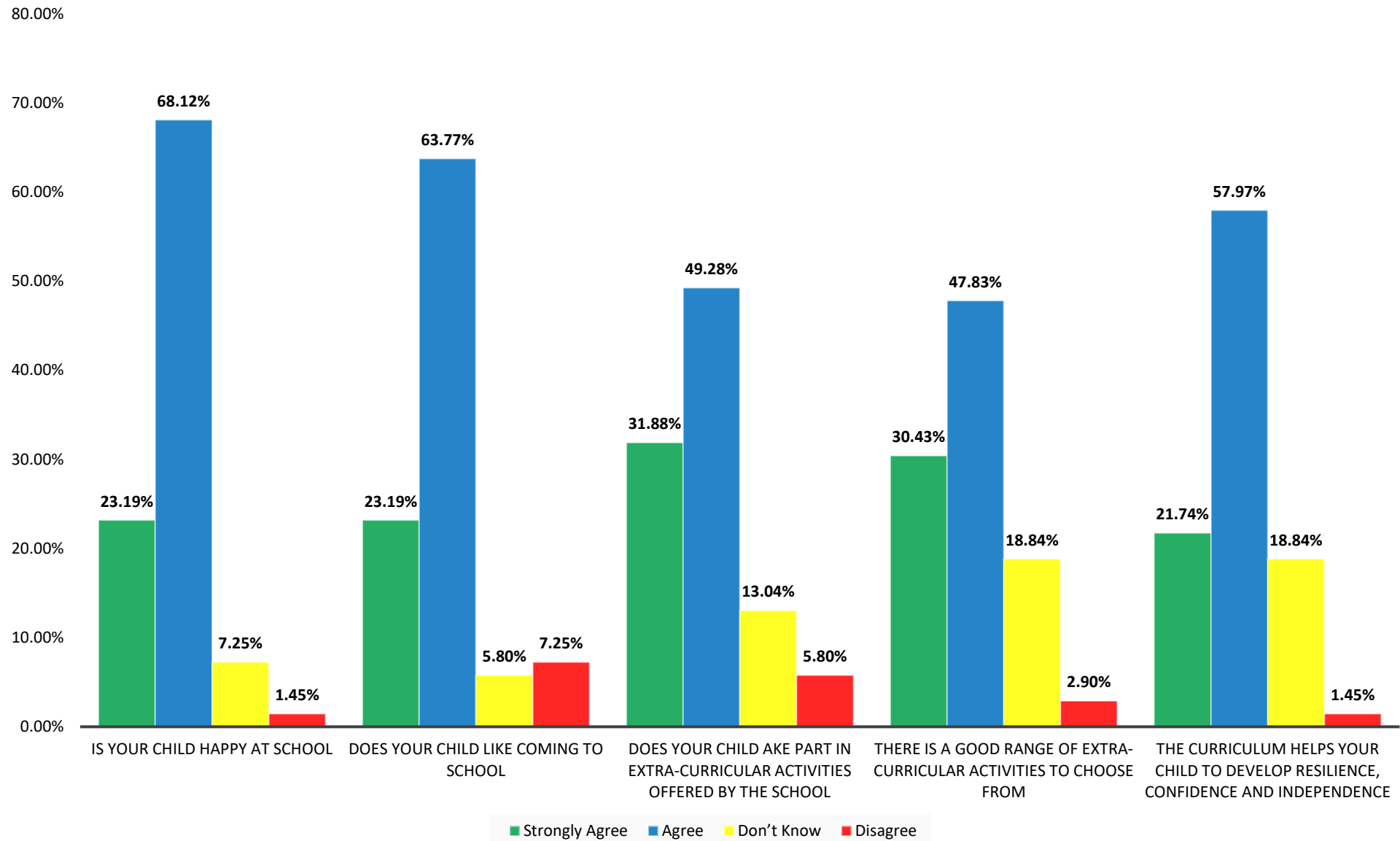
| Safeguarding Survey Questions | Strongly Agree | | Agree | | Don't Know | | Disag |
|--|----------------|--------|-------|--------|------------|--------|-------|
| My child feels safe in school | 23 | 33.33% | 43 | 62.32% | 1 | 1.45% | 2 |
| My child knows who to speak to if they upset or unhappy at school | 22 | 31.88% | 42 | 60.87% | 4 | 5.80% | 1 |
| The school teaches my child to lead a healthy and active lifestyle and how to keep physically and mentally healthy | 17 | 24.64% | 43 | 62.32% | 8 | 11.59% | 1 |
| The school teachers my child how to be safe online | 13 | 18.84% | 43 | 62.32% | 12 | 17.39% | 1 |
| The school teaches my child how to be safe in school and at home | 13 | 18.84% | 43 | 62.32% | 12 | 17.39% | 1 |

| Behaviour Survey Questions | Strongly Agree | | Agree | | Don't Know | | Disag |
|---|----------------|--------|-------|--------|------------|-------|-------|
| Adults/Staff/Teachers are consistent and fair | 23 | 33.33% | 42 | 60.87% | 2 | 2.90% | 2 |
| Bullying and discrimination is dealt with quickly, effectively and consistently | 27 | 39.13% | 37 | 53.62% | 3 | 4.35% | 2 |
| Do you think the school has a calm, orderly environment which helps me to learn | 16 | 23.19% | 46 | 66.67% | 5 | 7.25% | 2 |
| Do you think the school has clear routines and expectation for the behaviour of all pupils across all aspects of school | 17 | 24.64% | 45 | 65.22% | 6 | 8.70% | 1 |
| Your Child is encouraged to attend and supported by the academy | 25 | 36.23% | 40 | 57.97% | 3 | 4.35% | 1 |

| Teaching & Learning Survey Questions | Strongly Agree | | Agree | | Don't Know | | Disag |
|---|----------------|--------|-------|--------|------------|--------|-------|
| Do you think your child knows how to improve my work | 13 | 18.84% | 41 | 59.42% | 14 | 20.29% | 1 |
| Does your child know what they need to learn next | 13 | 18.84% | 41 | 59.42% | 13 | 18.84% | 2 |
| Do teachers tell you how well your child is doing in their learning | 17 | 24.64% | 41 | 59.42% | 8 | 11.59% | 3 |
| Does the school respond to any concerns that you may raise | 27 | 39.13% | 39 | 56.52% | 2 | 2.90% | 1 |
| I know who to go to if I need help around my childs learning | 21 | 30.43% | 41 | 59.42% | 5 | 7.25% | 2 |

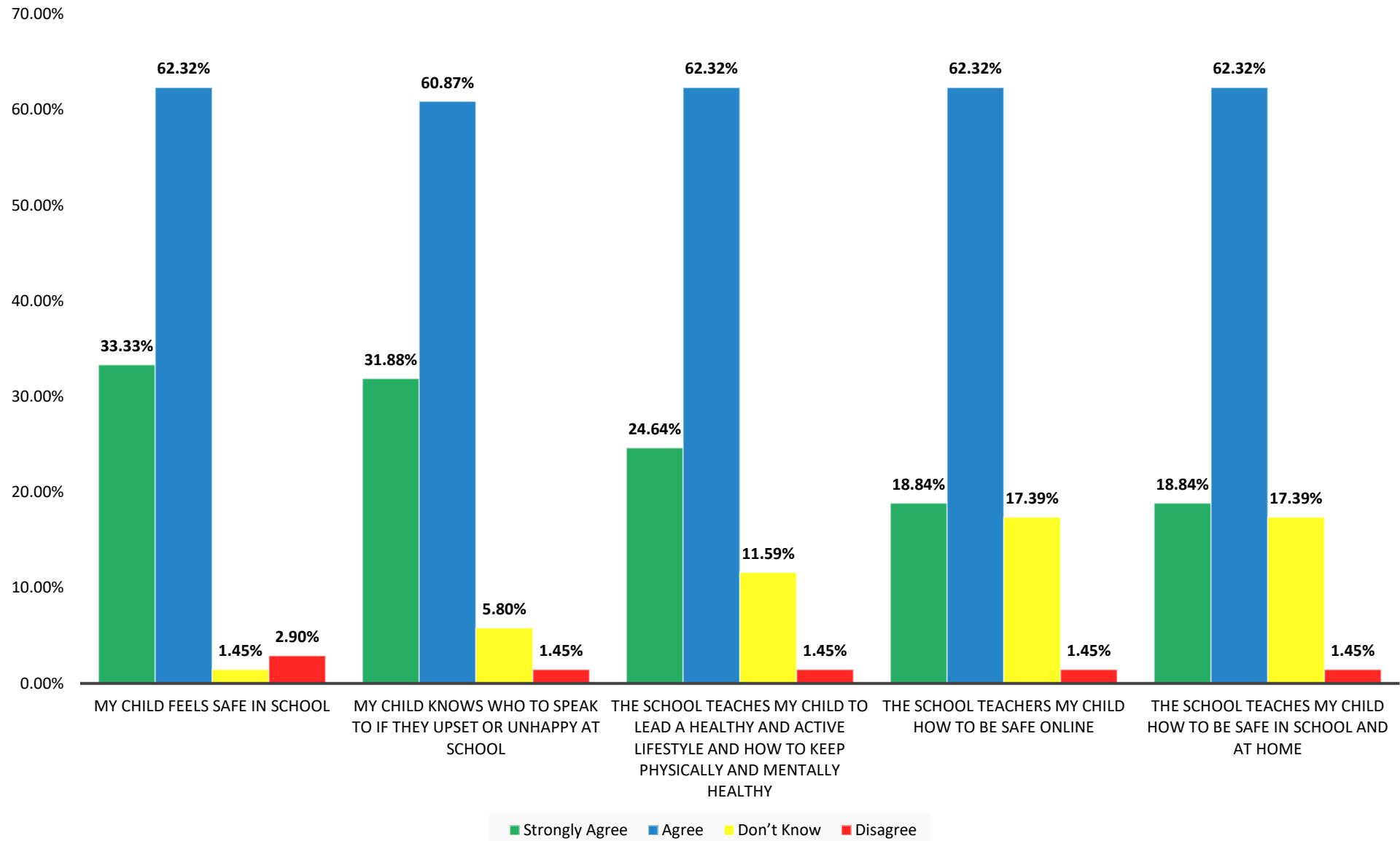
Total Parents that took survey
69

Parent Survey - Pupil Well-Being - Summer Term 2025



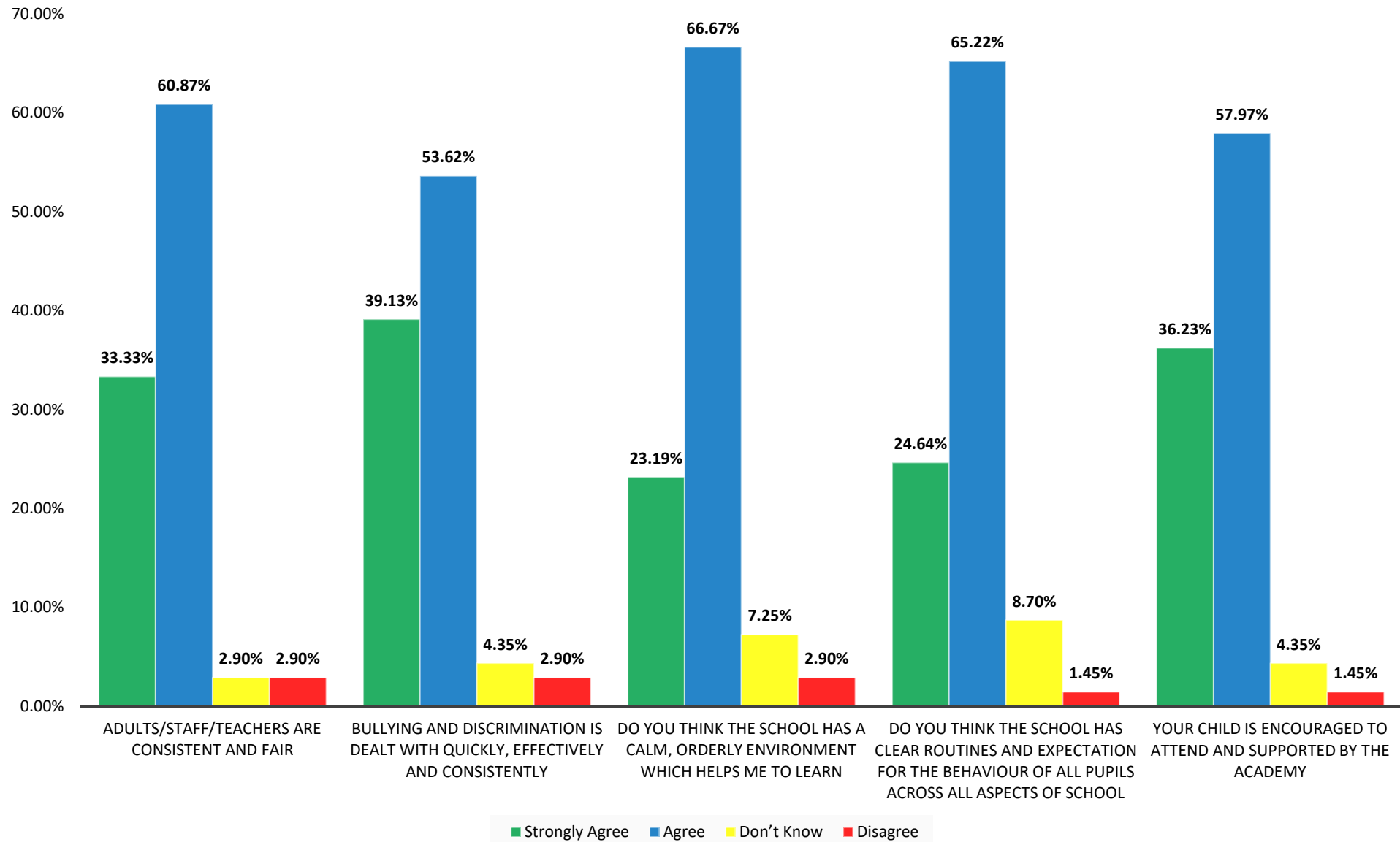
Total Parents that took survey
69

Parent Survey - Safeguarding - Summer Term 2025



Total Parents that took survey
69

Parent Survey - Behaviour - Summer Term 2025



Total Parents that took survey
69

Parent Survey - Teaching & Learning - Summer Term 2025

