



Walmsley C of E School


Admissions Policy 2023


Applicable to Admissions from
September 2023 Onwards


Date Drafted	09/2021
Policy Written By	Admissions Committee
Date Reported to Governors	23/11/2021
Date Reviewed	04/10/2021
Date of Next Review	11/2023
Responsible Committee	Admissions

Mission Statement

As a school we pledge to:

-  Be a happy school where pupils are encouraged and challenged to reach their full academic and social potential in a creative, friendly and safe Christian environment.

-  Work as a partnership with pupils, their families, staff and the wider community to provide an environment of honesty, responsibility and integrity.

-  Give ownership of the opportunities presented to the school family, thus enabling them to reflect on their time at Walmsley with pride.

Admission Policy

1. Introduction

Walmsley Church of England Primary School is a Voluntary Aided school. The Governing Board is the admission authority for the school, and the school is required to act in accordance with the Department for Education (DfE) School Admissions Code. The admissions process is co-ordinated by Bolton Council (the Local Authority) and the school liaises with the Local Authority and Manchester Diocesan Board of Education on admissions issues. Responsibility for admissions is delegated to the Governing Board's Admissions Committee.

As required by the DfE School Admissions Code, the admissions arrangements, including the criteria used to determine the allocation of places when the school is oversubscribed, are agreed by the Governing Board following consultation.

2. Admission arrangements

Published Admission Number

The school's published admission number (PAN) agreed for admission to the Reception Year in September 2023 is 45. If no more than 45 applications are received for admission to the Reception Year, all applicants will be offered places.

The school will admit all children having a statement of special educational needs or an Education, Health and Care Plan (EHCP) in whose statement or EHCP the school is named.

Oversubscription criteria

When the number of applications received is greater than the number of remaining places available (after the admission of any pupils with a statement of special educational needs or an EHCP naming the school), the decision on which children will be admitted will be based on the following oversubscription criteria, which will be applied in the order of priority set out below:

1. Children in public care and previously looked after children. (Note (a)).
2. Children who with their parent/carer regularly attend Christ Church Walmsley or St Andrew's Bromley Cross (Note (b)).
3. Children who with their parent/carer regularly attend any Christian church and live within the Egerton, Bromley Cross or Sharples areas (Note (c)).
4. Children who already have an older brother or sister (sibling) attending the school at the time of application.

'Sibling' means a natural brother or sister, a half brother or sister, a legally adopted brother or sister or half-brother or sister, a step brother or sister, or other child living in

the same household who, in any of these cases, will be living with them at the same address at the date of their entry to the school.

5. All other children (Note (d)).

Notes:

a) Looked After Children

Includes any “looked after child”, “previously looked after child” and any child who was previously looked after but immediately after being looked after became subject to an adoption, residence or special guardianship order.

“A “Looked After Child” (LAC) is a child who is (a) in the care of a local authority, or (b) being provided with accommodation by a local authority in the exercise of their social services functions (see the definition in Section 22(1) of the Children Act 1989) at the time of making an application to a school.

A "Previously Looked After Child" (PLAC) is a child who was looked after but ceased to be so because they were adopted or became subject to a child arrangements order or special guardianship order immediately following having been looked after.

An "Internationally Adopted Previously Looked After Child (IAPLAC) is a child who appears (to the admission authority) to have been in state care outside of England and ceased to be in state care as a result of being adopted.

b) Walmsley Church

Regular attendance by the parent/carer and the child at public worship at Christ Church Walmsley or St Andrews, Bromley Cross at any qualifying service as designated by School Admissions Committee.

Attendance will be established by information provided on the Supplementary Information Form (SIF) available from the school and completed by a member of the clergy or other designated church officer. For the purposes of these admission arrangements ‘regular’ means attendance at least once per month during the twelve month reference period ending on 30th September in the year prior to admission to the school.

c) Any other Church

Regular attendance by the parent/carer and the child at public worship in any other Christian church and live within the Egerton, Bromley Cross or Sharples areas. (A map is available to view at school if required).

For the purposes of these admission arrangements 'other Christian church' means a church which is Designated under the Ecumenical Relations Measure 2018, nationally by the Archbishops of Canterbury and York, or locally by the diocesan bishop, or which is a member of Churches Together in England, or affiliated to the Evangelical Alliance

or a Partner Church of Affinity. The list of nationally designated churches can be found at:

<https://www.churchofengland.org/sites/default/files/2019-12/Designated%20Churches.pdf>

Parents/carers wishing to apply against this criterion must complete a Supplementary Information Form (SIF). Attendance at public worship will be established by information provided on the SIF, including verification by the relevant Minister or their designated officer. For the purposes of these admission arrangements 'regular' means attendance at least once per month during the twelve month reference period ending on 30th September in the year prior to admission to the school.

NOTE: In the event that during the period specified for attendance at worship the church has been closed for public worship *or has restricted the numbers able to attend* and has not provided alternative premises for that worship, the requirements of these admissions arrangements in relation to attendance will only apply to the period when the church or alternative premises have been *fully* available for public worship.

d) All other children/tie-breaker

All other applications which have not been allocated on criteria a) and b) above will be based on proximity to the school.

We will measure the distance by a straight line. All straight line distances are calculated electronically using a geographical information system.

In the event that two or more children live at the same distance from the school (as can happen with families living in blocks of flats), random allocation determined by the drawing of lots supervised by a person independent of the School will be used to decide which child(ren) will be allocated the remaining place(s) (in accordance with 1.34 and 1.35 of the DfE School Admissions Code).

Late applications

Applications received after the closing date and before the Governing Board's admission meeting will be placed last in the criteria in which they fall unless the Governing Board is satisfied that there are exceptional circumstances which reasonably prevented the application from being submitted on time. Supporting evidence, including that provided by the required Supplementary Information Form, must also be supplied by the closing date for applications, unless it is satisfied that there are exceptional circumstances which reasonably prevented it being submitted on time. In the absence of such supporting evidence, the allocation of places will be made on the basis of the application alone.

In-Year admissions

From time to time a place becomes available further up the school. The allocation of places is in accordance with the admissions criteria. Preference will be given to children moving into the area from outside the Local Authority area who do not have a school place. Evidence will need to be provided that the child has recently moved in.

Admission of children outside their normal age group

Parents may request that their child is admitted to a year group outside their normal age range, for instance where the child is gifted or talented or where a child has suffered from particular social or medical issues impacting on their schooling. All such requests will be considered on their merits and either agreed or refused, on that basis. If a request is refused, the child will still be considered for admission to their normal age group.

The process for requesting such an admission is as follows: With the application, parents should request that the child is admitted to another year group (state which one), and the reasons for that request. Parents will submit any evidence in support of their case with the application, for instance from a medical practitioner, headteacher, etc. Some of the evidence a parent might submit could include:

- information about the child's academic, social and emotional development;
- where relevant, their medical history and the views of a medical professional;
- whether they have previously been educated out of their normal age group; and
- whether they may naturally have fallen into a lower age group if it were not for being born prematurely.

The school will consider each case on its merits, taking into account the individual circumstances of the request and the child's best interests. We will also ensure the parent is aware of whether the request for admission out of age group has been agreed before final offers are made, and the reason for any refusal. Requests for admission out of the normal year group will be considered alongside other applications made at the same time.

Waiting List

The school will operate a waiting list for each year group. Where in any year the school receives more applications for places than there are places available, a waiting list will operate until the end of the first term after the beginning of the school year. This will be maintained by the admission authority and it will be open to any parent to ask for their child's name to be placed on the waiting list, following an unsuccessful application. Children's position on the waiting list will be determined solely in accordance with the oversubscription criteria. Where places become vacant they will be allocated to children on the waiting list in accordance with the oversubscription criteria. The waiting list will be reordered in accordance with the oversubscription criteria whenever anyone is added to or leaves it.

Appeals Procedure

All applicants refused a place have a right of appeal to an independent appeal panel constituted and operated in accordance with the School Admission Appeals Code. Applicants should contact the School Business Manager at Walmsley C of E Primary School, Blackburn Road, Egerton, Bolton, Lancashire, BL7 9SA within 20 days of the date of the letter refusing your child a place at the school for information on how to appeal. Information on the timetable for the appeals process is on Bolton Council's website at:

<https://www.bolton.gov.uk/admissions/primary-school-places-1>

School age

A full-time school place in the Reception class is available for children from the September following their 4th birthday.

Deferred entry for infants

Parents offered a place for their child have a right to defer entry, or to take a place up part-time, until the start of the term beginning immediately after their child has reached compulsory school age of 4. However, places cannot be deferred until the next academic year.

Address definition

The address is the place where the child is permanently resident with his or her parent or parents or legal guardians. Evidence may be requested to show the address, for example: to which any Child Benefit is paid or at which the child is registered with a medical GP together with recent utilities bill, council tax bill or tenancy agreement. This evidence will be used when reaching a decision on the child's home address for admissions purposes (including where a child lives with parents with shared responsibility for each part of the week). Parents should not assume that a place will automatically be allocated to their child.

Enquiries

Please refer all enquiries to our School Business Manager at Walmsley CE School, Blackburn Road, Egerton, Bolton, BL7 9SA.