

The background of the entire page is a light brown wood-grain texture. Scattered across this background are several brown autumn leaves of various shapes and sizes. On the left side, there is a vertical brown vine with several leaves. Two yellow circular fasteners are visible on the far left edge. A central white rectangular box with a brown border contains the text.

SUPERsonic

Phonic Friends

Parent Workshop

What to expect?

- **What is Phonics?**
- **Subject Knowledge for parents**
- **What your child will learn**
- **How to support your child at home**

The Will & The Thrill

Experience, Exposure and Enjoyment

- Can do ethos
- Books
- Rhymes
- Poems
- Songs
- Clever conversations
- Vocabulary
- Story making and telling
- Bringing books to life
- Love, joy and laughter

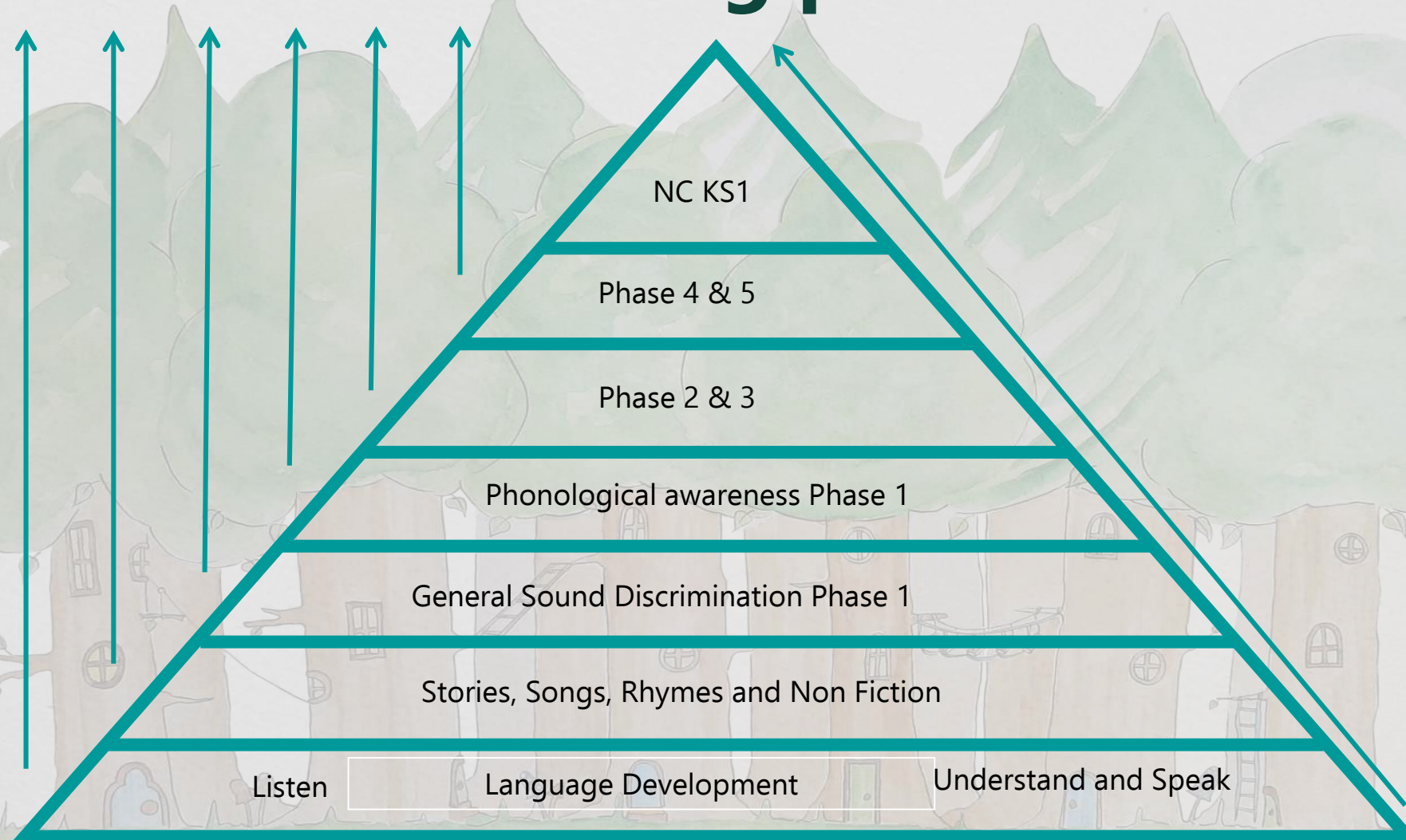
**Reading and writing float on a sea of
talk**

And then the skills...



**Systematic Synthetic
Phonics.**

The big picture



What is Phonics

- Different schemes schools adopt
- We use the DFE accredited Super Sonic Phonic Friends Programme
- Phased 1 – 5 systematic approach
- Accessing Supersonic Phonic Friends resources to enhance
- The ability to be able to listen to sounds in words
- Recognising the spelling for the sounds in words
- Remembering the spelling for the sounds in words
- Building words
- Reading words – flash cards and decodeable text
- Writing words

The Characters



Firm Foundations Phase 1

Listening – no flashcards allowed

Firm Foundations in Phonics

General Sound Discrimination

Aspect 1 Environment Sounds

The Strands

Tuning into sounds
(auditory discrimination)

Aspect 2 Instrumental Sounds

Listening and
remembering sounds
(auditory memory and
sequencing)

Aspect 3 Body Percussion

Talking about sounds
(developing vocabulary
and language
comprehension).



Rhyming

The sounds at the end of the word are the same

No flashcards allowed



Rhythm

Lots of chunks/ syllables in a word


No flashcards allowed



Alliteration

The beginning sound we can hear in a word

No flashcards allowed



Oral Blending and Segmenting

All the sounds we can hear in a word

No flashcards allowed



sh-o-p



d-e-n



j-a-m



Three Core Concepts in Early Development

1 Experiences Build Brain Architecture

NATIONAL SCIENTIFIC COUNCIL ON THE DEVELOPING CHILD
Center on the Developing Child  HARVARD UNIVERSITY

A phoneme
A sound we can hear in a
word



f-o-x



n-a-p



b-oa-t

Schwaing

Saying the sounds clearly



s



a



t



p



i



n



m



d

A grapheme

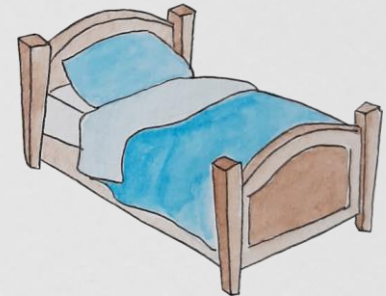
The spelling we can see



The Basics 2

Listen, Recognise, Build, Read, Write

3 sounds only



Week

Recognise Spellings for the
Sounds

1

s a t p

2

i n m d

3

g o c k

4


ck e u r

5

h b f l

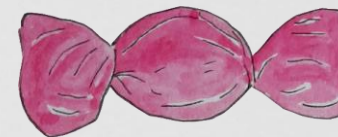
6

ll ff ss



The Basics 3

Listen, Recognise, Build, Read, Write 3 sounds only



Week	Spellings for the Sounds
1	j v w x
2	y z zz qu
3	ch sh th ng
4	ai ee igh oa
5	oo oo ar or
6	ur ow oi er
7	ure ear air



The Basics 4

Listen, Recognise, Build, Read, Write

4 and more sounds only

No new spellings to remember

Week	Listening to more than 3 sounds in a word
1	CVCC tent camp
2	CCVC stop flag
3	CVCC roast paint
4	CCVC float brain
5	CCVCC splash
6	CCCVCC sprint



Phoneme Frames

WORD	PHONEMES					
shelf						
dress						
think						
string						
sprint						
flick						

WORD	PHONEMES					
shelf	sh	e	l	f		
dress	d	r	e	ss		
think	th	i	n	k		
string	s	t	r	i	ng	
sprint	s	p	r	i	n	t
flick	f	l	i	ck		

The Higher Levels of Phonics

Listen, Recognise, Build, Read, Write

Choose to use Suze 5c



Week	Choose to Use Spellings
Example	ai and ay
Example	ee and ea
Example	ie and igh
Example	oa and oe
Example	oo and ue
Example	oi and oy
and more....	



The Higher Levels of Phonics

Listen, Recognise, Build, Read, Write

Switch it Mitch

Week

Switch it Spell Sounds

Example

fog and gold

Example

pit and child

Example

tie and thief

Example

cow and snow

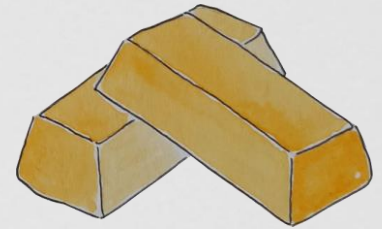
Example

goat and giant

Example

tea and bread

and more





Tricky Words

All Phases

I to no go into

he

she

me

be

we



Nonsense Words

All Phases

tish

shig

sheb



shab




Application

Decodeable – matching my phonics

All phases






Home School Diaries



Application Story Books

All phases



Application Environmental Print and Popular Culture

All phases



NETFLIX



CBeebies
BBC










Play

Application

All Phases

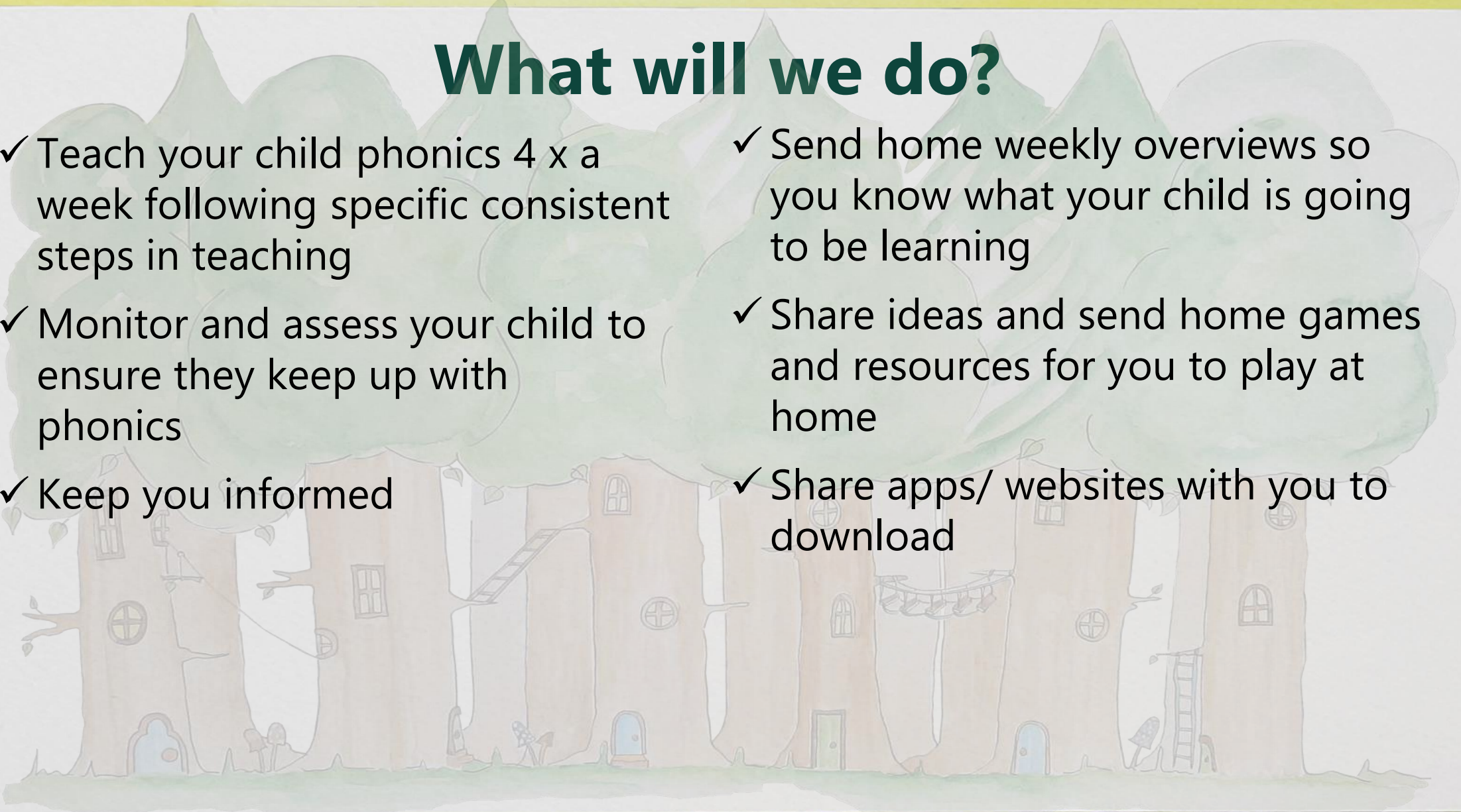


Weekly Parent Newsletters & Home Resources

<div></div> <div>supersonic</div> <div>Phonic friends</div> <div>Parent Weekly Newsletter</div> <div>Phase 3</div> <div></div>			
Spellings already know		Tricky Words	
s a t p i m n d g o c k c k e u r h b f f l l s s j v w x y z z q u		I to no go the into  me she we be he	
		Nonsense Words	
		shep dith  chib hing	
This week's spellings for the sounds			
ch 	sh 	th 	ng 
Build, Read & Write			
chop, chin, chug, check, such, chip,	ship, shop, shed, shell, fish, shock,	maths, moth, thin, thick, path, bath,	sing, song, king, hang, ring, wing,
Sound Buttons			
chin 	shop 	path 	song 
Spelling Frames			
 ch i p	 sh e d	 b a th	 k i ng
Next week's spellings for the sounds			
rain 	bee 	boat 	moon 

What will we do?

- ✓ Teach your child phonics 4 x a week following specific consistent steps in teaching
- ✓ Monitor and assess your child to ensure they keep up with phonics
- ✓ Keep you informed
- ✓ Send home weekly overviews so you know what your child is going to be learning
- ✓ Share ideas and send home games and resources for you to play at home
- ✓ Share apps/ websites with you to download



What can you do?

- ✓ Come to progress meetings and know where your child is up to
- ✓ Talk to your child about the new learning for the week – ask them to teach it to you – little and often
- ✓ Play games and resources with your child – little and often
- ✓ Download apps and log on to websites with your child



SUPERSONIC

Phonic Friends



Based on Letters and Sounds
DFE