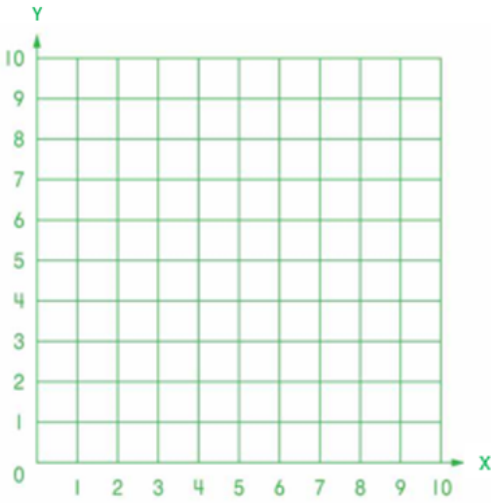
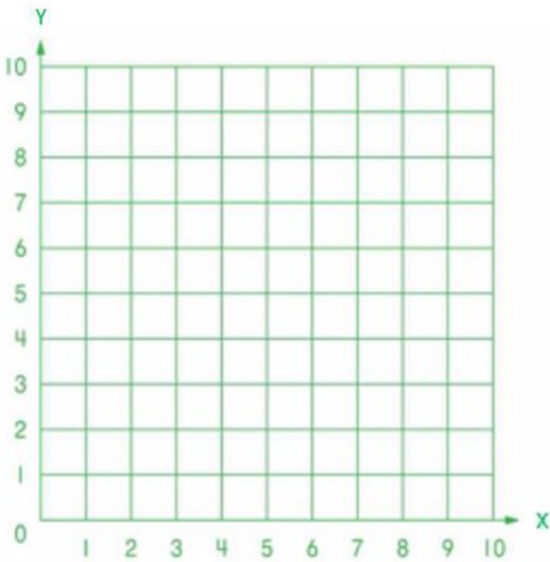


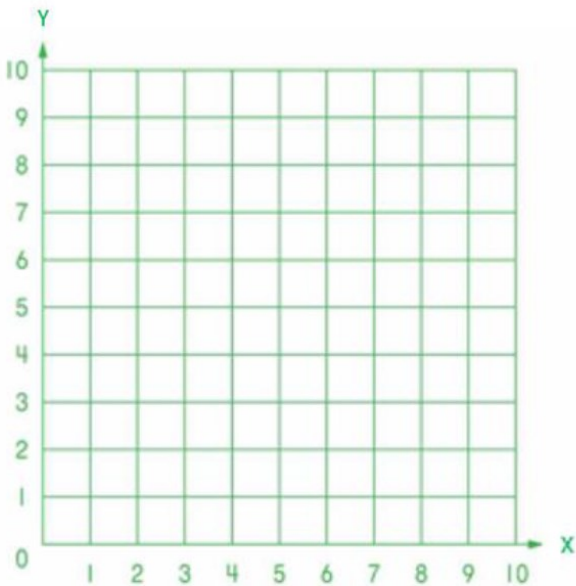
LO: To plot coordinates in the first quadrant

Plot the points and join using a ruler. Then name the 2D shape you have drawn. $(2, 2)$  $(2, 8)$  $(8, 8)$  $(8, 2)$ 

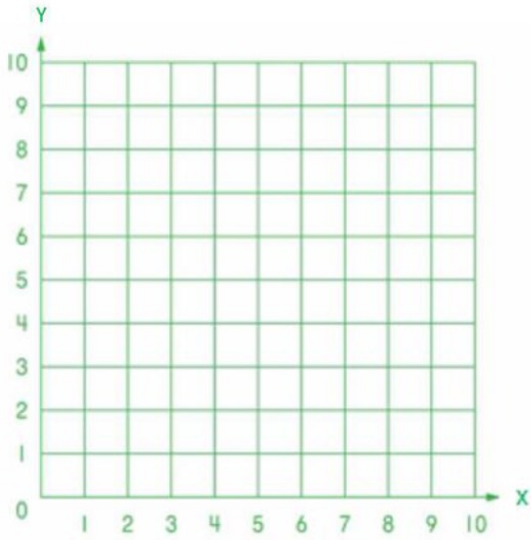
-----

 $(3, 2)$  $(5, 9)$  $(7, 2)$ 

-----

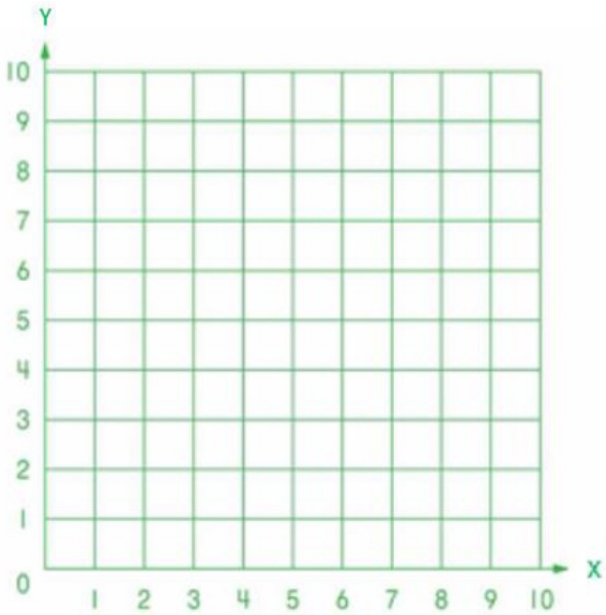
 $(2, 5)$  $(1, 7)$  $(3, 8)$  $(5, 7)$  $(4, 5)$ 

-----



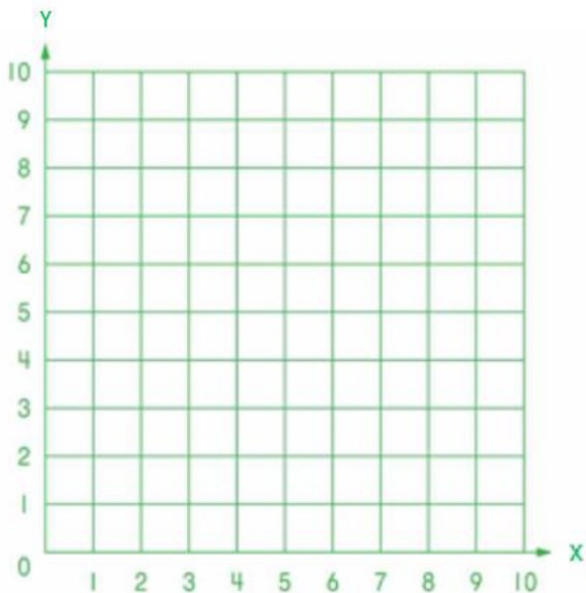
- (2, 3)
- (2, 9)
- (5, 9)
- (5, 3)

-----



- (5, 3)
- (3, 6)
- (5, 9)
- (7, 6)

-----



- (6, 6)
- (5, 8)
- (6, 10)
- (8, 10)
- (9, 8)
- (8, 6)

-----