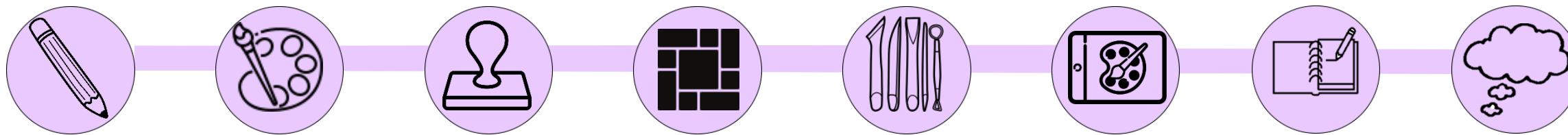


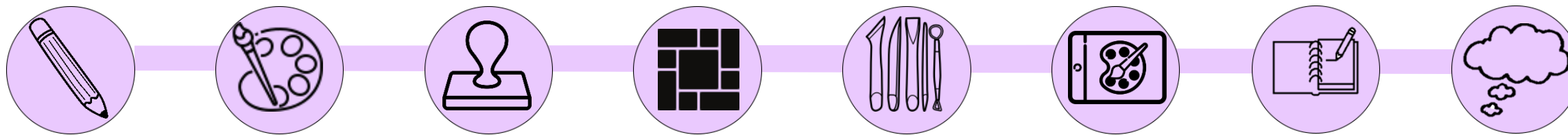
Year 1

Unit of work	Drawing	Sketchbooks	Printmaking	Painting	Collage	Making	Purpose/Visual Literacy/Articulation
Spirals	Understand drawing is a physical activity.	Introduce what a sketchbook is for. Understand it is owned by the pupil for experimentation and exploration.		N.A			Look at the work of artists who draw, sculptors, and painters, listening to the artists' intention behind the work and the context in which it was made. Understand we may all have different responses in terms of our thoughts and the things we make. That we may share similarities. Understand all responses are valid.
Exploring Watercolour	N.A		N.A	Understand watercolour is a media which uses water and pigment. Understand we can use a variety of brushes, holding them in a variety of ways to make watercolour marks.	N.A	N.A	
Making Birds	Understand there is a relationship between drawings on paper (2d) and making (3d). That we can transform 2d drawings into 3d objects	N.A			Understand collage is the art of using elements of paper to make images Understand we can create our own paper with which to collage	Understand that sculpture is the name sometimes given for artwork which exists in three dimensions Understand the meaning of "Design through Making"	



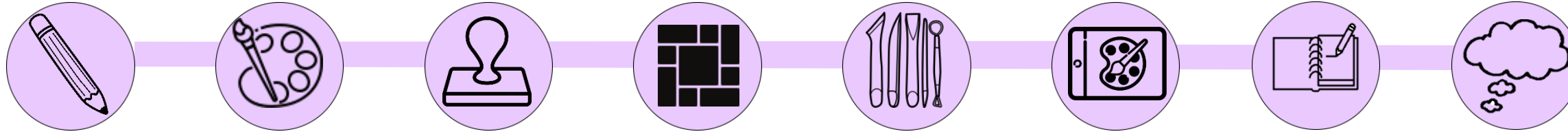
Year 2

Unit of work	Drawing	Sketchbooks	Printmaking	Painting	Collage	Making	Purpose/Visual Literacy/Articulation
Explore & Draw	<p>Understand that we can use different media (sometimes combined in one drawing) to capture the nature of things we find.</p> <p>Understand that we can hold our drawing tools in a variety of ways, experimenting with pressure, grip and speed to affect line.</p>	<p>Continue to build understanding that sketchbooks are places for personal experimentation.</p> <p>Understand that the way each persons' sketchbook looks is unique to them</p> <p>Make a new sketchbook (Elastic Band of Hole Punch) OR make Spaces and Places inside a bought sketchbook.</p>	N.A		<p>Understand that we can combine collage with other disciplines such as drawing, printmaking and making.</p>	N.A	<p>Understand artists take their inspiration from around them, collecting and transforming.</p> <p>Understand that in art we can experiment and discover things for ourselves.</p>
Exploring the World through Monoprint	N.A	<p>Continue to build understanding that sketchbooks are places for personal experimentation.</p> <p>Understand that the way each persons' sketchbook looks is unique to them</p>	<p>Understand mono prints or mono types are prints made by drawing through an inked surface, transferring the marks on to another sheet</p>	N.A	N.A		<p>Look at the work of a printmaker, an architect, and artists and learn to dissect their work to help build understanding.</p> <p>Understand how the artists experience feeds into their work.</p>
Be an Architect		<p>Continue to build understanding that sketchbooks are places for personal experimentation.</p> <p>Understand that the way each persons' sketchbook looks is unique to them</p>	N.A	<p>Understand the role of an architect.</p> <p>Understand when we make sculpture by adding materials it is called Construction.</p>			<p>Understand we may all have different responses in terms of our thoughts and the things we make. That we may share similarities. Understand all responses are valid.</p>



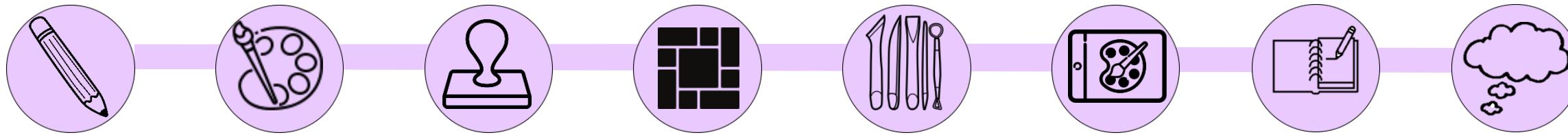
Year 3

Unit of work	Drawing	Sketchbooks	Printmaking	Painting	Collage	Making	Purpose/Visual Literacy/Articulation
Gestural Drawing with Charcoal	<p>Understand that charcoal is a drawing medium that lends itself to loose, gestural marks made on a larger scale.</p> <p>Understand charcoal and earth pigment were our first drawing tools as humans.</p> <p>Know that Chiaroscuro means "light/dark" and we can use the concept to explore tone in drawings.</p>	<p>Continue to build understanding that sketchbooks are places for personal experimentation.</p> <p>Understand that the way each persons' sketchbook looks is unique to them.</p> <p>Make a new sketchbook (Elastic Band of Hole Punch) OR make Spaces and Places inside a bought sketchbook.</p>	N.A	N.A	N.A	N.A	<p>To understand that visual artists look to other art forms for inspiration.</p> <p>Look at the work of an artist who uses gestural marks which convey movement, illustrators and makers who take inspiration from literature, painters who also use textiles and artists who animate their work.</p>
Cloth, Thread, Paint	N.A			<p>Understand that paint acts differently on different surfaces.</p> <p>Understand the concept of still life and landscape painting.</p>			<p>Understand artists often collaborate on projects, bringing different skills together.</p>
Telling Stories through Drawing & Making	<p>Understand that animators make drawings that move.</p>			<p>Understand that many makers use other artforms as inspiration, such as literature, film, drama or music.</p> <p>Understand that when we make sculpture by moulding with our fingers it is called modelling (an additive process).</p> <p>That clay and Modroc are soft materials which finally dry/set hard.</p> <p>An armature is an interior framework which support a sculpture.</p>			<p>Understand that we can create imagery using natural pigments and light</p>



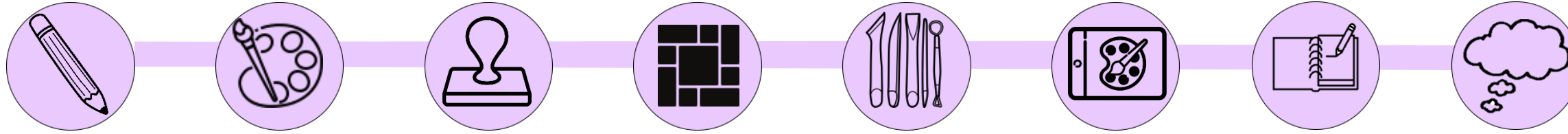
Year 4

Unit of work	Drawing	Sketchbooks	Printmaking	Painting	Collage	Making	Purpose/Visual Literacy/Articulation
Storytelling Through Drawing	Understand that artists and illustrators interpret narrative texts and create sequenced drawings.	Understand that artists use sketchbooks for different purposes and that each artist will find their own ways of working in a sketchbook	N.A	N.A	N.A	N.A	<p>Look at the work of illustrators and graphic artists, painters and sculptors. Understand the processes, intentions and outcomes of different artists, using visual notes in a sketchbook to help consolidate and own the learning.</p> <p>Understand artists often collaborate on projects, bringing different skills together.</p> <p>Deconstruct and discuss an original artwork, using the sketchbooks to make visual notes to nurture pupils own creative response to the work.</p>
Exploring Pattern	<p>Understand artists can work with pattern for different reasons: Understand Surface Pattern Designers work to briefs to create patterns for products: Artists work with pattern to create paintings or other works.</p> <p>Understand working with pattern uses lots of different concepts including repetition, sequencing, symmetry.</p> <p>Understand that patterns can be purely decorative or hold symbolic significance. They can be personal or cultural.</p>						
Festival Feasts	N.A						



Year 5

Unit of work	Drawing	Sketchbooks	Printmaking	Painting	Collage	Making	Purpose/Visual Literacy/Articulation
Typography & Maps	<p>Understand that designers create fonts and work with Typography.</p> <p>Understand that some artists use graphic skills to create pictorial maps, using symbols (personal and cultural) to map identity as well as geography.</p>					N.A	<p>Look at the work of designers, artists, animators, architects.</p> <p>Understand the processes, intentions an outcomes of different artists, using visual notes in a sketchbook to help consolidate and own the learning.</p>
Fashion Design	N.A	N.A	N.A	N.A	N.A	<p>Understand that architects and other artists have responsibilities towards society.</p> <p>Understand that artists can help shape the world for the better</p>	<p>Understand we may all have different responses in terms of our thoughts and the things we make. That we may share similarities. Understand all responses are valid.</p>
Architecture: Big of Small							



Year 6

Unit of work	Drawing	Sketchbooks	Printmaking	Painting	Collage	Making	Purpose/Visual Literacy/Articulation
2D to 3D	<p>Understand that there is often a close relationship between drawing and making. Understand that we can transform 2D drawings into 3d objects.</p> <p>Understand that graphic designers use typography and image to create packaging which we aspire to use.</p> <p>Understand that there are technical processes we can use to help us see, draw and scale up our work.</p>		N.A	<p>Understand that the fabrics used to make clothes have been designed by someone.</p> <p>That there is a relationship between 2d shape and pattern and 3d form and function.</p>			<p>Look at the work of designers, artists, art activists, installation artists, craftspeople and puppeteers.</p>
Activism		N.A	<p>Understand that artists sometimes use their skills, vision and creativity to speak on behalf of communities they represent, to try to change the world for the better.</p> <p>Understand that the nature of the object (artwork in gallery, graffiti on walls, zine) can be specific to the intention of the artist</p>		N.A	N.A	<p>Understand that artists use art to explore their own experience, and that as viewers we can use our visual literacy skills to learn more about both the artist and ourselves.</p>
Shadow Puppets	N.A		N.A	N.A		<p>Understand that artists reinvent. Understand that as artists, we can take the work of others and re-form it to suit us. That we can be inspired by the past and make things for the future</p>	<p>Understand we may all have different responses in terms of our thoughts and the things we make. That we may share similarities.</p> <p>Understand all responses are valid</p>