












Art

	Year 1	Year 2	Year 3	Year 4	Year 5	Year 6
<p><i>Autumn 1</i></p> <p>Drawing & Sketchbooks</p>	 <p>Spirals</p>	 <p>Explore & Draw</p>	 <p>Gestural Drawing with Charcoal</p>	 <p>Storytelling Through Drawing</p>	 <p>Typography & Maps</p>	 <p>2D Drawing to 3D Making</p>
<p><i>Spring</i></p> <p>Surface & Colour</p>	 <p>Exploring Watercolour</p>	 <p>Exploring the World Through Mono Print</p>	 <p>Cloth, Thread, Paint</p>	 <p>Exploring Pattern</p>	 <p>Fashion Design</p>	 <p>Activism</p>
<p><i>Summer</i></p> <p>Working in Three Dimensions</p>	 <p>Making Birds</p>	 <p>Be An Architect</p>	 <p>Telling Stories Through Drawing & Making</p>	 <p>Festival Feasts</p>	 <p>Architecture: Dream Big or Small?</p>	 <p>Shadow Puppets</p>

















Art

	Year 1	Year 2	Year 3	Year 4	Year 5	Year 6
<p><i>Autumn 1</i></p> <p>Drawing & Sketchbooks</p>	<p>Molly Haslund <i>Artist/ Sculptor</i></p>  <p>Ref: Kandinsky</p>	<p>Andy Goldsworthy <i>Sculptor</i></p>  <p>Ref: Laura Crane</p>	<p>Laura McKendry <i>Illustrator / Artist</i></p>  <p>Ref: Edgar Degas</p>	<p>Laura Carlin <i>Illustrator</i></p>  <p>Ref: Shaun Tan</p>	<p>Paula Scher <i>Graphic Designer</i></p>  <p>Ref: Marauder's Map</p>	<p>Claire Harrun <i>Illustrator/Printmaker</i></p>  <p>Ref: Lubaina Himid</p>
<p><i>Spring</i></p> <p>Surface & Colour</p>	<p>Paul Klee <i>Painter</i></p>  <p>Ref: Emma Burleigh</p>	<p>Xgaoc'o X'are <i>Printmaker</i></p>  <p>Ref: Leonardo Di Vinci</p>	<p>Alice Kettle <i>Textile/Fabric Artist</i></p>  <p>Ref: Hannah Rae</p>	<p>Shaheen Ahmed <i>Kirigami Artist</i></p>  <p>Ref: Rachel Parker</p>	<p>Alice For <i>Fashion Designer</i></p>  <p>Ref: Tatyana Antoun</p>	<p>Shepard Fairey <i>Street Artist</i></p>  <p>Ref: Luba Lukova</p>
<p><i>Summer</i></p> <p>Working in Three Dimensions</p>	<p>Hoang Tien Duyet <i>Origami Artist</i></p>  <p>Ref: Andre Butler</p>	<p>Hundertwasser <i>Architect</i></p>  <p>Ref: Zaha Hadid</p>	<p>Inbal Leitner <i>Illustrator</i></p>  <p>Ref: Quentin Blake</p>	<p>Claes Oldenburg <i>Sculptor</i></p>  <p>Ref: Roman Briggs Smith</p>	<p>Shoreditch Sketcher <i>Artist</i></p>  <p>Ref: Various architects</p>	<p>Lotte Reiniger <i>Animator</i></p>  <p>Ref: Wayang shadow puppets</p>









Art







	Year 1	Year 2	Year 3	Year 4	Year 5	Year 6
<p><i>Autumn 1</i></p> <p>Drawing & Sketchbooks</p>	<p><i>Observational Shell Drawings</i></p>  <p>Spirals</p>	<p><i>Wax Resist Autumn leaves</i></p>  <p>Explore & Draw</p>	<p><i>Charcoal Cave</i></p>  <p>Gestural Drawing with Charcoal</p>	<p><i>Illustrating the Jabberwocky</i></p>  <p>Storytelling Through Drawing</p>	<p><i>Creating a Visual Map</i></p>  <p>Typography & Maps</p>	<p><i>Graphic Design</i></p>  <p>2D Drawing to 3D Making</p>
<p><i>Spring</i></p> <p>Surface & Colour</p>	<p><i>Mark making with watercolour</i></p>  <p>Exploring Watercolour</p>	<p><i>Mono Printing Session with Change, Grow, Live</i></p>  <p>Exploring the World Through Mono Print</p>	<p><i>Volcano Adaption</i></p>  <p>Cloth, Thread, Paint</p>	<p><i>Make a repeated pattern</i></p>  <p>Exploring Pattern</p>	<p><i>Making 2D and 3D Fashion Designs</i></p>  <p>Fashion Design</p>	<p><i>Make a Poster</i></p>  <p>Activism</p>
<p><i>Summer</i></p> <p>Working in Three Dimensions</p>	<p><i>Bird sculptures</i></p>  <p>Making Birds</p>	<p><i>Architectural Inventions</i></p>  <p>Be An Architect</p>	<p><i>Modroc or Clay characters</i></p>  <p>Telling Stories Through Drawing & Making</p>	<p><i>Feast from Modroc</i></p>  <p>Festival Feasts</p>	<p><i>Making Architectural Models</i></p>  <p>Architecture: Dream Big or Small?</p>	<p><i>Make a Shadow Puppet</i></p>  <p>Shadow Puppets</p>



FS Art Overview

	Autumn 1	Autumn 2	Spring 1	Spring 2	Summer 1	Summer 2
Nursery	<p>HOW CAN WE EXPLORE 3D MATERIALS?</p> 	<p>HOW CAN WE EXPLORE COLOUR?</p> 	<p>HOW CAN WE BUILD WORLDS?</p> 	<p>WHAT CAN WE SEE?</p> 	<p>HOW CAN WE EXPLORE MATERIALS & MARKS?</p> 	<p>HOW CAN WE USE OUR BODIES TO MAKE ART?</p> 
Objectives covered	<ul style="list-style-type: none"> Explore different materials freely, to develop their ideas about how to use them and what to make. Develop their own ideas and then decide which materials to use to express them. Join different materials and explore different textures 	<ul style="list-style-type: none"> Explore different materials freely, to develop their ideas about how to use them and what to make. Use drawing to represent ideas like movement or loud noises. Create closed shapes with continuous lines, and begin to use these shapes to represent objects Explore colour and colour-mixing 	<ul style="list-style-type: none"> Make imaginative and complex 'small worlds' with blocks and construction kits, such as a city with different buildings and a park Explore different materials freely, to develop their ideas about how to use them and what to make Develop their own ideas and then decide which materials to use to express them. Join different materials and explore different textures 	<ul style="list-style-type: none"> Explore different materials freely, to develop their ideas about how to use them and what to make Develop their own ideas and then decide which materials to use to express them Create closed shapes with continuous lines, and begin to use these shapes to represent objects. Explore colour and colour-mixing 	<ul style="list-style-type: none"> Explore different materials freely, to develop their ideas about how to use them and what to make. Develop their own ideas and then decide which materials to use to express them. Join different materials and explore different textures. Create closed shapes with continuous lines, and begin to use these shapes to represent objects. Explore colour and colour mixing 	<ul style="list-style-type: none"> Take part in simple pretend play, using an object to represent something else even though they are not similar. Explore different materials freely, to develop their ideas about how to use them and what to make. Create closed shapes with continuous lines, and begin to use these shapes to represent objects Use drawing to represent ideas like movement or loud noises Show different emotions in their drawings and paintings, like happiness, sadness, fear etc

FS Art Overview

	Autumn 1	Autumn 2	Spring 1	Spring 2	Summer 1	Summer 2
Reception	WHAT CAN WE SEE? 	HOW CAN WE EXPLORE COLOUR? 	HOW CAN WE USE OUR BODIES TO MAKE ART? 	HOW CAN WE EXPLORE MATERIALS & MARKS? 	HOW CAN WE EXPLORE 3D MATERIALS? 	HOW CAN WE USE OUR IMAGINATIONS? 
Objectives covered	<ul style="list-style-type: none"> Explore, use and refine a variety of artistic effects to express their ideas and feelings. Return to and build on their previous learning, refining ideas and developing their ability to represent them. Create collaboratively, sharing ideas, resources and skills 					