



Due to the long queues and shortages in certain sizes of uniform during Covid-19 lockdown last year, Uniform direct have recommended ordering your child's clothing **EARLY**.

## Ordering Online

Purchase **EARLY BEFORE 31<sup>st</sup> July** for online orders.

Purchase your uniform in plenty of time, May and June is the best time. This will give you time to return and reorder online if you need to.

Postage is free for orders over £25 and returns are by a printable returns label emailed to you on request.

**Order more than one size if you wish, and return the incorrect size.**

For help and support email:

[customerservices@uniform-direct.com](mailto:customerservices@uniform-direct.com)

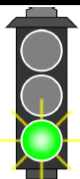
### MEASURE YOUR CHILD

**Be prepared** and measure your child using the guide on the back of this letter to help you and make a list of all the items you require and the sizes you need.

The sizes of our garments are given in **inches**.




### THE BEST TIME TO BUY and when to avoid



#### **MARCH, APRIL, MAY, JUNE** The best time to buy

We strongly recommend that you buy your school uniform early and in advance of the school summer holidays. Buy with room for growth in mind (don't worry we can exchange sizes for you up to when school starts in September—T's & C's apply).

**Queues are minimal and Stock Availability—excellent**



#### **JULY** - before the school holidays start and before 31st July.

July is a busier month however we recommend that you purchase school uniform before the school holidays start. Buy with room for growth in mind (don't worry we can exchange sizes for you up to when school starts in September—T's & C's apply).

**Queues are slightly longer and Stock Availability—very good**



#### **AUGUST AND BEGINNING OF SEPTEMBER** - please do not leave it too late. **DO NOT RISK** uniform selling out.

August & September are extremely busy months especially leading up to the start of the new school year. Sizes can sell out very fast so do not risk not being able to get your uniform in time. **PLEASE AVOID** shopping in the last 2 weeks of the school holidays—queues will be long.

**Queues are in excess of 3 hours and Stock Availability—is limited.** Back orders placed after 7th August are not guaranteed to arrive for the start of the new school term.

## Ordering Instore

Purchase **EARLY BEFORE 7<sup>th</sup> August** for instore orders.

Buying early instore will allow you time to exchange incorrect sizes and place any special orders well before start of term.

**Before visiting the store — BE PREPARED!**

Make a list of the items you wish to purchase and the size and quantity you need. As touching or trying on is not permitted, please shop alone where possible to limit the number of people instore.

**Please visit the Uniform Direct website for all the Covid-19 and Social Distancing Guidelines.**

[www.uniform-direct.com](http://www.uniform-direct.com)

**Do not risk leaving it too late!**

Uniform Direct cannot guarantee orders placed after **31<sup>st</sup> July online** or **7<sup>th</sup> August instore** will get to you in time for start of school. There will be extensive queues instore after 10<sup>th</sup> August.

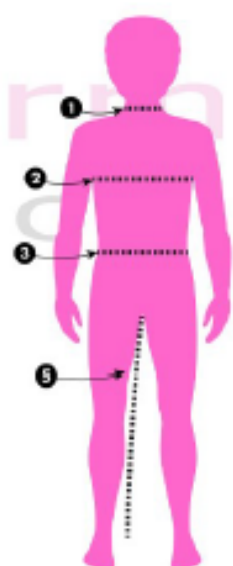
**BE SMART, BE PREPARED AND SHOP EARLY**

**School uniform can also be purchased from supermarkets and other clothing shops. Please refer to the school uniform requirements on the Welholme Academy website.**

[www.welholmeacademy.com](http://www.welholmeacademy.com)

# BE PREPARED—measure your child

- Before visiting the store or ordering online—measure your child with a tape measure. Accurate measuring will reduce the likelihood for the need to return items due to incorrect sizing. Please follow the guide below.



## 1 COLLAR

Measure around the base of the neck, where the collar sits

## 2 CHEST

Place the tape close under the arms. Measure the chest at the fullest part

## 3 WAIST

Measure around the natural waistline

## 4 HIPS

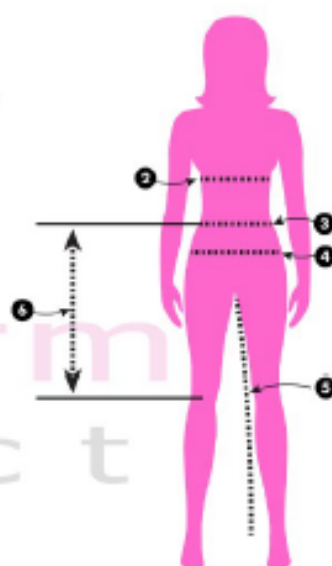
Measure around the bottom, at the fullest part

## 5 INSIDE LEG

Measure from the crotch to the hem of the trousers

## 6 SKIRT LENGTH

For skirt length measure from waist to knee



WWW.UNIFORM-DIRECT.COM

Our garment sizes reflect the size of the body the garment will fit in **inches**.

For example, if the chest measures 32 inches, then the blazer 32 will fit. However if you require a more roomier fit, select larger than size 32.

**#top tip—chest/waist/hips—**measure all the way round the body at the measuring points highlighted above.

**#top tip—collar—**measure all the way round the base of the neck at the measuring point above, leaving a 2 finger gap between the tape and skin, for comfort.

### NOTE YOUR CHILDS MEASUREMENTS BELOW

	INCHES
1. COLLAR (only needed for boys shirts)	
2. CHEST	
3. WAIST	
4. HIPS	
5. INSIDE LEG	
6. SKIRT LENGTH	