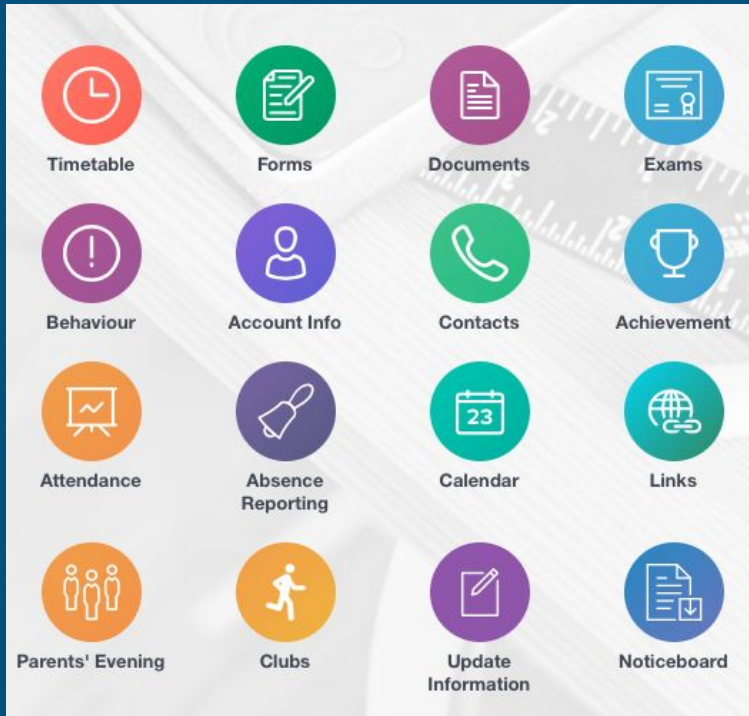




EduLink - School App

EduLink allows you to access information about your child or children with a single login. It also allows the School to communicate messages to you directly about your child.

Features



- ★ Messaging - Email, SMS & Push notifications
 - ★ Attendance
 - ★ Timetables
 - ★ Reports
 - ★ Emergency Contact Details - Update Information
 - ★ Clubs
 - ★ Exams Timetable
 - ★ Achievement and Behaviour
 - ★ Calendar
 - ★ Noticeboard
 - ★ Contact Information
 - ★ Parents Evening
-

Download EduLink

Apple



Requires ios 8.0 or later.

Compatible with iPhone, iPad and iPod touch.

Android



Requires Android 4.4 and up.

Compatible with iPhone, iPad and iPod touch.



Log in

A screenshot of the EduLink login interface. The background is a light blue with faint icons of a lightbulb, a pencil, and a book. The login form is a dark blue rectangle with white text and input fields. It contains the following elements: a 'SCHOOL ID' label with 'Werneth' entered; a 'USERNAME' label with an empty input field; a 'PASSWORD' label with an empty input field; a 'REMEMBER ME?' checkbox which is currently unchecked; and a rounded 'LOG IN' button at the bottom.

Both the app and the web browser will display this log-in screen.

The School ID is

‘Werneth’.

Parents will receive their login details via email. If we do not have your email address a letter with your **username** will be sent home. A **password** will be followed shortly afterwards. Both a username and password are required to log into EduLink.

Parents with Parental Responsibility will be provided with a log - in for EduLink as the software provides access and editing functionality to a child’s personal data.

Changing your password

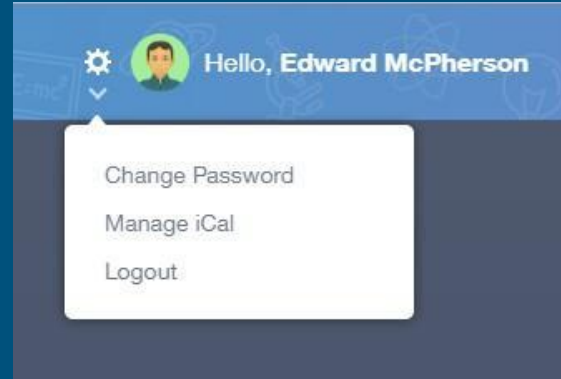
Parents are advised to change their initial password at first log-in.

Setting a Strong Password

The Information Commissioner's Office (ICO) confirms that a strong password will:

1. be long (at least 8 characters);
2. include a range of characters, such as:
 - Uppercase and lowercase letters
 - Numbers
 - Punctuation marks
 - Other symbols
3. not contain dictionary words, where possible;
4. not include simple substitutions of characters, e.g. "p4\$\$w0rd"; and
5. not include patterns derived from the keyboard layout, e.g. "qwerty".

Werneth advises all parents to use strong passwords to protect the confidential personal information contained within EduLink. Parents should also avoid using obvious choices of passwords, such as the name of your child or pet, as someone could find such information elsewhere.



Do Not Share Passwords

Never disclose your password to another individual, whether this be a family member or other individual, for any reason. If you think that someone else knows your password, change it immediately.

Parents can change their password in the web browser and in the app by clicking on the settings cog alongside their name and selecting 'Change Password'. The old password should be entered and a new password entered twice before clicking the 'Update' button.

Update your own details

You are responsible for updating your childs;

- ★ Contact details
- ★ Emergency contact details
- ★ Medical information
- ★ Consent

The icon below is what you will see on EduLink to update your details..


A screenshot of the EduLink user interface. At the top, an orange header bar contains a gear icon, a profile picture, the text "Hello, Parent Name", and "DATA COLLECTION". Below the header is a dark grey sidebar with a circular menu of colored dots (blue, red, purple, orange, teal) and a white left-pointing arrow. The main content area features a white modal form titled "Basic" with a close button (X) in the top right. The form has three sections: "Parent Name" (highlighted in blue), "Child 1" (highlighted in purple), and "Child 2" (highlighted in purple). The "Basic" section includes fields for "Title" (a dropdown menu), "Preferred forename" (a text input), and "Preferred surname" (a text input). Below these is a "Contact Details" section with a small disclaimer: "General Data Protection Regulation (GDPR): The school has a duty to protect this information and to keep it up to date. The school may be required to share some of the data with the Local Authority and with the DfE." A green "SAVE" button is located at the bottom right of the form. At the bottom of the page, there is a red envelope icon and the text "MESSAGE 0 new message".

Parental consent

You will find the parental consent under
UPDATE INFORMATION.

We require consent for;

- ★ Photographs
- ★ Internet Access
- ★ Sex Education
- ★ Data Exchange
- ★ Copyright Permission

UPDATE INFORMATION 

English

First language

English

Travel

Travel mode

-

Route

-

Parental Consent

Parental consents

-

Check All
 Uncheck All

Copyright Permission

Data Exchange

Internet Access

General Data Protection Regulation 2018: The school has a duty to protect this information and to keep it up to date. The school maybe required to share some of the data with the Local Authority and with the DfE.

SAVE

More Information

If you need more information or help, please email

edulink@wernethschool.com