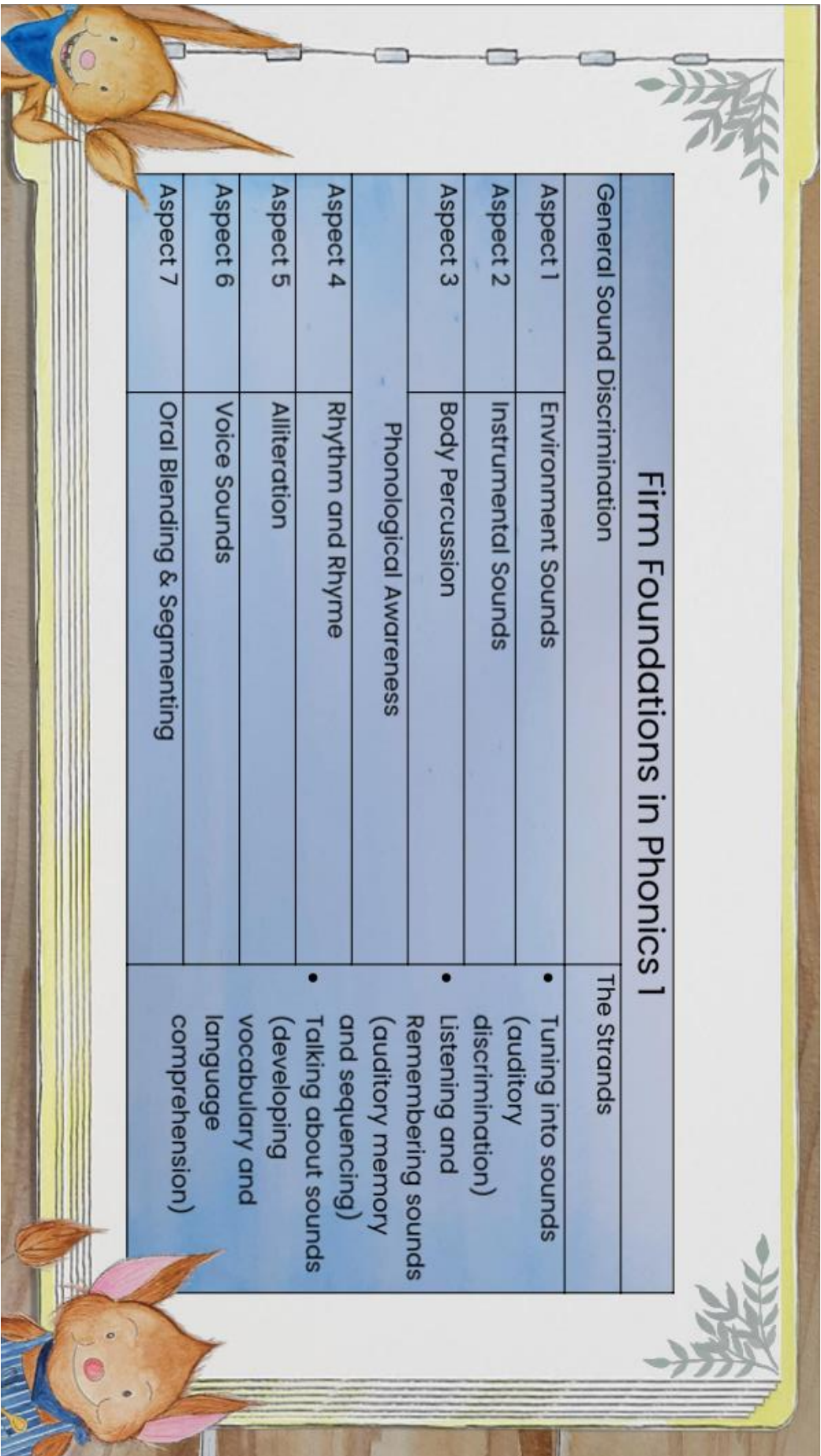


Phonics Yearly Overview 2024-25



EYFS			KS1					
Nursery	Reception		Year 1					Year 2
Phase 1								
Phase 1	Phase 2	Phase 3/4	Phase 4	Phase 5c	Phase 5b	Statuary Spelling Appendices		
Mastery of Phonological Awareness (Rhyme and Rhyme, Alliteration and Oral Blending and Segmenting)	Mastery Phase 2 and Phase 3 - at least one spelling for the 44 sounds of the English Language CVC ONLY And then Phase 4		Mastery of Phase 4 – an introduction to adjacent consonants Mastery Phase 5 c – an introduction to “choose to use spellings” Mastery Phase 5 b - an introduction to “switch it sound spellings”	Mastery of the Year 1 and Year 2 statutory spelling appendices				



Pre-Reception Phonics Yearly Overview
Spring and Summer Term



Firm Foundations in Phonics 1		The Strands
General Sound Discrimination		
Aspect 1	Environment Sounds	<ul style="list-style-type: none">• Tuning into sounds (auditory discrimination)• Listening and Remembering sounds (auditory memory and sequencing)• Talking about sounds (developing vocabulary and language comprehension)
Aspect 2	Instrumental Sounds	
Aspect 3	Body Percussion	
Phonological Awareness		
Aspect 4	Rhythm and Rhyme	
Aspect 5	Alliteration	
Aspect 6	Voice Sounds	
Aspect 7	Oral Blending & Segmenting	

Pre-Reception - Spring Term - Firm Foundations

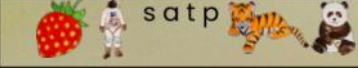
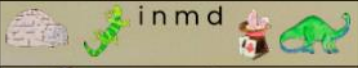
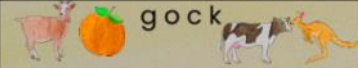
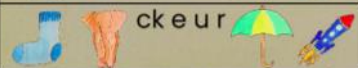
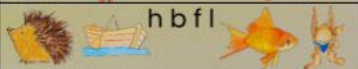
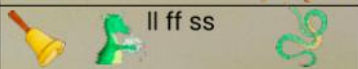
	Aspect	Week	Title	Resources	Story Books
	Aspect 1 Environmental sounds	Spring wk1	Listening Len has a box	box, noisy items (keys, crisp packet etc)	 Story Books
Spring Wk1		Describe it and find it	Farmyard animals, zoo animals, vehicles, musical instruments		
Spring Wk2		Len lost in the jungle	teddy, classroom area		
Spring Wk2		Socks and shakers	plastic bottles or socks filled with noisy materials		
Spring wk3		Enlivening stories	puppets from nursery rhymes, dressing up objects		
	Aspect 2 Instrumental sounds	Spring wk3	New words to old songs	song cards for children to choose from	 Story Books
Spring wk4		Which instrument?	2 identical sets of instruments, cards of different instruments, feely bags or screens		
Spring wk4		Adjust the volume	instruments, lion puppet, mouse puppet, megaphone, fingers on lips picture.		
Spring wk5		Len's footsteps	instruments, outside area or hall space,		
Spring wk5		Matching sound makers	2 identical sets of instruments, cards of different instruments, feely bags or screens		
Spring wk6		Story sounds	As above		
Spring wk6		Animal sounds	instruments, animals from small world		

	Aspect 3 Body Percussion	Spring wk7	Follow the sound	Just their bodies	
		Spring wk7	The Pied Piper	Variety of instruments	
	Aspect 4 Rhythm and Rhyme	Spring wk8	Learning songs and rhymes	picture cards of different songs and rhymes	
		Spring wk8	Listen to the beat	percussion instruments	
		Spring wk9	Our favourite rhymes	puppets and objects from rhymes and songs	
		Spring wk9	Rhyming soup	bowl, spoon, chef's hat, apron, rhyming objects or picture cards	
		Spring wk 10	Rex's rhyming bingo	groups of rhyming objects or picture cards, feely bag or box	
		Spring wk10	Finish the rhyme	Books with predictable rhymes	
		Spring wk 10	Rhyming puppets	puppets the children are familiar with	
		Spring wk11	Odd one out	variety of rhyming objects or picture cards, some objects which do not rhyme, feely bag	
		Spring wk11	Len knows a word	None needed	

Aspect 7 Oral Blending and Segmenting	Summer wk6	New words to old songs	Objects which can be orally blended and segmented VC and CVC words, Lightsabers, water guns, pirate swords, wands
	Summer wk6	Toy talk	soft toy, picture cards or objects
	Summer wk7	Which one?	objects with 3 sounds, talking toy puppet or toy,
	Summer wk7	Say the sounds	soft toy, picture cards or objects
	Summer wk8	Sound talk	soft toy, picture cards or objects
	Summer wk8	Cross the river	objects with 2 or 3 sounds, river using blue paper or material, use chalk outside, soft toy talk puppet
	Summer wk9	I spy	soft toy, picture cards or objects



Reception - The Basics 2

Securing The Basics 2		Tricky Words
CVC		
Group 1	 s a t p	N/A
Group 2	 i n m d	l is
Group 3	 g o c k	the to
Group 4	 c k e u r	go no
Group 5	 h b f l	has his as
Group 6	 ll ff ss	of into

SUPERSONIC Phonic Friends

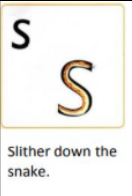







s a t p i n m d
 g o c k ck e u r
 h b f l ll ff ss

Reception - Autumn Term - The Basics 2

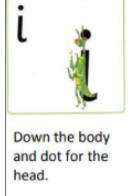





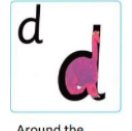

1 x reading session per sound

1 x writing session per sound









=4 x sessions per week

Wk	Group	Tricky Words	Sound	Handwriting	Associated picture, saying + action		
	Group 1 s, a	n/a	s	 <p>Slither down the snake.</p>		s s s squishy strawberry	sss holding strawberry in between thumb and forefinger squishing a strawberry
			a	 <p>Around the apple and down the leaf.</p>		a a a amazing apple	aaa holding apple as if going to bite it
4	Group 1 t, p		t	 <p>Down the tower, across the tower.</p>		t t t terrific tiger	ttt right left right both hands pretending to growl like a tiger
			p	 <p>Down the pirates plait and around his face.</p>		p p p perfect panda	ppp high 5 hands right, left, right then both hands








Parents - Basics 2 Group 1 Newsletter

5	Group 2 i, n	I, is	i	 <p>Down the body and dot for the head.</p>		i i i in the igloo	iii the middle - both hands point to middle
			n	 <p>Down Nobby and over his net.</p>		n n n naughty nose	nnn tap your nose
6	Group 2 m, d		m	 <p>Down Maisie, mountain, mountain.</p>		m m m marvellous mouse	mmm hands like a mouse creeping up arm
			d	 <p>Around the dinosaurs bottom, up his tall neck & down to his toes.</p>		d d d dangerous digger	ddd pretend to be driving a digger









Parents - Basics 2 Group 2 Newsletter + Tricky Words

7	Group 3 g, o	the, to	g	 <p>Around the girls face, down her hair and give her a curl.</p>		g g g groovy glasses	ggg hold onto glasses
			o	 <p>All around the orange.</p>		o o o orange orange	ooo draw na o
			c	 <p>Curl around the caterpillar.</p>		c c c crazy cake	ccc crazy fingers hold the cake
8	Group 3 c, k		k	 <p>Down the kangaroo's body tail and leg.</p>		k k k kind king	kkk put a crown in head







Parents - Basics 2 Group 3 Newsletter + Tricky Words

9	Group 4 ck, e	go, no	ck			ck ck ck pick a sock	ck ck ck pretend to pick a sock
			e	 <p>Lift off the top and scoop out the egg.</p>		e e e excellent egg	eee crack an egg
10	Group 4 u, r		u	 <p>Down and under, up to the top and draw the puddle.</p>		u u u under the umbrella	uuu hold umbrella up
			r	 <p>Down the robots back and curl over his arm.</p>		r r r rapid rocket	rrr two hands whoosh up

Parents - Basics 2 Group 4 Newsletter + Tricky Words




























11	Group 5 h, b	has, his, as	h	 <p>Down the head, to his hooves and over his back.</p>		h h h happy hedgehog	hhh draw smiley face
			b	 <p>Down the laces to the heel and around the toe.</p>		b b b bouncy bed	bbb two fingers on hand bouncing up and down
12	Group 5 f, l		f	 <p>Down the stem and draw the leaves.</p>		f f f frog	fff wiggly fingers near face
			l	 <p>Down the long leg.</p>		l l l long log)	lll pinch fingers stretch out

Parents - Basics 2 Group 5 Newsletter + Tricky Words

13	Group 6 ll, ff	of, into	ff	 <p>Down the stem and draw the leaves.</p>		ff ff ff huff and puff	ff ff ff huff and puff
			ll	 <p>Down the long leg.</p>		ll ll ll call the bell	ll ll ll ring the bell with hand
14	Group 6 ss		ss	 <p>Slither down the snake.</p>		ss ss ss a fuss and a mess	ss ss ss push mess around floor

Parents - Basics 2 Group 6 Newsletter + Tricky Words

Reception - The Basics 3

Securing The Basics 3					Tricky Words
CVC					
Group 1	 	j v w x	 		her was you
Group 2	 	y z zz qu	 		he she we me be
Group 3	 	ch sh th ng	 		they my by
Group 4	 	ai ee igh oa	 		are all
Group 5	 	oo oo ar or	 		some come
Group 6	 	ur ow oi er	 		so do
Group 7	 	ure ear air			little out

SUPERSONIC

Phonic Friends












j	v	w	x	y	z	zz	qu	ch
sh	th	ng	ai	ee	igh	oa	oo	oo
ar	or	ur	ow	oi	er	ure	ear	air



Reception - Spring Term - The Basics 3

1 x reading session per sound

1 x writing session per sound

Wk	Group	Tricky Words	Sound	Handwriting	Associated picture, saying + action		
2	Group 1 j, v	her was you	j	 Down his body, curl, dot for his head.		j j j juicy jam	j j j spread jam on toast
			v	 Down a wing, up a wing.		v v v vanishing van	v v v two hands driving with large steering wheel
3	Group 1 w, x		w	 Down, up, down, up.		w w w wonderful web	www spider climbing on top of head
			x	 Down the arm and leg, repeat the other side.		x x x mix up six	xxx mix with hand and then show six

Parents - Basics 3 Group 1 Newsletter + Tricky Words

4	Group 2 y, z	he she we me be	y	 Down a horn, up a horn and under head.		y y y yell, yes yes	yyy hands to mouth, nodding and shouting yes
			z	 Zig-zag-zig.		z z z zig and zag	Zzz zap with a wand in a zig zag action
5	Group 2 zz, qu		zz			zz zz zz fuzzy buzz	zz zz zz finger and thumb together buzzing in the sky
			qu			qu qu qu quack quack	qu qu qu hand open and shut like a quacking duck

Parents - Basics 3 Group 2 Newsletter + Tricky Words





6	Group 3 ch, sh	they my by	ch			ch ch ch cheeky chick	ch ch ch bent arms opening and shutting like wings flapping
---	-------------------	------------------	----	--	---	-----------------------	---

			sh			sh,sh sh shell on a ship	sh sh sh making wave actions for ship floating on the sea
7	Group 3 th, ng		th			th th th a moth in a bath	th th th make a moth action with hands and thumbs
			ng			ng ng ng sing with a king	ng ng ng crown action on head and say 'sing a song'

Parents - Basics 3 Group 3 Newsletter + Tricky Words

8	Group 4 ai, ee	are, all	ai			ai ai ai train in the rain	ai ai ai fingers making rain coming down
			ee			ee ee ee eat the sweet	ee ee ee opening sweet wrapper and put in mouth
9	Group 4 igh, oa		igh			igh igh igh light at night	igh igh igh light bulb moment nead head - open hands near top of head
			oa			oa oa oa toad on a boat	oa oa oa rowing boat action





Parents - Basics 3 Group 4 Newsletter + Tricky Words

10	Group 5 oo, oo	some, come	oo			oo oo oo poo on the moon	oo oo oo waft nose with hand a say sound
			oo (u)			oo oo oo a cook book	Oo oo oo hold hands out like opening a book
11 + 12	Group 5 ar, or		ar			ar ar ar go far in a car	small steering wheel driving car
			or			or or or corn corn corn	or or or pretend to eat corn

Parents - Basics 3 Group 5 Newsletter + Tricky Words

Reception - Summer Term - The Basics 3

1 x reading session per sound 1 x writing session per sound =4 x sessions per week

Wk	Group	Tricky Words	Sound	Handwriting	Associated picture, saying + action		
2	Group 6 ur, ow	so, do	ur			ur ur ur slurp and burp	ur ur ur hand to mouth like burping
			ow			ow ow ow a cow in town	ow ow ow hands making cow ears on head
			oi			oi oi oi a coin in the toilet	oi oi oi hand turning water in the toilet going down
3	Group 6 oi						
4	Group 6 er	little out	er			er er er answer a letter	er er er writing a letter on palm of hand

Parents - Basics 3 Group 6 Newsletter + Tricky Words

4	Group 7 ure ear air	little out	ure			ure ure ure a sure cure	ure ure ure injection into the arm
			ear			ear ear ear Len's ears can hear	ear ear ear Len's listening ears
			air			air air air hair on the chair	air air air pointing to hair
5							

Parents - Basics 3 Group 7 Newsletter + Tricky Words

Reception - The Basics 4

Securing The Basics 4 Adjacent Consonants		Tricky Words
Group 1	 <p>CVCC</p>	were what like have
Group 2	 <p>CVCC & Polysyllabic</p>	there here said one
Group 3	 <p>CCVC</p>	house when our your
Group 4	 <p>CCVC & Polysyllabic</p>	love school
Group 5	 <p>CCVCC CCCVCC & Polysyllabic</p>	then them that this

Summer Term - Reception - The Basics 4

Wk	Sound	Tricky Words	Read, Write and Build (Hearing 4 sounds in a word)			
7	Group 1 CVCC Adjacent consonants	were what like have	Day 1	Read + build	Hand, tent, dent, camp, damp, sand	
				Write + build		
			Day 2	Read + build		Pink, wind, lamp, pond, lamp, sink
				Write + build		
8	Group 1 CVCC Adjacent consonants		Day 3	Read + build	Milk, tilt, belt, golf, bulb, melt	
				Write + build		
			Day 4	Build, read + write		Jump, bank, tank, limp, bump, pump
			Day 5	Build, read + write		
Parents - Basics 4 Group 1 Newsletter + Tricky Words						
9	Group 2 CVCC The basics spellings	there here said one	Day 1	Read + build	Champ, Chimp, Thump, Thank, chunk, think	
				Write + build		
			Day 2	Build, read + write		Chest, toast, roast, boost, theft, shift
Day 3	Build, read + write	Tenth, sixth, punch, bench, burnt, joint, paint				
10	Group 2 CVCC Polysyllabic		Day 4	Read + build	Children, helpdesk, sandpit, windmill pondweed, desktop, handstand, giftbox, sandwich	
				Write + build		
			Day 5	Read + build		Melting, seventh, shampoo, shelter, lunchbox, chimpanzee, thundering, portrait
				Write + build		

Parents - Basics 4 Group 2 Newsletter + Tricky Words

Year 1 -The Basics 4

Securing The Basics 4 Adjacent Consonants		Tricky Words
Group 1	 <p>CVCC</p>	were what like have
Group 2	 <p>CVCC & Polysyllabic</p>	there here said one
Group 3	 <p>CCVC</p>	house when our your
Group 4	 <p>CCVC & Polysyllabic</p>	love school
Group 5	 <p>CCVCC CCCVCC & Polysyllabic</p>	then them that this

Year 1 - Autumn Term -The Basics 4

Wk	Sound	Tricky Words	Read, Write and Build	
2	Group 1 CVCC Adjacent consonants	were what like have	Day 1	Tent, dent, camp, damp, sand, hand
			Day 2	Wind, lamp, pond, lamp, sink, pink
			Day 3	Tilt, belt, milk, golf, bulb, melt
			Day 4	Bank, tank, jump, limp, bump, pump
Parents - Basics 4 Group 1 Newsletter + Tricky Words				
3	Group 2 CVCC The Basics 3 spellings	there here said one	Day 2	Chest, toast, roast, boost, theft, shift
			Day 3	Tenth, sixth, punch, bench, burnt, joint, paint
	Group 2 CVCC Polysyllabic		Day 4	Children, helpdesk, sandpit, windmill pondweed, desktop, handstand, giftbox, sandwich
			Day 5	Melting, seventh, shampoo, shelter, lunchbox, chimpanzee, thundering, portrait
Parents - Basics 4 Group 2 Newsletter + Tricky Words				
4	Group 3 CCVC The Basics 3 spellings	house when our your	Day 1	Spoil, spoon, sport, spark, speech, spear
			Day 3	Clown, creep, steep, float, flair, bleed
			Day 4	Thrush, brown, bring, swing, droop, thrill
	Group 3 CCVC		Day 5	Treetop, starlight, floating, growling
Parents - Basics 4 Group 3 Newsletter + Tricky Words				
5	Group 4 CCVC The Basics 3 spellings	love school	Day 1	Spoil, spoon, sport, spark, speech, spear
			Day 2	Smell, smart, start, stair, star, scoop
			Day 3	Clown, creep, steep, float, flair, bleed
	Group 4 CCVC Polysyllabic		Day 4	Thrush, brown, bring, swing, droop, thrill
Parents - Basics 4 Group 4 Newsletter + Tricky Words				

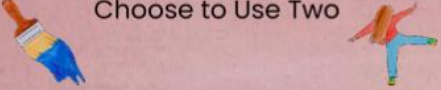


6	Group 5 CCVCC	then them that this	Day 1	Stand, slept, skunk, stunt, spend, slant, slept, stamp
			Day 3	Plump, plank, plant, grunt, grasp, twist
	Group 5 CCVCC		Day 4	Crunch, drench, grinch, shrink, spring, strap, strung
	The Basics 3 spellings		Day 5	Driftwood, crunching, printer
	Group 5 CCVCC			
	Polysyllabic			
	The Basics 3 spellings			




Parents - Basics 4 Group 5 Newsletter + Tricky Words

7	Group 1- 5	Basics 4 Recap tricky words	Day 1	Recap CVCC
			Day 2	Recap CVCC with digraphs
			Day 3	Recap CCVC
			Day 4	Recap CCVC with digraphs
8	Group 1-5	Basics 4 Recap tricky words	Day 1	Recap CCVCC
			Day 2	Recap CCCVCC
			Day 3	Recap polysyllabic
			Day 4	Parents - Basics 5 Group 3 Newsletter + Tricky Words






Year 1 - The Higher Level 5

Choose to Use Sounds






The Higher Levels		Tricky Words
Choose to Use Spellings		
Group 1 Choose to Use Two 	ai and ay ee and ea igh and ie oa and oe oo and ue	their people Mr Mrs
Group 2 Choose to Use - Split digraph 	ai ay and a_e ee ea and e_e igh ie and i_e oa oe and o_e oo and ue and u_e	Oh these friends asked
Group 3 Choose to Use Two 	oi and oy ur and ir ow and ou or and aw w and wh	where today once

The Higher Levels		Tricky Words
Choose to Use Spellings		
Group 4 Choose to Use Two & Three 	air and are n and kn r and wr f and ff and ph or aw and au	could should would called
Group 5 Choose to Use Three and Four 	n kn and gn or aw au and ore ee ea e_e and ey ee ea e_e ey and y oo ue u_e and ew	looked son says want
Group 6 Choose to Use 	air, are and ear ur, ir and or ch and tch j and dge ur, ir, or and er	after half only with






Year 1 - Autumn - The Higher Levels 5
Choose To Use Sounds

Wk	Sound	Tricky Words	Associated picture + saying (sounds the same looks different)			
9 + 10	Group 1 Choose to use two	their people Mr Mrs	ai/ay brain play	Read + build		ay ay ay clay on the tray
				Write + build		
			ee/ea sweet leaf	Read + build		ea ea ea dream of cream
				Write + build		
			igh/ie fight tie	Read + build		ie ie ie fly on the pie
				Write + build		
			oa/oe soap toe	Read + build		oe oe oe Joe's toe
				Write + build		
			oo/ue zoo blue	Read + build		ue ue ue blue glue
				Write + build		

Parents - Basics 5 Group 1 Newsletter + Tricky Words






11 + 12	Group 2 Choose to use - split digraph	oh these friend asked	ai/ay/a_e brain play same	Read + build		a_e a_e a_e bake a cake
				Write + build		
			ee/ea/e_e sweet leaf concrete	Read + build		e_e e_e e_e Repeat and delete
				Write + build		
			igh/ie/i_e fight tie slide	Read + build		i_e i_e i_e Ride the bike
				Write + build		
			oa/oe/o_e soap toe rose	Read + build		o_e o_e o_e A red rose
				Write + build		
			oo/ue/u_e zoo glue cube	Read + build		u-e u-e u-e toot the flute
				Write + build		

Parents - Basics 5 Group 2 Newsletter + Tricky Words





13 + 14	Group 3 Choose to use two	where today once	io/oy boil boy	Read + build Write + build		oy oy oy joy of the boy
			ur/ir burp third	Read + build Write + build		ir ir ir first or third
			ow/ou owl cloud	Read + build Write + build		ou ou ou shout it out
			or/aw fort crawl	Read + build Write + build		aw aw aw paw on a claw
			w/wh wicked whisker	Read + build Write + build		wh wh wh wet the whale


Parents - Basics 5 Group 3 Newsletter + Tricky Words

Year 1 - Spring - The Higher Levels 5
Choose To Use Sounds






Wk	Sound	Tricky Words	Associated picture + saying (sounds the same looks different)			
2 + 3	Group 4 Choose to use Two & Three	could should would called	air/are airport square	Read + build		are are are Stare at the hare
				Write + build		
			n/kn nose knot	Read + build		kn kn kn Natter and knit
				Write + build		
			r/wr right write	Read + build		wr wr wr Write with Ron
				Write + build		
			f/ff/ph fan huff dolphin	Read + build		ph ph ph Flash on a phone
				Write + build		
			or/aw/au fork crawl autumn	Read + build		au au au haunt the fort
				Write + build		

Parents - Basics 5 Group 4 Newsletter + Tricky Words

4 + 5	Group 5 Choose to use Three & Four	looked says want	n/kn/gn nose knot gnome	Read + build		gn gn gn Nomads gnome
				Write + build		
			or/aw au/ore fort crawl haunt chore	Read + build		ore ore ore Gnaw at the core
				Write + build		
			ee/ea/ e_e/ey sweet leaf concrete monkey	Read + build		ey ey y Lucky key
				Write + build		
			ee/ea/ e_e/ey/y sweet leaf concrete monkey dirty	Read + build		y y y Cheeky sneaky
				Write + build		

			oo/ue/ u_e/ew zoo glue cube blew	Read + build Write + build		ew ewe w Crew that flew
--	--	--	---	-------------------------------	--	----------------------------

Parents - Basics 5 Group 5 Newsletter + Tricky Words





6 + 7	Group 6 Choose to use	after half only with	air/are/ear airport square bear	Read + build Write + build		ear ear ear Stare at the bear
			ur/ ir/or burp third word	Read + build Write + build		or or or Worm on the world
			ch/tch chop witch	Read + build Write + build		tch tch tch Switch with Mitch
			j/dge jump badge	Read + build Write + build		dge dge dge Dodge the bridge
			ur/ir/or/er burp third word perfume	Read + build Write + build		er er er Curl the perm

Parents - Basics 5 Group 6 Newsletter + Tricky Words





Year 1 -The Higher Level 5
Switch It Spell Sounds

The Higher Levels		Switch it Spell Sounds		Tricky Words	
 Week 1 Switch It	l	sixth and wild	does goes tall call small laughed		
	o	frog and old			
	c	crisp and cement			
	g	growl and gem			
 Week 2 Switch It	u	underpants and tuba	why over above live please		
	ow	clown and yellow			
	ie	pie and chief			
	ea	dream and bread			
 Week 3 Switch It	a	apple and angel	water because break work		
	a	apple angel and watch			
	ou	mouse and mouldy			
	o	frog old and monk			
 Week 4 Switch It	y	yellow and cry	who any many move eye		
	y	yellow cry and crystal			
	ch	children and chef			
	ch	children chef and chorus			
	ou	mouse mouldy and soup			

Year 1 - Spring Term - The Higher Levels 5
Switch It Spell Sounds





		Sound	Tricky Words	Read, Write and Build (Looks the same - sounds different)			
8 + 9	Group 1 Switch it 1		does goes tall call small laughed	i milk wild	Read + build		I I I wild lion
					Write + build		
				o pop cold	Read + build		o o o an old book
					Write + build		
				c coat city	Read + build		c c c eat the cement
					Write + build		
				g goat giant	Read + build		g g g jazzy gem
					Write + build		

Parents - Basics 5 Group 1 Newsletter + Tricky Words

10 + 11	Group 2 Switch it 2	why over above live please	u underpants super	Read + build		Uuu u tune the tuba
				Write + build		
			ow owl snow	Read + build		ow ow ow paint the bow yellow
				Write + build		
			ie pie chief	Read + build		ie ie ie chief in the field
				Write + build		
			ea cream head	Read + build		ea ea ea eat the bread
				Write + build		





Parents - Basics 5 Group 2 Newsletter + Tricky Words


Year 1 - Summer Term - The Higher Levels 5
Switch It Spell Sounds

Wk	Sound	Tricky Words	Read, Write and Build (Looks the same - sounds different)			
2 + 3	Group 3 Switch it 3	water because break	a apple acorn	Read + build		a a a ace angel
				Write + build		
			a above wash	Read + build		a a a a wand with a watch
				Write + build		
			ou cloud shoulder	Read + build		ou ou ou oh no! Mouldy mould
				Write + build		
			o soft cold monkey	Read + build		o o o a monkey and a monk
				Write + build		

Parents - week 2 - phonics screening QR code bookmarks + Tricky Words

Parents - week 3 - phonics screening QR code bookmarks + Tricky Words

4 + 5	Group 4 Switch it 4	who any many move eyes	y yellow shy	Read + build		y y y cry cry cry
				Write + build		
			y gym	Read + build		y y y a pink crystal
				Write + build		
			ch church chef	Read + build		ch ch ch chef at the chalet
				Write + build		
			ch church chemist	Read + build		ch ch ch A chorus at Christmas
				Write + build		

			ou cloud shoulder soup	Read + build <hr/> Write + build		ou ou ou toucan in the soup
--	--	--	--	-------------------------------------	---	--------------------------------

Parents - week 4 - phonics screening QR code bookmarks + Tricky Words

Parents - week 5 - phonics screening QR code bookmarks + Tricky Words

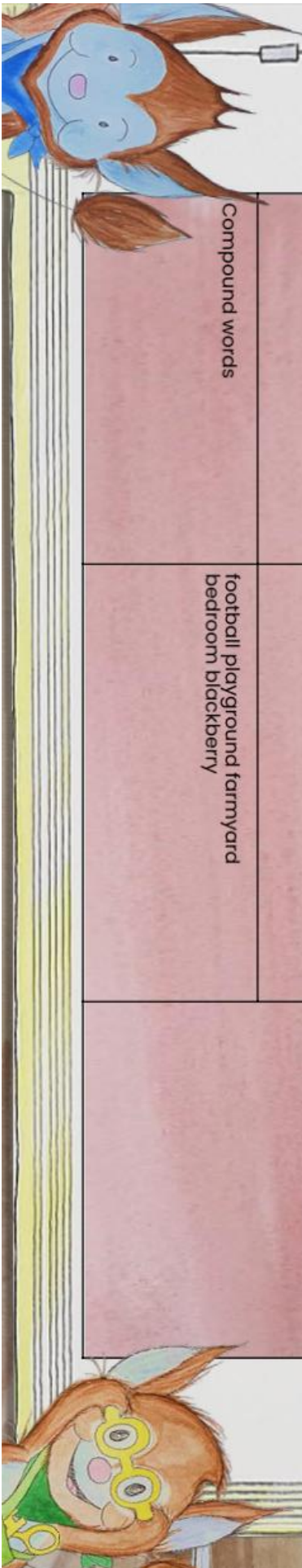
6	Phonics screening prep	Recap tricky words		
---	---	--------------------------	--	--

Parents - week 6 - phonics screening QR code bookmarks + Tricky Words

7	Phonics screening prep	Recap tricky words		
---	---	--------------------------	--	--

--	--	--	--	--

Year 1 - Suze's Super Spelling Rules



Spelling Patterns & Rules		Year 1 Appendices	Common Exception Words
Adding s and es to words (plural of nouns and the third person singular of verbs)	cats dogs spends rocks thanks catches	door floor poor because find kind mind behind child children* wild climb most only both old cold gold hold told every everybody even great break steak pretty beautiful after fast last past father class grass pass plant path bath hour move prove improve sure sugar eye could should would who whole any many clothes busy people water again half money Mr Mrs parents Christmas	
Adding the endings -ing -ed and -er to verbs where no change is needed to the root word	hunting hunted hunter buzzing buzzed buzzer jumper jumping jumped		
Adding -er and -est to adjectives where no change is needed to the root word	grander grandest fresher freshest quicker quickest		
Adding the prefix -un	unhappy undo unload unfair unlock		
Compound words	football playground farmyard bedroom blackberry		

Summer Term - Year 1
Suze's Super Spelling Rules

	Spelling	Read, Write and Build
8	Suffix -s/es	dogs, cats, spends, rocks, thanks, chairs dishes, glasses, stitches, lunches, kisses, foxes
		frogs, bees, girls, eyes, cars, trees boxes, benches, watches, matches, buzzes, wishes
		snakes, presents, boys, bears, pigs, dreams churches, torches, porches, bunches, sandwiches, beaches
9	Suffix -ing	buzzing, jumping, hacking, huffing, mixing, yelling
		quacking, singing, floating, painting, cooking, frowning
		blinking, repairing, thinking, snowing, growling, glowing
10	Suffix -ed	melted, jumped, worked, grasped, washed, crashed
		relaxed, played, shocked, frowned, shouted, mixed
		buzzed, landed, quacked, started, thrilled, barked
11	Suffix -est	youngest, coldest, longest, richest, smartest, softest
		sharpest, smallest, brightest, tallest, quickest, loudest
		greenest, darkest, dullest, neatest, smoothest, dampest
12	Suffix -er	sharper, smaller, brighter, taller, quicker
		younger, colder, longer, richer, smarter, softer
		greener, darker, duller, neater, smoother, damper
?	Prefix un-	unkind, untie, unpleasant, unhappy, unwell, unlock
		uncover, unafraid, unzip, unpack, unexpected, unlucky
		uncomfortable, untidy, unsafe, undo, unfold, unwrap
?	Compound words	football, artwork, playground, farmyard, surfboard, cowboy
		scarecrow, rainbow, lighthouse, cupcake, pineapple, snowman
		ladybird, raincoat, butterfly, sunshine, treehouse, armchair