

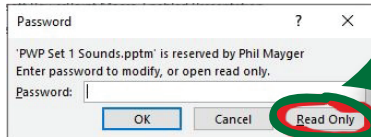
We have produced a series of PowerPoints to keep your child reviewing their Read, Write Inc. Phonic sounds at home.

PowerPoints for the stages of learning

- Set 1 Sounds** Helps review the first sounds learnt and includes special friends
- Set 1 Formation** Includes the handwrite phrase for practicing the correct formation of letters
- Set 1+2 Special Friend Sounds** Reviews all special friends in Sets 1+2.
Learn the sound and phrase
- Capital Letters** Use this to talk about letter names as well as testing the correlation between lowercase and capital letters sounds
- Set 3 + Additional Sounds** Reviews all the Set 3 and Additional sounds
Learn the sound and phrase

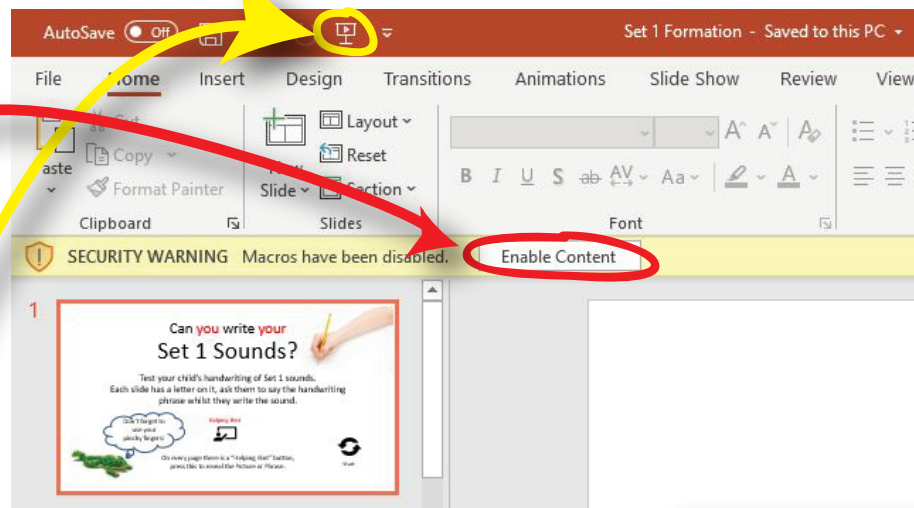
How to use

1. The PowerPoints **MUST** be downloaded and saved onto a PC/laptop to work properly!



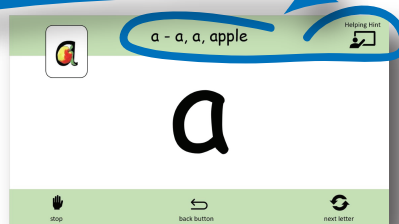
2. The file is password protected, open by pressing **Read Only**

3. When opened, you will need to press **Enable Content** for the features to work properly



4. Then start the slideshow from the beginning

If Needed use the **Helping Hint** button to reveal more information



When ready, press the **stop** button
Review: How did they do?

Then: Say a Fred celebration! The one on the slide or one of their favourites