

# Bird Graph

Cut the birds out and arrange each kind into the column.  
Which column has the most?  
Which has the least?

You will need a pair of scissors and some glue, and an adult to help you



4				
3				
2				
1				

# Learn to write the Bird's Names

Trace the letters... sorry they are not dotted lines



Blue Tit



House Sparrow



Dove



Magpie




Robin

# Parts of a Bird

Complete the spaces with the following parts:

Beak, Eye, Wing, Tail Feet, Feathers.

Now colour the bird...



# Betty's story

Fill in the missing words – all the words are below  
nest, spiders, fly, worms, eggs, chicks, spring, twigs, high, big, strong, insects, better, cooler, winter



My name is Betty, I am a Blue Tit. I like to ..... in the sky, and I travel long distances.

In March, I travel from Africa to England. When I arrive in England I start to build my ..... To build my nest I use ..... and moss. I will build my nest in trees, or in bird boxes. When I have built my nest, I will put my ..... into the nest, and will keep them warm.



Then in April the eggs will hatch and my ..... our born. Once born they need a lot of food, and I will have to leave the nest to get ..... and ..... to feed my chicks, I will spend all day out collecting food for them.

To make sure they become  
..... and .....

Over the next few weeks the  
chicks will grow, and grow



When they chicks have grown,  
I will have to teach them to fly,  
but I have to be careful as our  
nest are high in trees or in bird  
boxes.

Over the summer as they get stronger, I will take them  
out of the nest and take them with me to find .....

During each trip, I will travel  
further away from the nest so  
that each chick, will get stronger  
and ..... at flying.



At the end of the summer when the weather gets  
....., and the days get shorter, my chicks and I will  
start our long trip back to Africa for the .....

# What did you see?

Please circle the number that shows the most of each species that you **see together at the same time**.  
Write the number in the space provided if you see more than 10.

Your name \_\_\_\_\_



**Blackbird**

1 2 3 4 5  
6 7 8 9 10

More than 10 \_\_\_\_\_



**House sparrow**

1 2 3 4 5  
6 7 8 9 10

More than 10 \_\_\_\_\_



**Black-headed gull**

1 2 3 4 5  
6 7 8 9 10

More than 10 \_\_\_\_\_



**Magpie**

1 2 3 4 5  
6 7 8 9 10

More than 10 \_\_\_\_\_



**Blue tit**

1 2 3 4 5  
6 7 8 9 10

More than 10 \_\_\_\_\_



**Robin**

1 2 3 4 5  
6 7 8 9 10

More than 10 \_\_\_\_\_



**Carrion crow**

1 2 3 4 5  
6 7 8 9 10

More than 10 \_\_\_\_\_



**Song thrush**

1 2 3 4 5  
6 7 8 9 10

More than 10 \_\_\_\_\_



**Chaffinch**

1 2 3 4 5  
6 7 8 9 10

More than 10 \_\_\_\_\_



**Starling**

1 2 3 4 5  
6 7 8 9 10

More than 10 \_\_\_\_\_



**Coal tit**

1 2 3 4 5  
6 7 8 9 10

More than 10 \_\_\_\_\_




**Greenfinch**

1 2 3 4 5  
6 7 8 9 10

More than 10 \_\_\_\_\_

Turn over for more birds to spot.


Please circle the number that shows the most of each species that you **see together at the same time**. Write the number in the space provided if you see more than 10.



**Collared dove**

1 2 3 4 5  
6 7 8 9 10


More than 10 \_\_\_\_\_



**Long-tailed tit**

1 2 3 4 5  
6 7 8 9 10


More than 10 \_\_\_\_\_



**Dunnock**

1 2 3 4 5  
6 7 8 9 10

More than 10 \_\_\_\_\_



**Pied wagtail**

1 2 3 4 5  
6 7 8 9 10


More than 10 \_\_\_\_\_



**Jackdaw**

1 2 3 4 5  
6 7 8 9 10


More than 10 \_\_\_\_\_



**Woodpigeon**

1 2 3 4 5  
6 7 8 9 10

More than 10 \_\_\_\_\_



**Great tit**

1 2 3 4 5  
6 7 8 9 10

More than 10 \_\_\_\_\_



**Wren**

1 2 3 4 5  
6 7 8 9 10

More than 10 \_\_\_\_\_

Draw any bird you have seen that isn't on this sheet.

For more information, visit:  
[rspb.org.uk/schoolswatch](http://rspb.org.uk/schoolswatch)

The RSPB is a registered charity in England & Wales 207076,  
in Scotland SC037654. Drawings by Mike Langman. 382-0338-14-15




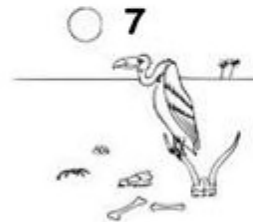
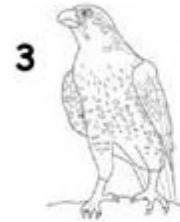

RSPB Wildlife Explorers  
is the junior membership  
of the RSPB.

# Learn birds from other countries

## Vocabulary Worksheet - Birds

### Match words and pictures

condor	<input type="checkbox"/>
eagle	<input type="checkbox"/>
flamingo	<input type="checkbox"/>
hawk	1
hummingbird	<input type="checkbox"/>
kiwi	<input type="checkbox"/>
ostrich	<input type="checkbox"/>
owl	<input type="checkbox"/>
parrot	<input type="checkbox"/>
pelican	<input type="checkbox"/>
penguin	<input type="checkbox"/>
pigeon	<input type="checkbox"/>
robin	<input type="checkbox"/>
seagull	<input type="checkbox"/>
sparrow	<input type="checkbox"/>
stork	<input type="checkbox"/>
toucan	<input type="checkbox"/>
vulture	<input type="checkbox"/>



### Write the words (more than 1 answer possible)

- A bird that flies at night : .....
- A bird that eats fish : .....
- A bird with a long beak : .....
- A bird that cannot fly : .....



# Bird Feeder recipe


**IMPORTANT** - This is NOT suitable for a home which may have any people in it with nut allergies

Make this quick and easy cake to keep the birds happy

## Ingredients

Bird Seed  
Raisins and grated cheese - Optional  
Suet or Lard  
Yoghurt pots/Plastic or Paper cups  
String/wool  
Mixing Bowls  
Scissors

## Step-by-step guide



1. Carefully make a small hole in the bottom of a yoghurt pot. Thread string through the hole and tie a knot on the inside. Leave enough string so that you can tie the pot to a tree or your bird table.



2. Allow the lard to warm up to room temperature, but don't melt it. Then cut it up into small pieces and put it in the mixing bowl.



3. Add the other ingredients to the bowl and mix them together with your finger tips. Keep adding the seeds (Raisins and or grated cheese) and squidding it until the fat holds it all together.



4. Fill your yoghurt pots with bird cake mixture and put them in the fridge to set for an hour or so.



5. Hang your LM speedy bird cakes from trees or your bird table. Watch for greenfinches, tits and possibly even great spotted woodpeckers.

# Moths <https://ukmoths.org.uk/>

## Find 5 facts about each of the British Moths



Swallow  
Tailed  
Moth



Scarlet  
Tiger  
Moth



Popular  
Hawk  
Moth



Jersey  
Tiger  
Moth

## Find 5 Facts about Moths

1

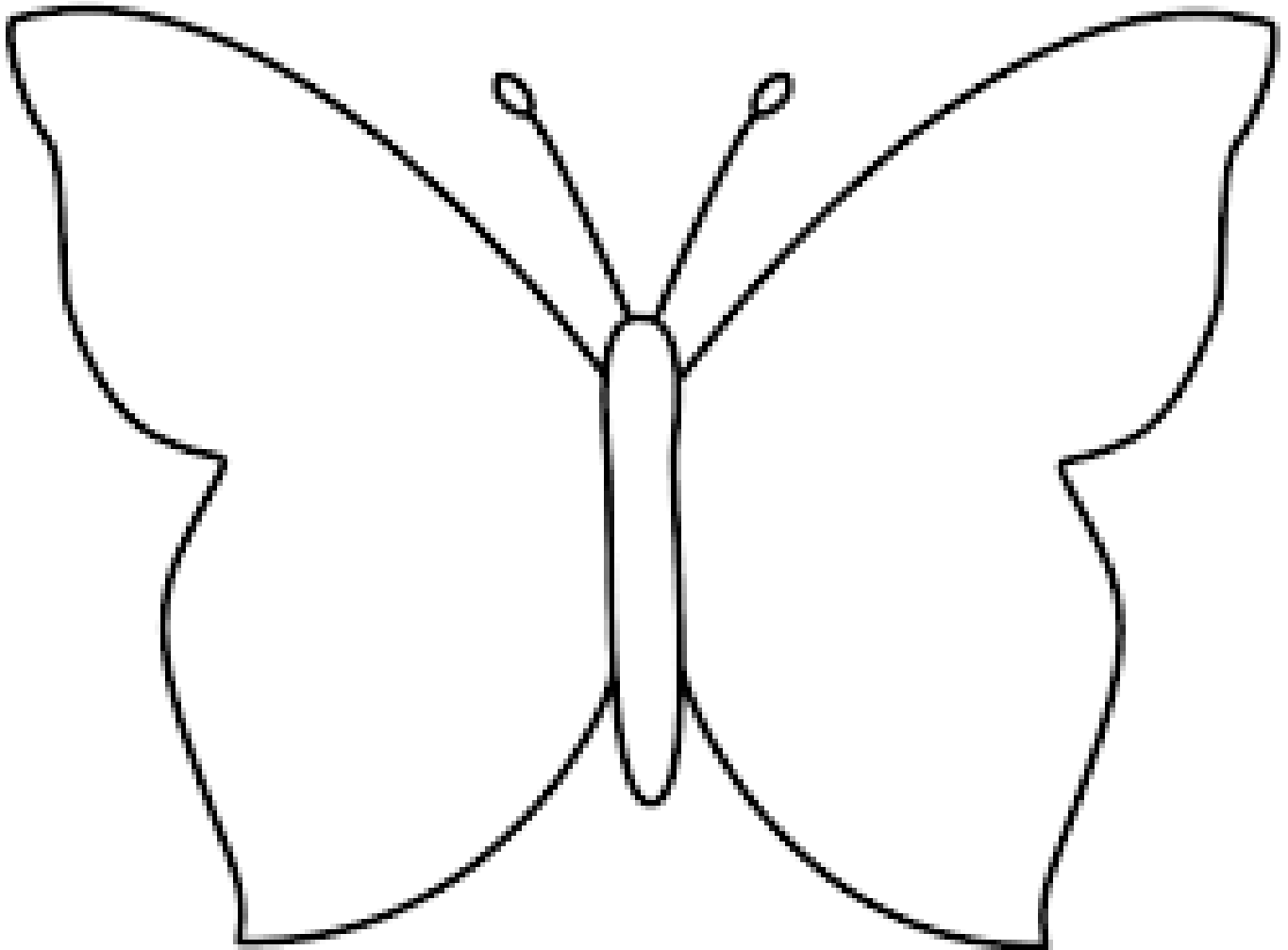
2

3

4

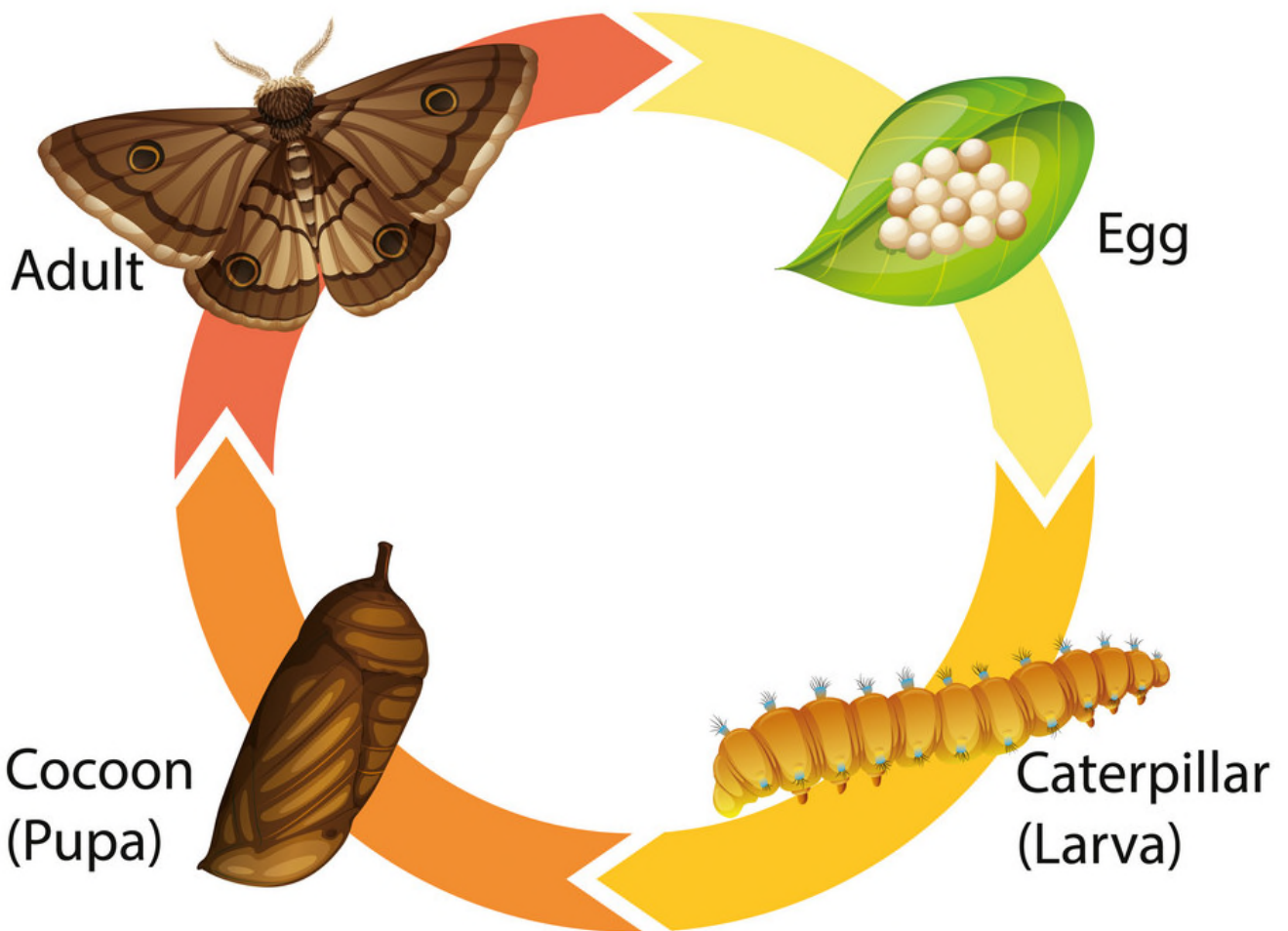
5

## Create your own Moth



Find about more about a moth's life cycle

# Life Cycle of a Moth



Find out more about a moth, what do they eat, when they are caterpillars? How long do they stay in a Cocoon for, what parts of the UK do you find moths

# Learn how to draw a Moth

You will need paper and some pencils.

Fold the paper in half and half again – like the dotted line in the drawing below.

