













The Wonder of Reading at Westcliff

Reading Fluency Menu

<p>Model Reading Read me a story!</p>	<p>Read aloud to your child to provide an excellent example of fluent reading. Make it enjoyable, enthusing and exciting!</p>	
<p>Read and Follow</p>	<p>The adult reads the text and the child follows along with their finger. This helps the child with word recognition and models to them how they should read with fluency.</p>	
<p>Partner Reading My turn, your turn</p>	<p>Take turns reading a page or a paragraph. Here you are modelling how to read with fluency, flow and expression.</p>	
<p>Choral Reading Echo Reading -</p>	<p>You and your child read together at the same time. As you read, the child copies. It is important here to pace yourself and read at a rate that your child can keep up with.</p>	
<p>Repetition Repeated Reading</p>	<p>Once you have complied reading material, encourage your child to reread their favourites. ...</p>	
<p>Timed Reading Stop the Clock</p>	<p>Use a stopwatch and set a timer for a few minutes, and in this time, encourage your child to read as fluently as possible. You can also participate and make it a fun, challenging competition</p>	
<p>Sight words Spot the word!</p>	<p>practice sight words using engaging methods You can create flashcards with different sight words on them, and review them together regularly, making it a fun activity. Try to integrate sight words into daily activities, like shopping lists, labeling household items, treasure hunts at home.</p>	


<p>Audio Books Listen to the story!</p>	<p>Listen along with a story, focusing on the expression and fluency used by the reader. Just enjoy the text!</p>	
<p>Poetry and rhyme!</p>	<p>Poetry and nursery rhymes can be used to practice fluency. Take turns with your child reading a short poem or nursery rhyme until he or she can read it fluently.</p>	
<p>Say it another way!</p>	<p>Drama cards Use the cards and read the statement as if you were in the character of..</p>	<div data-bbox="1029 676 1344 785" style="border: 1px solid black; padding: 5px; margin-bottom: 10px;"> <p>Say it as if you are in a hurry.</p> </div> <div data-bbox="1029 806 1344 911" style="border: 1px solid black; padding: 5px;"> <p>Say it as if you are telling somebody a secret.</p> </div>
<p>Reading Rivers</p>	<p>Make a note of how many things that you have to read every day! From when you wake up until you go to school! Create a reading river to show how much you have read without even realising!</p>	

What is Fluency?

Fluency is the ability to read accurately, at an appropriate speed, and with proper expression.

Why is it important?

Fluency frees up working memory so that students can focus on understanding what they are reading. This has been shown to improve their reading comprehension.



@LEARNINGATTHEPRIMARYPOND