

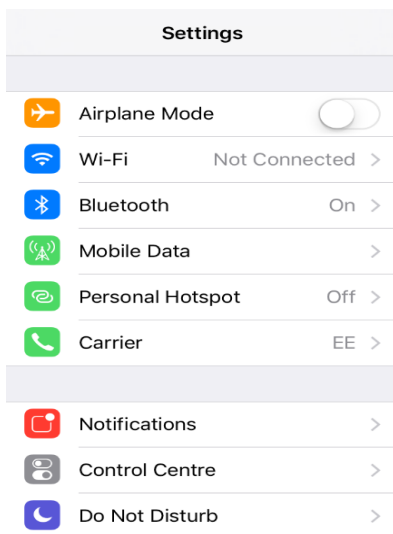


SHOWING NOTIFICATIONS


If you do not receive automatic notifications to your phone after you've installed the Gateway App, you may need to change some settings on your phone.

iPhone

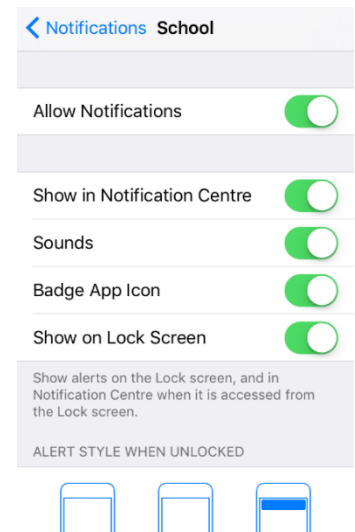
Open the Settings area on your phone:



Click on: Notifications, School Badges, Sounds, Banners

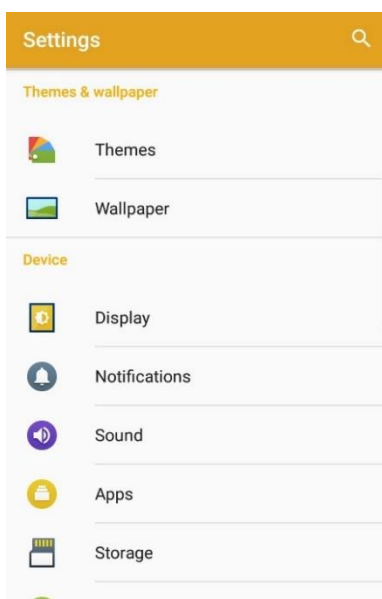


Adjust the settings to suit the notifications you would like:

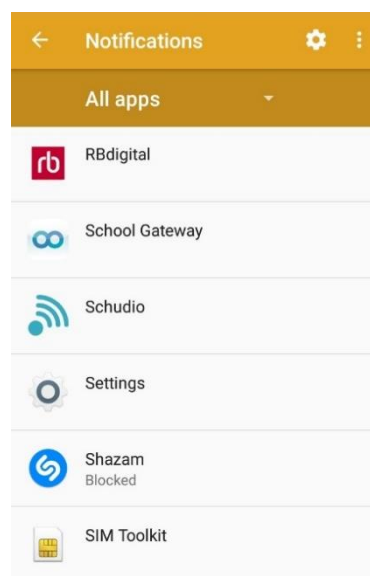


Android

Open the Settings area on your phone:



Click on: Notifications, School Gateway



Ensure that 'Block all' is not highlighted. Adjust other settings to suit the notifications you would like:

